

X 2021-22 SEASON X



SAN DIEGO GULLS

MEDIA GUIDE

FOX 5

SO San Diego





TABLE OF CONTENTS

2021-22 SCHEDULE _____	2	ANAHEIM DUCKS HISTORY _____	32
CLUB DIRECTORY _____	3	SAN DIEGO GULLS HISTORY _____	35
OWNERSHIP _____	6	PLAYER BIOGRAPHIES _____	40
FRONT OFFICE BIOGRAPHIES _____	7	TEAM HISTORY _____	74
COACHES _____	16	CAPTAINS & COACHES _____	103
TRAINING STAFF _____	19	FINAL STATS (YEAR-BY-YEAR) _____	104
ANAHEIM DUCKS HOCKEY STAFF _____	21	RECORDS _____	119
GULLS IN THE COMMUNITY _____	23	PLAYOFFS _____	133
BROADCASTING INFORMATION _____	26	AHL TEAM LANDSCAPE _____	151
ARENA INFORMATION _____	29	OPPONENTS _____	152

SAN DIEGO GULLS 2021-22 MEDIA GUIDE

Chief Editor/Writer – Aaron Cooney

Contributing Writers/Editorial Assistance – Joe Spurrier and Paige Burnell

Photography – Andy Hayt, Jon Hayt, Robinson & Associates, Getty Images, Vince Rappleyea, Steve Sidell

Design – Dominique Chirinciu and Sammy Schwarcz

Printed by – Prisma, Phoenix, Arizona

COPYRIGHT 2021 SAN DIEGO GULLS | The information contained in this publication was compiled by the San Diego Gulls and is provided as a courtesy to our fans and the media and may be used only for personal or editorial purposes. Any commercial use of this information is prohibited without the prior written consent of the San Diego Gulls Hockey Club, LLC and Anaheim Ducks Hockey Club, LLC.



X 2021-22 SEASON X

SCHEDULE

OCTOBER

SUN	MON	TUE	WED	THU	FRI	SAT
					1	2
3	4	5	6	7	8	9
10	11	12	13	14	15	16 8:00P AHL
17	18	19	20	21	22 7:00P S	23 7:00P AHL
24	25	26	27	28	29 7:00P AHL	30 7:00P AHL
31						

NOVEMBER

SUN	MON	TUE	WED	THU	FRI	SAT
	1	2	3	4	5 7:00P Gulls	6 7:00P Gulls
7	8	9	10 7:00P AHL	11	12 7:00P Gulls	13 7:00P Gulls
14	15	16	17	18	19 7:00P AHL	20 7:00P AHL
21	22	23	24 7:00P AHL	25	26 5:00P Gulls	27 7:00P AHL
28	29	30				

DECEMBER

SUN	MON	TUE	WED	THU	FRI	SAT
		1	2		3 7:00P S	4 8:00P S
5	6	7	8	9	10 7:00P S	11 7:00P AHL
12	13	14	15 7:00P AHL	16	17 7:00P AHL	18 7:00P AHL
19	20	21	22 7:00P S	23	24	25
26	27 7:00P AHL	28	29 7:00P AHL	30	31 5:00P AHL	

JANUARY

SUN	MON	TUE	WED	THU	FRI	SAT
						1
2 7:00P AHL	3	4	5 7:00P AHL	6	7 7:00P S	8 8:00P S
9	10	11	12	13	14 7:00P AHL	15 7:00P AHL
16	17	18 7:00P AHL	19 8:00P AHL	20	21	22 7:00P AHL
23 7:00P AHL	24	25	26 7:00P AHL	27	28 7:00P AHL	29 7:00P AHL
30	31					

FEBRUARY

SUN	MON	TUE	WED	THU	FRI	SAT
		1	2 7:00P AHL	3	4 7:00P AHL	5 7:00P AHL
6	7	8	9	10	11 7:00P AHL	12
13	14	15	16 7:00P AHL	17	18	19 7:00P AHL
20 8:00P AHL	21	22	23	24	25 7:00P AHL	26 8:00P AHL
27	28					

MARCH

SUN	MON	TUE	WED	THU	FRI	SAT
		1	2 8:00P AHL	3	4 8:00P AHL	5 8:00P AHL
6	7	8	9 7:00P AHL	10	11 7:00P AHL	12 7:00P AHL
13	14	15	16 7:00P AHL	17	18 7:00P AHL	19 7:00P AHL
20	21	22	23 7:00P AHL	24	25	26 7:00P AHL
27 8:00P S	28	29	30	31		

APRIL

SUN	MON	TUE	WED	THU	FRI	SAT
					1 7:00P AHL	2 7:00P AHL
3	4	5	6	7	8 7:00P AHL	9 7:00P AHL
10	11	12	13	14	15 7:00P AHL	16 7:00P AHL
17	18	19	20 7:00P AHL	21	22	23 7:00P AHL
24	25	26	27	28	29	30

■ HOME GAMES ■ AWAY GAMES

ALL TIMES ARE PACIFIC AND SUBJECT TO CHANGE

CLUB DIRECTORY

FRONT OFFICE

7676 Hazard Center Dr., Ste. 1075
San Diego, CA 92108
(619) 359-4700
F: (619) 359-4701
SanDiegoGulls.com

ARENA

Pechanga Arena San Diego
3500 Sports Arena Blvd
San Diego, CA 92110
(619) 224-4171
CAPACITY 12,920

PRACTICE FACILITY

THE RINKS - Poway ICE
12455 Kerran Street, #100
Poway, CA 92064
(858) 956-0045
The-Rinks.com

EXECUTIVE MANAGEMENT

Owners Henry and Susan Samuelli
Chief Executive Officer Michael Schulman
President, Hockey Operations Bob Murray
President, Business Operations Matt Savant
Assistant General Manager Bob Ferguson

COACHING STAFF

Head Coach Joel Bouchard
Assistant Coach Daniel Jacob
Assistant Coach Maxime Talbot
Video Coordinator Austin Violette

HOCKEY CLUB OPERATIONS

Director, Minor League Hockey Operations Jillian Reddin
Manager, Team Services Jeff Goduti
Head Equipment Manager Joey Guilmet
Assistant Equipment Manager Ryan Tall
Equipment Assistant Alf Tejada
Head Athletic Trainer Ryan Ledwon
Assistant Athletic Trainer Brett Bernstein
Head Strength and Conditioning Coach Caylin Reikoff
Strength and Conditioning Colin Reddin

COMMUNICATIONS & BROADCASTING

Director, Communications & Broadcasting Aaron Cooney
Media and Communications Specialist Paige Burnell
Play-by-Play Announcer Andy Zilch
Color Analyst BJ MacPherson

COMMUNITY RELATIONS

Director, Community Relations Melissa Werman
Community Relations Coordinator Andrea Anderson

CORPORATE PARTNERSHIPS

Director, Corporate Partnerships Greg Zweig
Corporate Partnerships, Activation Manager Kyle O'Rourke
Sales Manager, Corporate Partnerships Derek Dawson
Activation Associate, Corporate Partnerships Briana Abasta

FINANCE

Controller Mike Pomares

HUMAN RESOURCES

Human Resources Generalist Lori Poncino

MARKETING

Director, Marketing Ryan Johnson
Manager, Digital Marketing AJ Manderichio
Manager, Marketing Tyler Hadfield
Manager, Game Operations David DesRochers
Manager, Merchandise Rebekah Schieck
Social and Digital Media Coordinator Abby Asma
Graphic Designer Dominique Chirincius
Event Coordinator Cesar Perez

TICKETING

Director, Ticket Sales Nate Beasley
Business Intelligence Manager Tanner Franklin
Business Intelligence Database Associate Brady DuPea
Manager, Group Sales Casey Callahan
Manager, Season Ticket Sales and Service Jesse Correia
Manager, Inside Sales Nick Sciabarra
Account Service Executive, Season Ticket Sales Rick Hague
Account Executive, Season Ticket Sales Charles Aguayo
Account Executive, Season Ticket Sales Chase Davis
Account Executive, Season Ticket Sales Joshua Woodard
Account Executive, Season Ticket Sales Evan Krausz
Account Executive, Group Sales Steven Somera
Account Executive, Group Sales Bill Foltz Jr.
Account Executive, Group Sales Joshua Barre
Inside Sales Representative Branden Estrada
Inside Sales Representative Gabriella Garcia

THE RINKS - POWAY ICE

Vice President Art Trotter
General Manager Kyle Broderick
Assistant Manager Kevin Trindl
Hockey Director Rick Hutchinson
Hockey Manager Dean Wilson
Director of Figure Skating Alex Chang
Skating School Lead Courtney Walker

MISCELLANEOUS

Home Ice Pechanga Arena San Diego (opened 1966)
Capacity 12,920
Club Colors Orange, Blue, Black
PA Announcer Callan McClurg
Founded 2015



MEDIA INFORMATION

On behalf of the San Diego Gulls, welcome to the 2021-22 American Hockey League (AHL) season. Thank you for your coverage and continued support of the San Diego Gulls and the AHL. We hope to make your job covering our hockey club as easy and pleasant as possible. In order to help you achieve your goals in the most efficient manner, we have a few procedural guidelines of which you should be aware.

GULLS GAMEDAY HUB

The San Diego Gulls Communications Department maintains a media-specific website to deliver up-to-the-minute news and information about the organization and the AHL – including game notes, statistics, press releases, practice information, postgame notes, media protocols, audio and a digital edition of the 2021-22 Gulls Media Guide. To access the site, visit SanDiegoGulls.com/GamedayHub.

MEDIA CREDENTIALS

Media credentials are issued to working media only, and will be evaluated on a game-by-game basis for print and online, radio and television outlets. Credentials are good for admittance to the arena, press box, dining room and designated interview areas (per AHL guidelines) once they have been opened to media.

Season media passes are issued to major publications, television and established radio stations, as well as websites affiliated with major broadcast outlets. Requests for credentials must be made on a company letterhead. Credentials will be distributed on an individual basis. Season pass holders must notify the Gulls Communications Department of their intentions to cover a game in order to reserve press seating. Please note, press seating is limited and will be granted on a first-come, first-served basis.

Individual game credentials should be requested through the club's website by visiting www.sandiegogulls.com/credentials a minimum of 24 hours prior to game time or by 2:00 p.m. Friday for all Saturday or Sunday contests.

Credentials are non-transferable, and unauthorized use will subject bearer to ejection from the arena and result in a loss of credential privileges.

AVAILABILITY AND INTERVIEW REQUESTS

Gulls practices take place at THE RINKS - Poway ICE or

Pechanga Arena San Diego and are open to accredited media members. Please note that practice times vary. Media wishing to cover practice sessions must contact the Gulls Communications Department to confirm times and locations and to ensure access. The Gulls Communications Department will email practice schedules the day prior.

We suggest attending the morning skate if you need an interview before games, typically held by the Gulls at 10 a.m. and visiting team at 11:15 a.m. Normal media availability takes place after completion of the morning skate, typically at 10:30 a.m. This is the best time to interview players on a game day.

Interviews that need advanced preparation or special accommodation can be arranged by contacting the Gulls Communications Department. You can email requests to acooney@sandiegogulls.com, or call (619) 359-4704. This includes all live television interviews for pre- and post-game. ALL requests for in-between period interviews must be made by the time of the Gulls' skate that morning.

Postgame media availabilities will be held according to each team's respective media protocols for the 2021-22 season. Your cooperation is asked in maintaining a working atmosphere. Postgame briefings with Gulls head coach Joel Bouchard will be held after each game outside of the Gulls locker room. Postgame notes and quotes, featuring highlights, game notes, interview links and transcriptions will be available via email upon request.

VENUE AND MEDIA SERVICES

Media Entrance: All season and individual game credential holders should enter through the press entrance at the East Entrance of Pechanga Arena San Diego. Pre-arranged passes must be picked up at the press entrance a minimum of 20 minutes before game time (6:45 p.m. for a 7:05 p.m. game). Credentials will be issued on an availability-only basis. No admittance to the arena will be provided anywhere other than the East Entrance.

Parking: Complimentary parking is available through the Gulls Communications Department. Please note any parking needs in conjunction with credential requests. Media parking is available in the East Parking Lot, adjacent to the East Entrance of Pechanga Arena San Diego. Parking is accessible via Sports Arena Boulevard at the stop light

MEDIA INFORMATION

between Chili's and Chick-Fil-A. Proceed straight, and the parking lot is on your right-hand side. The parking lot is adjacent to the East Entrance where media will call is located.

Press Box and Workroom: The press box is located off the main concourse at the top of Section 1 (north side of arena, opposite the team benches) of Pechanga Arena San Diego and is reserved for game personnel and members of the working media only. Seating is limited and reserved at the discretion of the San Diego Gulls Communications Department. Please consult seating charts posted throughout the press box upon arrival for seat assignments.

The press workroom is located on the event level in the east end of Pechanga Arena San Diego. Only working media with valid credentials will be permitted into the press workroom. The photography room is located adjacent to this space. Both areas are equipped with electrical outlets, phone lines and Wi-Fi login information.

Services: Prior to each game, a complimentary meal is available to members of the media in the press workroom. Prior to the game, members of the media will be provided with game notes and lineups, available in both the press workroom and the press box. In-game scoresheets will be distributed to all media in the press box between periods and in both the press box and the press workroom following the game. Additional materials can be found on the Gulls' media website.

ADDITIONAL MEDIA POLICIES

Dressing Rooms: Per club policy, media members are prohibited from using cell phones in the dressing room to place a call or take photographs. No still photography of any kind is allowed in the Gulls dressing room.

Photography: Professional still photography is permitted to those with a Photo or Media credential only. There are four holes on the glass in each corner of the arena at Sections 4, 10, 17 and 21. For photography needs or placement, please contact Aaron Cooney at any time or Gulls team photographer Andy Hayt on site at Pechanga Arena San Diego by 6 p.m. on game day. The aforementioned will place photographers on the glass

on a first-come, first-served basis. Photographers are not permitted to shoot on the glass without permission. Still photography is permitted anywhere on the main concourse or the inner bowl of the loge level. No photography is permitted in areas that would interfere with or impede the visibility of any fans.

Game photography is available at www.Flickr.com/photos/SanDiegoGulls (please credit Hayt, San Diego Gulls).

Television Coverage: All television stations, with the exception of the broadcast rightsholders for the game in question, are expressly prohibited by the Gulls and American Hockey League from shooting footage of any Gulls game that is being broadcast locally at Pechanga Arena San Diego.

Highlights: The Gulls will provide highlights to all registered outlets during the second intermission of all home games (approximately 8:45-9 p.m.) and within one hour of the final horn (between 9:30-10:45 p.m. depending on end of game). It is the goal of the Gulls Communications Department to provide highlights in a timely and efficient manner. If you would like to receive game highlights, please contact Aaron Cooney (acooney@sandiegogulls.com).

Autographs/Personal Cameras: In accordance with AHL rules, autographs of any kind and personal cameras, including camera phones, are strictly prohibited at all times.

We hope this outline of procedures and guidelines will assist you in your coverage of the Gulls and the American Hockey League at Pechanga Arena San Diego for the 2021-22 season. Please don't hesitate to contact us if you need additional assistance. We look forward to working with you this season.

Sincerely,



AARON COONEY
DIRECTOR OF COMMUNICATIONS AND BROADCASTING
SAN DIEGO GULLS



HENRY AND SUSAN SAMUELI

ANAHEIM DUCKS HOCKEY CLUB, LLC
ANAHEIM ARENA MANAGEMENT, LLC
SAN DIEGO GULLS HOCKEY CLUB, LLC

EDUCATION AND PROFESSIONAL CAREERS

Susan Samuelli was born and raised in Los Angeles, CA. She earned her B.A. degree in Mathematics from UC Berkeley in 1972. From 1972 to 1985 she was with IBM Corporation, where she worked initially as a software programmer in the Federal Systems Division, Westlake Village, CA, and then as a Systems Engineer in the National Marketing Division, Los Angeles, CA, providing technical marketing and sales support for IBM's mid-range computer systems. In 1985 she left IBM and focused her energy on raising her children, at which time she developed a keen interest in integrative health care, studying in the areas of nutrition, homeopathy and Chinese herbs. Susan subsequently received a Ph.D. degree in nutrition from the American Holistic College of Nutrition in 1993 and a diploma in Homeopathy from the British Institute of Homeopathy in 1994.

Henry Samuelli was born in Buffalo, NY and grew up in Los Angeles, CA. He earned his B.S., M.S. and Ph.D. degrees in Electrical Engineering from UCLA in 1975, 1976 and 1980, respectively. From 1980 to 1985 he was employed in various engineering and management positions in the Electronics and Technology Division of TRW, Inc., a military communications defense contractor now part of Northrop-Grumman. Since 1985 he has been a professor in the Electrical and Computer Engineering Department at UCLA, and since 2003 he has also served as a Distinguished Adjunct Professor in the Electrical Engineering and Computer Science Department at UC Irvine. In 1991 he co-founded Broadcom Corporation, a global leader in providing semiconductor solutions for wired and wireless communications. Henry took a leave of absence from UCLA in 1995 and joined Broadcom full-time as Chief Technology Officer (CTO). In 2016 Broadcom was acquired by Avago Technologies Limited and renamed Broadcom Inc. Henry retired as CTO of Broadcom in 2018 and now serves as Chairman of the Board of Broadcom Inc.

SPORTS AND ENTERTAINMENT OWNERSHIP

In 2003 Susan and Henry took over management of the Honda Center sports and entertainment venue in Anaheim, CA and in 2005 they purchased the Anaheim Ducks National Hockey League (NHL) franchise from the Walt Disney Company. In 2007 the Anaheim Ducks became the first California team ever to win the Stanley Cup championship. Henry is a member of the Executive Committee of the NHL Board of Governors. The Samuelli's also own the San Diego Gulls American Hockey League (AHL) franchise, which serves as the Ducks' minor-league affiliate in San Diego, CA.

COMMUNITY SERVICE AND PHILANTHROPY

The success of Broadcom has provided Susan and Henry the opportunity to support many worthwhile nonprofit organizations. After Broadcom went public in 1998 they created the Samuelli Foundation and to date they have gifted over \$600 million primarily in the areas of Science, Technology, Engineering and Mathematics (STEM) Education, Integrative Health, Youth and Social Services, and Jewish Culture. In 2012 they joined the Giving Pledge, initiated by Warren Buffett and Bill and Melinda Gates, whose members pledge the majority of their wealth to philanthropy.

Susan serves on the Board of the Orangewood Children's Foundation, a leading provider of foster youth services in Orange County, CA, and she is a member of the Board of Trustees of the Samuelli Academy, an innovative public Charter High School in Santa Ana, CA that focuses on project-based STEM learning for community, underserved and foster youth. She also serves on the Advisory Board of the Susan Samuelli Integrative Health Institute at UC Irvine which provides education, research and clinical care built around integrative practices and emphasizes whole-person healing and wellness. Henry serves on the Dean's Advisory Board of both the Henry Samuelli School of Engineering and Applied Science at UCLA and the Henry Samuelli School of Engineering at UC Irvine. Both Susan and Henry serve on the Advisory Board of the Susan and Henry Samuelli College of Health Sciences at UC Irvine.

In 2019 they opened the Great Park Ice complex in Irvine, CA which features four ice sheets, including one that will seat 2,500 spectators. The 280,000-square-foot complex offers a variety of ice sports including youth and adult hockey programs, figure skating, curling, broomball, sled hockey, public open skating and is also the official practice facility for the Anaheim Ducks.



MICHAEL SCHULMAN

CHAIRMAN OF THE BOARD, OC/VIBE SPORTS & ENTERTAINMENT
CHAIRMAN OF THE BOARD, ANAHEIM ARENA MANAGEMENT, LLC
CHIEF EXECUTIVE OFFICER, ANAHEIM DUCKS HOCKEY CLUB, LLC
MANAGING DIRECTOR, H&S VENTURES, LLC

Michael Schulman serves as Chairman of the Board of ocVIBE Sports & Entertainment, Chairman of the Board of Anaheim Arena Management (AAM), Chief Executive Officer of Anaheim Ducks Hockey Club (ADHC), Chairman of the Board of the Anaheim Ducks Foundation and Chief Executive Officer of the San Diego Gulls Hockey Club (SDG). He is also an Alternate Governor for both the NHL and AHL Board of Governors and serves on the board of NHL Enterprises.

In addition, he is Managing Director of H&S Ventures, the entity that manages the Samueli Family Office. Schulman reports directly to owners Dr. Henry Samueli and Susan Samueli, and is responsible for managing and long-term planning of their profit and nonprofit entities.

Schulman was the lead negotiator on behalf of the Samueli family in the acquisition of the Honda Center management agreement from the bankruptcy court and the City of Anaheim, and played the key role in extending the lease of AAM and acquiring various properties around Honda Center which formed ocVIBE.

He acts as liaison between the Samueli family and AAM management, and supervises all financial, legal, and charitable decisions of the arena; as well as with the other partners of AAM and the City of Anaheim. In addition, Schulman oversees all long-term capital projects, including the 57 Freeway Marquee, two 360° LED rings, revamping of the video room, new scoreboard and sound system, and remodeling of the company offices and locker rooms.

Schulman also represented the Samueli family in purchase negotiations with Disney for the Anaheim Ducks, and in qualifying the Samueli family for the purchase of the team with the NHL.

Schulman was also involved with the family in changing the team name and logo, and forming the Anaheim Ducks Foundation. Schulman led the negotiation with the American Hockey League (AHL) in forming the new AHL Pacific Division along with four other NHL teams. He was the lead negotiator in purchasing the Norfolk AHL team and moving the team to San Diego. He also formed the San Diego Gulls Foundation.

He is responsible for developing additional ice and inline rinks in the Orange County area and was instrumental in the purchase of several ice and inline rinks, including Great Park Ice and FivePoint Arena, Irvine and Corona inline rinks, and Westminster, Yorba Linda, Lakewood and Poway ice rinks. Schulman is the Chairman of THE RINKS Program and oversees its development, including the advancement of the Anaheim Ducks High School Hockey League, California State Championship and the Learn to Play Hockey Program. Schulman spent over 10 years working with the City of Irvine in developing Great Park Ice and FivePoint Arena, and forming the Irvine Ice Foundation, which was responsible for the building of the complex.

Schulman's role at H&S Ventures is multi-faceted. He is the Managing Director of the family office, which oversees all of the family's profit and nonprofit operations. H&S Ventures serves as the manager of AAM, ADHC, SDG as well as a number of other business entities in which the Samuelis are involved. Schulman was a founding member, and is a past board member, of the Santa Clara Institute of Sports Law and Ethics and the USC Sports Business Institute (SBI) Advisory Council.

Schulman serves on the boards of AAM, ADHC, Anaheim Sports Holdings, Anaheim Ducks Foundation, HS Hockey Development, San Diego Gulls Hockey Club and ECH 2101. He is also a current member of the board of the Telluride Ski and Golf Company.

Schulman also serves on many nonprofit boards. He has been a member of the University of California, Irvine Foundation Board since 1991, and CEO Leadership Alliance (CLA-OC) since 2019. He was one of the founding members and past chair of the UCI Planned Giving Leadership Council. Schulman serves on the boards of the Samueli Foundation, Samueli Institute, Anaheim Ducks Foundation and San Diego Gulls Foundation.

After earning his Bachelor of Arts in Economics from University of California, Berkeley, Schulman went on to the University of Santa Clara Law School. In addition, Schulman studied economics for one year at the University of Leeds in England.

Following law school, he was hired as a full-time law professor at the University of Southern California, after which he was a practicing attorney for a number of years and a partner with the law firm of McDermott, Will & Emery.

A native of California, Michael and his wife, Sherry, reside in Laguna Beach and have four children: Annie, Danielle, Bryant and Natasha.



EXECUTIVE MANAGEMENT

BOB MURRAY

EXECUTIVE VICE PRESIDENT AND GENERAL MANAGER
ANAHEIM DUCKS HOCKEY CLUB, LLC



Bob Murray enters his 47th consecutive year in the National Hockey League, his 14th as Executive Vice President and General Manager of the Anaheim Ducks. He won the NHL General Manager of the Year award in 2013-14 and has been a finalist for the honor three times. He also served as an Assistant General Manager for Team Canada during the 2016 World Cup of Hockey. Named to his position Nov. 12, 2008, Murray is the third-longest tenured General Manager in the NHL, behind only David Poile (1997) and Doug Wilson (2003).

On Jan. 6, 2019 vs. Edmonton, Murray became the fifth person in NHL history to both play and manage 1,000 career regular season NHL games. He joined Bobby Clarke, Bob Gainey, Bob Pulford and Doug Wilson in the 1,000/1,000 club. Murray has now managed 1,166 NHL games (978 with Anaheim, 188 with Chicago) and played in 1,008 NHL contests (all with Chicago).

Under Murray's guidance, the Ducks have posted 100+ standings points in five of the last eight seasons, won division titles in five of the last eight seasons and made playoff appearances in six of the last eight campaigns. Under Murray, the Ducks are the NHL's most successful team drafting players into the NHL since 2009, qualifying for the playoffs in 11 of 16 seasons since then. Anaheim has had 36 players drafted by the club appear in an NHL-best 8,123 combined NHL games since 2009.

Murray's 2016-17 Ducks were the seventh different team in NHL history to win five consecutive division titles and the only team to win the Pacific Division five consecutive years since its creation in 1993-94. Anaheim defeated Calgary and Edmonton in the first two rounds of the Stanley Cup Playoffs before falling to Nashville in the Conference Final. It was Anaheim's fourth trip to the Conference Final since Murray joined the team in 2006.

In 2014-15, Anaheim finished with the best record in the Western Conference (51-24-7, 109 points), becoming the first team since 2011-12 (Vancouver) to post consecutive 50+ win seasons. Anaheim defeated Winnipeg and Calgary in the first two rounds of the postseason before falling in the Conference Final to Chicago (seven games). The 2013-14 team finished with a record of 54-20-8, the best mark in franchise history. Anaheim posted the top record in the Western Conference for the first time in club history that season, setting season records for standings points (116), wins (54) and win/points percentage (.707), while also leading the league in goals (263). The 2012-13 club finished the regular season with the third-best record in the NHL (30-12-6, second in the West).

Murray was named to his current position on Nov. 12, 2008 after spending the previous three-plus seasons as the club's Senior Vice President of Hockey Operations. In that role, much of Murray's work behind the scenes led directly to many successful trades and other player transactions by Anaheim. During that three-year period, the Ducks won a Stanley Cup (2007), a Pacific Division title (2007) and qualified for the playoffs each season. Murray was the General Manager of the Portland Pirates (Anaheim's AHL affiliate) from 2005-06 through 2007-08. The Pirates went to the Conference Finals twice (2006 & 2008), appearing in six playoff rounds. Between 2005 and 2008 (three seasons), Anaheim and Portland combined to win 10 and appear in 14 playoff rounds, both the most of any organization in hockey.

Prior to joining the Ducks in July 2005, Murray worked as a professional scout with the Vancouver Canucks from 1999-05. Murray's scouting expertise helped to build teams that recorded 100+ point seasons two years in a row (2002-03 and 2003-04) and advanced to the Stanley Cup Playoffs four seasons in a row (2001-04). Before his stint in Vancouver, he served as a Scouting Consultant for Anaheim during the 1998-99 season.

Murray was a member of the Chicago Blackhawks organization for 25 years, serving as General Manager from 1997-99. He was named the sixth General Manager in team history on July 3, 1997. He was promoted to the post after serving as Assistant General Manager under Bob Pulford for two seasons. Before joining upper-management, Murray was named the Director of Player Personnel in 1991 and was largely responsible for the club's NHL Entry Draft selections over eight seasons.

Drafted by the Blackhawks in 1974, Murray spent his entire 1,008-game, 15-year career in a Chicago uniform. He became just the fourth player in Blackhawks history to reach the 1,000-game plateau in 1989-90. In addition, he became the first defenseman in club history to appear in 100 postseason contests, reaching the mark during the 1990 Stanley Cup Playoffs. In all, Murray scored 132-382=514 points and currently ranks third in all-time points among Blackhawks defensemen (17th overall in club history). He was named to both the 1981 and 1983 NHL All-Star Games. Murray retired at the conclusion of the 1989-90 season. Known for his work ethic, intelligence and determination as a player, Murray remained with the organization as a Professional Scout following his retirement in 1990.

Bob and his wife, Betsy, have four children: Kevin, Amanda, Andrew and Katie; and four grandchildren: Mikayla, Aisley, Lily and Kaden.

EXECUTIVE MANAGEMENT

TIM RYAN

CHIEF EXECUTIVE OFFICER, OCVIBE



Tim Ryan was named Chief Executive Officer of ocVIBE on June 24, 2020. He provides leadership over the development of ocVIBE, while maintaining oversight of Honda Center and the company's newly formed Sports Division, consisting of the Anaheim Ducks Hockey Club, San Diego Gulls Hockey Club, The Rinks facilities, and affiliated business entities.

In addition to his duties with the Ducks and Honda Center, Ryan took on the additional responsibilities of the planning and development of ocVIBE over the past several years. He worked extensively with the city of Anaheim to bring the Platinum Triangle vision to life, including project management, entitlement and design, corporate partnership integration, government affairs, tenant negotiation and more.

Before being named to his current position, Ryan spent 15 seasons as Executive Vice President/Chief Operating Officer for the Anaheim Ducks and 28 years at Honda Center. He successfully led the Ducks' business efforts to record growth, while initiating numerous community, fan-friendly and youth hockey programs that have increased the popularity of the sport in the Southern California market.

Ryan has more than 42 years in arena management and event creation experience. In addition to his duties with the NHL club, he served as President and Chief Executive Officer of Anaheim Arena Management, LLC (AAM), the management company of Honda Center. In that role, Ryan directed all areas of one of the premier entertainment and sports venues in the world, and today still often takes a hands on approach to bringing world-class events to Anaheim. Over the years, Honda Center has repeatedly ranked among the top 10 arenas in the world for annual live entertainment.

Through strategic planning, creative business development, and event production, Ryan ensures Honda Center is consistently booked with the world's top names in live entertainment and world-class sporting events such as the Rolling Stones, Justin Timberlake, Ariana Grande, Elton John, Post Malone, Chris Stapleton, Twenty One Pilots, Garth Brooks and more. Since 1993, more than 41 million people have been entertained at Honda Center, enjoying over 4,000 events. Amid the COVID-19 pandemic, Ryan worked to utilize the arena in ways to serve the community during unprecedented times. By joining together with key partners, Honda Center hosted 15 drive-thru food banks, 7,000 civil marriage ceremonies, 10 blood drives, and the largest Vote Center in Orange County.

Ryan was named Executive Vice President/Chief Operating Officer for the on Ducks on June 20, 2005, when the team was purchased by Dr. Henry and Susan Samuelli, also owners of AAM. Under his watch, the Ducks have twice recently (2018 & 2019) named a finalist for Sports Humanitarian Team of the Year by ESPN. The award "represents a sports club/team that demonstrates how teamwork can create a measurable impact on a community or cause." The club has also been continually recognized by ESPN The Magazine in its annual "Ultimate Standings" edition for successes both on and off the ice. The magazine has recognized the Ducks as a top franchise among 122 professional sports teams (NHL, NFL, MLB & NBA), ranking in the top eight three times.

In 1992, after a long career at the Long Beach Arena, Ryan joined the then-Arrowhead Pond of Anaheim (operated by Ogdgen Facility Management) as Assistant General Manager. He was promoted to General Manager in 1998 and was named Pollstar Magazine "Facility Executive of the Year" for 2001. During that time, Ryan was also charged with overseeing a number of other Ogdgen facilities and served as a consultant on various major entertainment projects. Near the end of 2003, the management contract for the arena was purchased by AAM, and Ryan was named President/CEO of both the company and the arena.

Ryan is active in both the entertainment industry and in the local community. He serves on the boards of several nonprofit groups, including Big Brothers Big Sisters of Orange County, Orange County Sports Council, Los Angeles Sports Council, Orangewood Foundation, and the Stars and Stripes Tournament.

Ryan graduated from California State University, Long Beach in 1979 with a bachelor's degree in Finance. He lives with his wife, Michele, in Huntington Beach and enjoys golf, fly-fishing and travel.



AARON TEATS

PRESIDENT OF BUSINESS OPERATIONS
ANAHEIM DUCKS HOCKEY CLUB, LLC



Aaron Teats serves as President of Business Operations for the Anaheim Ducks Hockey Club and Executive Vice President of the newly-formed Sports Division of ocVIBE, which includes the Anaheim Ducks, San Diego Gulls and The Rinks. In his Ducks role, he oversees all of the club's business operations, including all ticket sales/operations and marketing initiatives.

Teats is in his 27th year with the Ducks, beginning his career within the broadcasting ranks in 1994. He served 11 years as both an Emmy Award-winning producer and director of the Ducks radio and television broadcasts before permanently transitioning to the business office in 2007. In his previous role as Chief Marketing Officer, Teats was integral in several business initiatives advancing the brand and financial impact of the Ducks in the community as well as the front office. He created the Ducks' internal merchandise division in 2014, which included the design and creation of the new Ducks Team Store, and a business intelligence division in 2017.

During his Ducks tenure, Teats has spearheaded additional successful initiatives which led to organizational growth. He helped lead the launch of the John Wayne Airport Breakaway Bar and Grill (2011), a Ducks-themed restaurant at Orange County's international airport. Teats was also instrumental in the celebration and honoring of Ducks legends Teemu Selanne (2015), Paul Kariya (2018) and Scott Niedermayer (2019), who each had their jerseys retired by the club. Kariya and Niedermayer's jersey retirements took place during the club's 25th Anniversary Season (2018-19), which was also led by Teats.

Teats has helped lead an organization recognized as a leader in charitable programming and community engagement. He also helped create programs benefitting public education, health and wellness, access to youth hockey, and grassroots marketing. Twice in recent years, Ducks were named a finalist for Sports Humanitarian Team of the Year by ESPN (both 2018 & 2019). The award "represents a sports club/team that demonstrates how teamwork can create a measurable impact on a community or cause." The club has also been continually recognized by ESPN The Magazine in its annual "Ultimate Standings" edition for successes both on and off the ice. The magazine has recognized the Ducks as a top franchise among 122 professional sports teams (NHL, NFL, MLB & NBA), ranking in the top eight three times.

Additionally, Teats is the President & Chairman of the Board of Irvine Ice Foundation, the home for the Junior Ducks, Lady Ducks and Anaheim Ducks High School Hockey League. He is currently on the Advisory Council for Anaheim Boys & Girls Club after serving on the board of directors for the previous 13 years, and the Advisory Committee for Cal State Fullerton's "PRACTICAL ADVANTAGE" student-run advertising for the last three years. He is also on the Board of Directors for the newly formed OC Sports Commission.

Teats began his career for the then-California Angels in 1992. He received his bachelor's degree from Cal State Fullerton in 1992. Aaron and his wife, Justine, have two sons: Nolan and Colin. The family has lived in Anaheim Hills for the last 27 years.

EXECUTIVE MANAGEMENT

MATT SAVANT

PRESIDENT OF BUSINESS OPERATIONS
SAN DIEGO GULLS HOCKEY CLUB, LLC



Matt Savant joined the San Diego Gulls in 2016 as President of Business Operations, the primary development affiliate of the National Hockey League's (NHL) Anaheim Ducks. Over the last five years, he has successfully led the Gulls' business efforts to record growth, while initiating numerous community, fan-friendly and youth hockey programs that have increased the popularity of the sport in the San Diego region.

Savant is the primary liaison between the San Diego Gulls and the Anaheim Ducks. His role oversees the business operations in San Diego, including accounting, broadcasting, communications, community relations, corporate partnerships, entertainment, fan development, finance, gameday operations, marketing, merchandising and ticket sales.

In June 2020, Savant was announced as part of the AHL Return to Play Task Force, a 13-person strategic committee of NHL and AHL executives established for the purpose of providing expert leadership and strategic direction to the AHL in planning for the league's return to play in the 2020-21 season.

Savant has spearheaded several initiatives in conjunction with Gulls' ownership, Henry and Susan Samuelli, including charitable programs that support over 75 nonprofit organizations annually, a team foundation that supports the community in the areas of education, youth hockey, health and wellness, and an expanded grassroots marketing program. To date, the Gulls have raised and donated more than \$580,000 to the San Diego community since the San Diego Gulls Foundation's inception in 2016.

During his tenure with the Gulls, Savant has led the club to several AHL records and accolades, including the AHL record for ticket revenue in a single season and individual ticket sales revenue for a single game.

In his first season leading San Diego's business operations in 2016-17, the Gulls were named winners of the President's Award as the AHL Team of the Year, given to an AHL organization for overall excellence as voted on by all AHL team presidents. Under his leadership, the Gulls led the AHL in attendance in 2017-18 (9,305 avg.) to become the first team in 12 seasons to usurp the Hershey Bears atop the league's attendance charts. The Gulls again led the league in attendance in 2018-19 (9,021 avg.) and made their first appearance in the Western Conference Finals.

Savant oversaw the agreement and implementation of the first televised game for the Gulls on FOX 5 San Diego, the highest level of San Diego hockey broadcasted in the region. The televised game was also the first in the newly-created AHL Pacific Division. He also spearheaded the addition of more network televised games in each of the past four seasons, including a second network partnership with KFMB to air six games on CW San Diego during the 2020-21 season.

Prior to joining the Gulls, Savant spent 13 years in various marketing, fan development and brand management positions with the Anaheim Ducks. Savant started his professional sports career with the Ducks in 2003 as Marketing Manager where he was responsible for all advertising (placement and design) in addition to team branding, events and promotions.

In 2005, Savant took on a Director role and launched the Fan Development department for the Ducks, implementing grassroots marketing initiatives for the team. In 2014, Savant transitioned to Director of Marketing and Brand Management where he continued to oversee Fan Development as well as all team marketing elements, premium sales marketing and graphic design. Savant helped the Ducks launch their grassroots marketing programs, including S.C.O.R.E. (Scholastic Curriculum of Recreation and Education), the club's education-based youth hockey program, which has reached nearly 400,000 school children since 2005.

Savant serves on the board of directors for The Leukemia & Lymphoma Society San Diego and San Diego Hall of Champions, and is a member of San Diego Sports Innovators.

Savant earned a bachelor's degree from Bowling Green State University, where he also played three years of hockey with the Falcons' club team in the Mid-American Conference (MAC).

Matt and his wife, Jennifer, and their three children, Ainsley, Luca and Teagan, reside in San Marcos.



EXECUTIVE MANAGEMENT

BOB FERGUSON

ASSITANT GENERAL MANAGER



Bob Ferguson enters his 14th season with the Anaheim Ducks organization and seventh in the San Diego Gulls Hockey Operations department. Ferguson is a hockey lifer, having been involved in either professional or amateur hockey for the past 41 years, either as a player, coach or member of a front office.

In his six seasons as General Manager (2015-21) with the Gulls, Ferguson helped build teams that have a combined 210-131-22-10 record to lead the Pacific Division in all-time wins, points (452) and points percentage (.606%, min. two seasons) since the division's inception in 2015. The Gulls are the only Pacific Division club to finish among the top four teams in all six AHL seasons. Ferguson has also led San Diego to three Calder Cup Playoffs appearances, including the club's first appearance in the Western Conference Finals in 2019.

The Gulls (three times), Toronto Marlies (four times) and Hershey Bears (three times) are the only AHL teams to advance to the Division Finals on three-or-more occasions since the inception of the current division format in 2015. Under Ferguson, San Diego owns the most playoff wins (18) and series wins (4) among Pacific Division teams.

Under Ferguson, San Diego completed the 2020-21 season with a 26-17-1-0 record for 53 points and finished third in the Pacific Division based on points percentage (.602%), earning a spot in the Pacific Division Playoffs. In 2019-20, the Gulls posted a 30-19-6-2 record for 68 points and tied for third in the Pacific Division, sixth in the Western Conference, before the COVID-19 pandemic ended the season in March. The 2018-19 club compiled a 36-24-5-3 record for 80 points and third in the Pacific Division, while also representing the division in the Western Conference Finals for the first time. San Diego defeated San Jose (four games) and Bakersfield (six games), before falling to Chicago in six games.

The 2016-17 club went 43-20-3-2 for 91 points, second in the Western Conference and third in the AHL, while defeating Ontario in the first round of the postseason before falling in the Pacific Division Finals to San Jose (five games). The Gulls were named winners of the 2016-17 President's Award as the AHL Team of the Year, given to an AHL organization for overall excellence as voted on by AHL team presidents. In the club's inaugural season in 2015-16, the team finished with a 39-23-4-2 record for 84 points, earning second place in the Pacific Division and the club's first berth in the Calder Cup Playoffs. Under Ferguson's guidance, San Diego won its first-ever playoff series over the Texas Stars, 3-1, prior to falling to Ontario in the second round (five games).

Ferguson was the Assistant General Manager of the Norfolk Admirals for the previous three seasons (2012-2015) and prior to that manned the same position for the Ducks' prior AHL affiliates, the Syracuse Crunch (2010-12) and Iowa Chops (2008-09). He also spent one season as a college/amateur scout for the Ducks in 2009-10.

Before joining the Ducks organization, Ferguson spent 26 seasons on the bench as a head coach in the professional and junior ranks. He had head coaching stints with Augusta (ECHL, 2005-08), Florida (ECHL, 1998-2001) and Indianapolis (IHL, 1995-98). In his nine seasons as a professional head coach, Ferguson's teams never missed the playoffs. He is a two-time John Brophy Award winner as ECHL Coach of the Year, winning the honor in consecutive seasons with the Florida Everblades in 1998-99 and 1999-2000.

A native of Kingston, Ontario, Ferguson's illustrious 17-year career as a head coach in the United States Hockey League (USHL) with Sioux City (1981-90) and Des Moines (1990-95, 2001-04) garnered 517 career wins, the third-most in league history. Ferguson guided Sioux City to a pair of Clark Cup championships and won three Clark Cups with Des Moines. He is a three-time Gold Cup winner (U.S. Junior 'A' National Champion), five-time USHL Coach of the Year and five-time USHL General Manager of the Year.

Bob and his wife, Lisa, have two children: Brett and Kaylee. Brett and his wife, Amanda, have the family's two grandchildren: Caleb and Aidan. The family resides in San Diego.

HOCKEY OPERATIONS

JILLIAN REDDIN

DIRECTOR, MINOR LEAGUE HOCKEY OPERATIONS

Jillian Reddin, daughter of Susan and Henry Samuelli, enters her 13th season with the Anaheim Ducks organization, her seventh with the San Diego Gulls. Primarily responsible for player contracts, transactions, immigration, travel and the Collective Bargaining Agreement, Reddin regularly coordinates with the Anaheim Ducks Hockey Operations department. She is also an Alternate Governor for the AHL Board of Governors.

Reddin previously spent three seasons in the same role with the Norfolk Admirals (2012-14) and two with the Syracuse Crunch (2010-12). Prior to her stint with Anaheim's AHL affiliates, Reddin spent a year in the Ducks front office.

A native of Newport Beach, Calif., Reddin received a degree in Merchandise Marketing from the Fashion Institute of Design & Merchandising (Los Angeles).

Jillian and her husband, Colin, reside in Encinitas.



JEFF GODUTI

TEAM SERVICES MANAGER

Jeff Goduti enters his seventh season as Team Services Manager with the San Diego Gulls and ninth with the Anaheim Ducks primary AHL affiliate. An inaugural member of the AHL Gulls, Goduti is responsible for all hockey club travel arrangements with airline, bus and hotel companies, overseeing the team's season calendar, player ticket allotment and meals. In addition, Goduti also assists with training camp, player and staff travel needs, and coordinates special events.

Prior to joining San Diego, Goduti spent eight seasons with the Norfolk Admirals (2007-15) as Hockey Operations Assistant and Business Manager. Goduti was part of the hockey operations staff during Norfolk's Calder Cup championship in 2012.

A native of Newport News, Va., Goduti earned a bachelor's degree in Accounting from Radford University while playing club hockey for the Highlanders.

Jeff, his wife Michelle, and their daughter Harper, reside in Poway.



BUSINESS OPERATIONS

NATE BEASLEY

DIRECTOR OF TICKET SALES

Nate Beasley enters his seventh season as the Director of Ticket Sales for the San Diego Gulls, joining the club in 2015 to help launch the organization in its inaugural AHL season.

Beasley oversees all ticket sales and operations, data analytics and customer service, including season ticket sales and retention, group sales, partial and single-game tickets sales. Under his leadership, San Diego was named the AHL's Ticket Sales Department of the Year in 2016, 2017 and 2018, increasing attendance in each of the three seasons. He has also led his staff to 13 AHL individual sales awards, including Top FSE salesperson, top group salesperson and top rookie salesperson.

In 2015-16, Beasley helped the Gulls to the President's Award given for business excellence, and subsequently the President's Award as the AHL Team of the Year in 2016-17, given to an AHL organization for overall excellence on and off the ice as voted on by the league's team presidents. He helped the Gulls lead the AHL in attendance in 2017-18 and 2018-19, setting a club record in average (9,305 avg.) and overall attendance (316,368) in 2017-18 when San Diego became the first team in 12 seasons to usurp the Hershey Bears atop the league's attendance charts. Beasley has led the Gulls to several AHL records in his tenure, including the AHL record for ticket revenue in a single season and individual ticket sales revenue for a single game.

Beasley previously spent six seasons with the Charlotte Checkers of the AHL in ticket sales from 2009-2015, most recently as Director of Season Ticket Sales. He began his career with Clear Channel Communications in promotions (2010-13), fulfilling corporate sponsorships via promotional events to increase five local station's market exposure.

A native of St. Louis, Mo., Beasley earned a bachelor's degree in Sports, Entertainment and Event Management from Johnson & Wales University. He currently serves on the executive board for the Emilio Nares Foundation, ensuring no child misses a cancer treatment due to not having viable transportation.

Nate and his wife, Kayla, and their two daughters, Clarke and Julien, reside in Point Loma.



AARON COONEY

DIRECTOR OF COMMUNICATIONS AND BROADCASTING

Aaron Cooney joined the San Diego Gulls in February 2021 and enters his second season as Director of Communications and Broadcasting. Cooney oversees media relations, corporate communications, broadcasting and photography, while he is also responsible for overseeing agreements for all television and radio rightsholders, as well as the contracts of all club announcers. He also serves as executive producer of the Gulls' television and radio broadcasts, and coordinates communications efforts with the Anaheim Ducks, the Gulls' primary NHL affiliate.

Prior to joining the Gulls, Cooney spent over seven years with the Erie Otters of the Ontario Hockey League (2013-2021), serving as Director of Broadcasting and Media Relations where he managed all team communications, public relations, content creation, oversight of website and social media platforms, and provided play-by-play commentary for all Otters broadcasts. He also spent several years as the club's Director of Marketing and Sales, overseeing all marketing initiatives across digital, radio and television, sponsorship related revenue and partnership activation.

He began his career working in radio for the Pittsburgh Penguins Radio Network (2012-2013) and KDKA-FM 93.7 The Fan (2011-2012).

A native of Pittsburgh, Pa., Cooney earned a bachelor's degree in Radio and TV Broadcasting with a minor in Public Relations from Point Park University where he served as sports director for the school's student run radio and television stations. Aaron resides in North Park.

RYAN JOHNSON

DIRECTOR OF MARKETING

Ryan Johnson enters his third season as Director of Marketing with the Gulls, his 13th season in the Anaheim Ducks organization. In his current role, Johnson oversees all brand strategy for marketing and advertising, in addition to digital and social media, entertainment, game operations, merchandising, promotions and graphic design.

Under Johnson's leadership, the Gulls received two AHL awards, including Outstanding Fan Experience for a Western Conference club and Most Unique Ticket Sales Promotion or Theme Night for the organization's 80's Night.

Prior to joining the Gulls in 2017 as Marketing Manager, Johnson spent eight years with the Anaheim Ducks (2009-17), serving as Marketing and Promotions Coordinator where he managed the NHL club's theme nights, promotions, giveaways and 18-member street team. He also spent several years working on the club's digital marketing initiatives, developing email campaigns, coordinating weekly fan newsletters and managing company-wide market research.

A native of Mission Viejo, Calif., Johnson earned a bachelor's degree in Business Administration with an emphasis in marketing from California State University, Fullerton. Ryan resides in Little Italy.

BUSINESS OPERATIONS

MIKE POMARES

CONTROLLER

Mike Pomares joined the San Diego Gulls as Controller at the start of the 2021-22 season and enters his first season with the organization where he oversees all general accounting, finance, banking, budgeting, strategic planning, revenue projections and ensures operations are in accordance with ownership's goals and objectives.

Pomares previously served as Finance Manager for the San Diego Loyal Soccer Club, overseeing all financial aspects of the United Soccer League team for the organization's first two seasons. He also spent time with the Sacramento Kings as Senior Accountant (2015-16) and San Francisco 49ers as Accounting Manager (2011-2015).

In 2009, Pomares founded Help Mito Kids, a nonprofit organization that helps spread awareness about mitochondrial disease and aids families impacted by the financial burdens often associated with unreimbursed medical-related costs. He has served as president since the charity's inception and helps facilitate all fundraising endeavors, including their annual Help Mito Kids 5K walk/run each April.

A native of El Dorado Hills, California, Pomares earned a bachelor's degree in economics from University of California, Davis and a master's degree in accounting from San Diego State University.

Mike, his wife Danielle and daughter Kendall reside in La Jolla.

MELISSA WERMAN

DIRECTOR OF COMMUNITY RELATIONS

Melissa Werman is in her seventh season with the San Diego Gulls, her fourth as Director of Community Relations. In her current role, Werman manages all philanthropic initiatives related to the hockey club, including the San Diego Gulls Foundation, which raises funds and runs numerous different educational programs, such as the San Diego Gulls Learn to Play and Reading is the Goal programs. She oversees the team's Signature Events, implementing the organization's annual charity golf tournament, bowling night and hockey community awards banquet, in addition to in-game fundraising, awareness nights, charitable ticket programs and grants to various nonprofits in San Diego County.

Under her leadership, the Gulls have raised more than \$580,000 since the San Diego Foundation's inception in 2016. In 2016-17, Werman was part of the Gulls team named winners of the President's Award as the AHL Team of the Year, given to an AHL organization for overall excellence on and off the ice as voted on by the league's team presidents.

Werman joined the Gulls as a group sales representative in 2015 for the club's inaugural season and assumed the role of Community Relations Manager that year. Prior to her roles with the Gulls, Werman served as a sales intern with the San Diego Padres, a marketing assistant at the Big South Conference and a sales intern at the Port Charlotte Stone Crabs.

Werman earned a bachelor's degree in Sports and Recreation Management at James Madison University in addition to a dual-degree master's in Business Administration and Sports Administration from Ohio University. She served as Director of Annual Giving for the Center for Sport Administration and Facilities Management Program and the Director of Partnerships and Ad Sales while at Ohio University.

A native of Charlottesville, Va., Melissa, her husband Keith, and their sons Bennett and Kooper, reside in North Park. Keith is a Development Coach for the San Diego Padres.

GREG ZWEIG

DIRECTOR OF CORPORATE PARTNERSHIPS

Greg Zweig enters his fifth season with the San Diego Gulls after joining the organization in 2017. Zweig oversees the organization's sponsorship related revenue, partnership marketing activation and new business development. He also manages advertising sales for the Anaheim Ducks operated ice skating rink in San Diego County, *THE RINKS - Poway ICE*.

Prior to joining the Gulls Corporate Partnerships team as Sales Manager, he served as Manager of Client Services and New Business at CBS Sports - Digital from 2014-17. He oversaw partnerships for 25-plus NCAA athletic programs to ensure their strategic revenue goals were met via numerous digital platforms, implemented new media services and technologies, and navigated sponsorship exclusivities within national and local advertising campaigns.

Zweig previously held roles with numerous action sports brands, including Director of Action Sports for Deuce Brands, as well as positions at Liquid Force Wakeboards, Bamboo Skateboards and The Active Network. He began his career with Silverback Artist Management in tour promotion and venue coordination.

A native of Redwood City, Calif., Zweig earned a bachelor's degree from University of Southern California and an MBA in Sports Business Management from San Diego State University.

Greg and his wife Rebecca have two children: son Chase and daughter Charlotte. The family resides in Serra Mesa.





HEAD COACH

JOEL BOUCHARD

Joel Bouchard enters his first season as head coach of the San Diego Gulls, becoming the third head coach in Gulls AHL history.

Named to his current position on July 9, 2021, Bouchard spent the past three seasons as the head coach of the Montreal Canadiens' primary development affiliate in Laval, guiding the club to an 83-67-14-10 record. He led the Rocket to a 23-9-3-1 record in 2020-21 to win the Frank S. Mathers Trophy as winners of the Canadian Division while posting the second-highest points percentage in the AHL (.694).

A native of Montreal, Quebec, Bouchard spent seven seasons from 2011-18 as general manager of the Blainville-Boisbriand Armada of the Quebec Major Junior Hockey League (QMJHL), while also serving as head coach from 2014-18. In 272 games behind the Armada bench, he posted a 160-80-23-9 record, including consecutive QMJHL President Cup Finals appearances in 2017 and 2018. He also served as an assistant coach with the Montreal Junior of the QMJHL from 2008-11 before the franchise relocated to Blainville-Boisbriand in 2011.

Internationally, Bouchard served as the general manager of the Canadian National Junior Team for two years, assembling a roster that won a gold medal at the 2018 World Junior Championship and silver in the 2017 tournament.

Selected by the Calgary Flames in the sixth round (129th overall) of the 1992 NHL Draft, Bouchard played in 364 career NHL games with Calgary, Nashville, Dallas, Phoenix, New Jersey, New York Rangers, Pittsburgh and New York Islanders, recording 22-53=75 points. He also appeared in 293 career AHL games, earning 37-108=145 points while being named an AHL All-Star in 1994-95 and 1995-96. Bouchard helped Canada to gold medals at the 1997 World Championship and back-to-back World Junior Championships in 1993 and 1994.

Joel now resides in San Diego.



HEAD COACHING CAREER

SEASON	TEAM	LEAGUE	REGULAR SEASON								PLAYOFFS			
			GP	W	L	OTL	SQL	PTS	PCT	GP	W	L	PCT	
2014-15	BLAINVILLE-BOISBRIAND	QMJHL	68	41	18	2	7	91	.669	6	2	4	.333	
2015-16	BLAINVILLE-BOISBRIAND	QMJHL	68	26	32	8	2	62	.456	11	5	6	.455	
2016-17	BLAINVILLE-BOISBRIAND	QMJHL	68	43	19	4	2	92	.676	20	12	8	.600	
2017-18	BLAINVILLE-BOISBRIAND	QMJHL	68	50	11	4	3	107	.787	22	14	8	.636	
2018-19	LAVAL	AHL	76	30	34	6	6	72	.474	-	-	-	-	
2019-20	LAVAL	AHL	62	30	24	5	3	68	.548	-	-	-	-	
2020-21	LAVAL	AHL	57	23	9	3	1	50	.694	-	-	-	-	
AHL TOTALS			195	83	67	14	10	190	.487	-	-	-	-	
QMJHL TOTALS			272	160	80	18	14	352	.647	59	33	26	.559	

COACHING STAFF

DANIEL JACOB

ASSISTANT COACH

Daniel Jacob enters his first season as Assistant Coach for the Gulls. Jacobs joins the Anaheim Ducks organization after serving as Assistant Coach with the Montreal Canadiens' primary development affiliate in Laval under head coach Joel Bouchard for three seasons (2018-21). Jacobs helped guide Laval to an 83-67-14-10 record, including a 23-9-3-1 record in 2020-21 to win the Frank S. Mathers Trophy as winners of the Canadian Division while posting the second-highest points percentage in the AHL (.694).

Prior to his stint with Laval, Jacob worked alongside Bouchard in the same capacity with the Blainville-Boisbriand Armada of the Quebec Major Junior Hockey League from 2014-2018, helping guide the team to back-to-back President Cup Finals appearances in 2016-17 and 2017-18. With Jacob on staff, the Armada never missed the playoffs, posting an impressive 160-80-18-14 record, and winning the Jean-Rougeau Trophy in 2017-18 as the QMJHL's regular season champions. He also served as Assistant Coach for Canada's gold medal-winning National Men's Under-18 Team at the 2017 Ivan Hlinka Memorial Tournament, as well as Canada White at the 2016 World Under-17 Hockey Challenge.

A native of St-Jean-sur-Richelieu, Quebec, Jacob played professional hockey across six seasons from 2005-2010 with stops in San Antonio of the AHL, Austria, Sweden, and Serbia, where he won a Gold Medal with Team Serbia at the 2009 IIHF World Hockey Championship Division II. He played five collegiate seasons with the McGill University Redmen from 2000-2005 and earned a degree in kinesiology. Jacob recorded 16-21=37 points and 369 PIM in 108 career games at McGill and was named to the 2004-05 CIS First All-Star Team.

Daniel and his wife, Danica, and his son, Teodor, now reside in San Diego.



MAXIME TALBOT

ASSISTANT COACH

Max Talbot begins his first season as Assistant Coach for the Gulls. Talbot joins the Anaheim Ducks organization from the Creative Artists Agency where he spent two years as a Player Development Consultant following a 15-year professional hockey career.

Originally selected by the Pittsburgh Penguins in the eighth round (234th overall) of the 2002 NHL Draft, Talbot is a veteran of 704 career NHL games with Pittsburgh, Philadelphia, Colorado and Boston. He recorded 91-113=204 points and 495 penalty minutes (PIM) from 2005-2016. He also collected 18-21=39 points in 84 career postseason games, leading Pittsburgh to a Stanley Cup championship in 2009, scoring the Stanley Cup-clinching goal in Game 7 as part of a two-goal performance.

Talbot played parts of four AHL seasons with Wilkes-Barre/Scranton (2004-07) and Providence (2015-16), earning 33-43=76 points in 148 career regular season games. He also spent four seasons internationally with Omsk Avangard and Yaroslavl Lokomotiv (Russia) and Ilves Tampere (Finland), notching 30-41=71 points in 157 contests.

Talbot and his wife, Cynthia, have three children: Jaxson, Lou and Florence. The family resides in San Diego.



AUSTIN VIOLETTE

VIDEO COORDINATOR

Austin Violette enters his third season as Video Coordinator with the San Diego Gulls. In his first two seasons, Violette helped the club to back-to-back top-four finishes in the Pacific Division with a combined 56-36-7-2 record.

Violette joined the organization after serving as Video Coach/Assistant Coach for the Maine Mariners of the ECHL in 2018-19. A native of Gorham, Maine, Violette helped the Mariners to a 37-32-2-1 record for 77 points in his first season in a hockey operations role.

Austin now resides in San Diego.





PLAYER DEVELOPMENT

TODD MARCHANT

DIRECTOR OF PLAYER PERSONNEL
ANAHEIM DUCKS HOCKEY CLUB, LLC

Todd Marchant is in his 11th season with the Anaheim Ducks and first as Director of Player Personnel. He joined the front office staff in 2011-12 as Director of Player Development following six seasons with the Ducks and an 18-year NHL career. Marchant won his first Stanley Cup with the club in 2007. In his role as Director of Player Development, Marchant prepares and educates Anaheim prospects on succeeding in professional hockey. In 2019-20, Marchant added two player development staff in Francois Beauchemin and Mike Eastwood.

A native of Buffalo, N.Y., Marchant appeared in 1,195 career NHL contests with the New York Rangers, Edmonton, Columbus and Anaheim, collecting 186-312=498 points. He became the 31st U.S.-born player to appear in 1,000 NHL games Dec. 22, 2008 at Vancouver. Marchant played his final 421 contests in an Anaheim uniform from 2005-11 (38-74=112 points) and remained tied for fourth all-time in franchise short-handed goals (8). Including the 2007 Stanley Cup championship season, Marchant helped the Ducks reach the Stanley Cup Playoffs in five of his six seasons with the club. He scored the triple overtime-winning goal in the Ducks' 2-1 victory in Game 2 of the Conference Semifinals May 3, 2009 at Detroit. Another postseason career highlight includes scoring his game-winning overtime goal for Edmonton in Game 7 of the Conference Quarterfinals Apr. 19, 1997 at Dallas. Marchant retired from professional hockey on June 29, 2011.

Selected by the Rangers in the seventh round (164th overall) of the 1993 NHL Draft, Marchant played two years of college hockey at Clarkson University before turning pro. He began his NHL career with the Rangers before being traded to Edmonton for Craig MacTavish on Mar. 21, 1994. Following nine seasons with Edmonton, he signed as a free agent with Columbus July 3, 2003 and was claimed on waivers by Anaheim Nov. 21, 2005. Marchant also had the honor of representing Team USA at the 1994 Olympic Winter Games in Lillehammer, Norway.

Todd and his wife, Caroline, have four children: daughters Lillian and Ashley, and sons Timothy and Bradley. The family resides in Tustin.



FRANCOIS BEACHEMIN

PLAYER DEVELOPMENT
ANAHEIM DUCKS HOCKEY CLUB, LLC

Francois Beauchemin is in the midst of his second season in Anaheim's Player Development Department. In his current role, Beauchemin assists Director of Player Development Todd Marchant in preparing Anaheim prospects for a career in professional hockey.

A member of the 2007 Stanley Cup Champion Ducks, Beauchemin retired from hockey in 2018 after collecting 288 points in 903 career NHL games. Among franchise all-time defensive leaders, Beauchemin ranks second in plus/minus (+59), third in goals (56), points (196) and assists (140), and fourth in game-winning goals (10).

The Sorel, Quebec native played 101 career Stanley Cup Playoff games, all in an Anaheim uniform. He is the all-time franchise leader among defensemen in playoff scoring, goals, assists, powerplay goals, power-play points and games played. Beauchemin helped Anaheim reach the playoffs in nine of his 10 seasons with the club, reaching the Western Conference Final three times in addition to the aforementioned Stanley Cup in 2007.

Selected by Montreal in the third round (75th overall) of the 1998 NHL Draft, Beauchemin earned 76-212=288 points with a +14 rating in 903 career NHL games with Anaheim, Colorado, Toronto, Columbus and Montreal. He resides in Sorel, Quebec with his wife, Marie, and their sons, Samuel (13) and Cédric (7), and daughter, Emily (10).



MIKE EASTWOOD

PLAYER DEVELOPMENT
ANAHEIM DUCKS HOCKEY CLUB, LLC

Mike Eastwood is in his second season with Anaheim's Player Development Department, assisting Director of Player Development Todd Marchant. Prior to his current role, Eastwood served as assistant coach for the Hershey Bears, Washington's primary development affiliate in the American Hockey League.

The Ottawa, Ontario native spent three seasons with the Ottawa 67's (OHL), serving as an assistant coach in 2014-15 before being promoted to associate coach. The 67's qualified for the OHL playoffs in each of Eastwood's three years in Ottawa.

Eastwood collected 87-149=236 points in 783 career NHL games with Toronto, Winnipeg, Phoenix, the New York Rangers, St. Louis, Chicago, and Pittsburgh from 1991-04. He was a member of the President's Trophy-winning St. Louis Blues in 1999-00, setting career highs in goals (19) and points (34).

Selected by Toronto in the fifth round (91st overall) of the 1987 NHL Draft, Eastwood earned 69-80=149 points in 164 career games with Western Michigan University (CCHA).



PLAYER DEVELOPMENT

LUCA SBISA

PLAYER DEVELOPMENT
ANAHEIM DUCKS HOCKEY CLUB, LLC

Luca Sbisa enters his first season in Anaheim's Player Development Department. In his new role, Sbisa will assist Director of Player Personnel Todd Marchant in preparing Anaheim prospects for a career in professional hockey.

Sbisa recorded 20-93=113 points with 385 PIM in 549 career NHL games over 13 seasons with Philadelphia, Anaheim, Vancouver, Vegas, New York Islanders, Winnipeg and Nashville. He also appeared in 32 career Stanley Cup Playoff games with the Flyers, Ducks, Canucks and Golden Knights, earning 1-7=8 points.

He was acquired by Anaheim from Philadelphia with Joffrey Lupul, a first-round selection in the 2009 NHL Draft, a first-round selection in the 2010 NHL Draft and a conditional third-round selection in the 2010 NHL Draft in exchange for Chris Pronger on June 26, 2009. In five seasons with Anaheim (2009-14), Sbisa collected 9-40=49 points with 181 PIM in 227 games.

Born in Ozieri, Italy and a native of Oberageri, Switzerland, Sbisa represented Switzerland at numerous international tournaments, including the 2010 Olympic Games, appearing in five tournament contests. He also appeared in two World Championships (2010 and 2011) and back-to-back World Junior Championships (2009 and 2010), and represented Team Europe in the 2016 World Cup of Hockey.

He resides in Newport Beach with his wife Lauren and their two sons: Nolan and Levi.



TRAINING STAFF

RYAN LEDWON

HEAD ATHLETIC TRAINER

Ryan Ledwon enters his first season as Head Athletic Trainer for the San Diego Gulls after serving as the team's Assistant Athletic Trainer the previous three seasons. Ledwon oversees injury prevention and injury rehabilitation, while working closely with team physicians and strength and conditioning coaches to ensure the safety and well-being of the club's players.

Ledwon joined San Diego following two seasons with the National Hockey League Department of Player Health Management from 2016-18 and previously served as the Head Athletic Trainer with the Dubuque Fighting Saints of the USHL (2015-16).

A native of Chicago, Ledwon earned a master's degree in Athletic Training from Western Michigan University and a bachelor's degree in Athletic Training from Illinois State University.

Ryan resides in San Carlos.

BRETT BERNSTEIN

ASSISTANT ATHLETIC TRAINER

Brett Bernstein begins his first season as Assistant Athletic Trainer for the San Diego Gulls after serving as the Seasonal Athletic Training Intern with the Los Angeles Chargers during the 2020-21 season. Bernstein joined the Chargers following nearly two years Michigan State University as a Graduate Assistant Athletic Trainer for the Men's Soccer, Men's Tennis, and Football programs.

Bernstein earned a master's degree in Kinesiology during his time at Michigan State University and a bachelor's degree in Athletic Training from Pennsylvania State University, where he also served as an Athletic Training Student for the Men's Hockey program.

A native of Melrose Park, Pennsylvania, Bernstein is a Certified Athletic Trainer through the NATA's Board of Certification, a Corrective Exercise Specialist through the National Academy of Sports Medicine and is Graston Technique certified.

Brett now resides in North Park.



TRAINING STAFF

JOEY GUILMET

HEAD EQUIPMENT MANAGER

Joey Guilmet is in his fifth season as Head Equipment Manager of the Gulls and his ninth season in the Anaheim Ducks organization. A native of Ocean Beach, Calif., Guilmet has 20-plus years of experience between the NHL and AHL. He most recently spent two seasons as equipment manager for Arizona State University's men's ice hockey program. He was named to ASU's staff prior to their inaugural NCAA Division I season in 2015-16.

Guilmet spent four seasons working as the equipment manager for Anaheim's primary AHL affiliate with the Norfolk Admirals (2012-15) and Syracuse Crunch (2011-12). He spent 12 seasons with the Atlanta Thrashers in the NHL (2000-2011) and nine seasons in the International Hockey League, splitting time with the Orlando Solar Bears (1995-99) and San Diego Gulls (1991-95). Additionally, Guilmet was an equipment manager at the 2007 NHL All-Star Game and the 1992 MLB All-Star Game.

Guilmet has represented Team USA on five occasions, serving as part of the staff at the 2006 Winter Olympic Games as well as three IIHF Men's World Championships (2001, 2008, 2009). He was the equipment manager for Team USA's gold medal team at the 2017 World Junior Championships.

Guilmet received a degree from Mesa College in San Diego, and Gwinnett Tech in Duluth, Ga. He earned his certification in the Athletic Equipment Managers Association (AEMA) in 1995. Additionally, he conducted a workshop demonstrating equipment repair for professional and college equipment managers at the 2006 AEMA Meetings and also hosted a workshop on carbon fiber/kydex skate guard protection at the 2008 Society of Professional Hockey Equipment Managers Meeting. Guilmet is currently working on his bachelor's degree in Organizational Leadership at Arizona State University.

Joey, his wife Michele, their son Oliver and daughter June, reside in Ocean Beach.

RYAN TALL

ASSISTANT EQUIPMENT MANAGER

Ryan Tall enters his sixth season as Assistant Equipment Manager of the San Diego Gulls where he handles the club's equipment needs. Tall was named to his post in March 2017. He was most recently the Head Equipment Manager of the Utah Grizzlies in 2016-17, Anaheim's affiliate in the ECHL, and represented the club as an equipment manager at the 2017 ECHL All-Star Game. He also served as an intern in the equipment department with the Grizzlies from 2014-16.

A native of Centerville, Utah, Tall currently resides in Pacific Beach.

CAYLIN RELKOFF

HEAD STRENGTH & CONDITIONING COACH

Caylin Relkoff begins his first season as the Gulls' Head Strength and Conditioning Coach, working with the team and coaches to ensure the overall fitness, strength and conditioning, nutrition and supplementation programs of the club's players.

Relkoff previously spent seven years with Crash Conditioning (2014-2021) in Calgary, Alberta as their Senior Performance Coach and Head of Hockey Development. He also served as the Strength and Conditioning and Sports Science Intern for the Calgary Flames during the 2019-20 NHL season.

Relkoff, an NSCA certified Strength and Conditioning Specialist (CSCS), earned a master's degree in Exercise Physiology from the University of Calgary and a bachelor's degree in Human Performance and Health Promotion from Morrisville State College while playing NCAA Division III hockey for the Mustangs.

A native of Grand Forks, British Columbia, Relkoff now resides in San Diego.

COLIN REDDIN

STRENGTH & CONDITIONING

An original member of the AHL Gulls, Colin Reddin enters his seventh season with the San Diego Gulls, working with Head Strength and Conditioning Coach Caylin Relkoff to ensure the overall fitness, strength and conditioning, nutrition and supplementation programs of the club's players.

Reddin played professional hockey from 2011-13 with stints in the ECHL (Evansville, San Francisco and Las Vegas), earning 1-7=8 points in 23 games. He also appeared in 73 career Southern Professional Hockey League (SPHL) games with Huntsville and Mississippi, scoring 20-38=58 points and 84 PIM.

Reddin also played five seasons in the Western Hockey League (WHL), earning 33-68=101 points with 184 PIM in 232 games with Regina (2010-11), Prince Albert (2009-10) and Portland (2008-09). He began his hockey career with the USA Hockey National Team Development Program in 2007-08, collecting 3-1=4 points in 22 games.

A native of Corona Del Mar, Calif., Reddin and his wife Jillian reside in Encinitas.

ANAHEIM DUCKS HOCKEY STAFF

EXECUTIVE MANAGEMENT

Owners	Henry and Susan Samuels
Chief Executive Officer	Michael Schulman
Executive Vice President/Chief Operating Officer	Tim Ryan
Executive Vice President/General Manager	Bob Murray
Vice President/Chief Marketing Officer	Aaron Teats
Senior Vice President of Hockey Operations	David McNab
Chief Financial Officer	Bill Foltz
Chief Human Resources Officer	Jay Scott
Vice President of Human Resources	Gina Galasso
Vice President & General Counsel	Katie Rodin
Vice President/COO, Anaheim Arena Management	Kevin Starkey
Chief Commercial Officer	Bill Pedigo
Vice President of Marketing	Merit Tully
Vice President of Sales	Chris Kenyon
Executive Assistant	Cheryl Gorman
Executive Assistant	Janet Conley
Executive Assistant Hockey Operations	Colleen MacKinnon

COACHING STAFF

Head Coach	Dallas Eakins
Advisor to the Head Coach	Darryl Sutter
Assistant Coach	Mark Morrison
Assistant Coach	Marty Wilford
Goaltending Coach	Sudarshan Maharaj
Video Coach	Joe Piscotty
Video Coach	Brett Ferguson
Skating & Skills Development Coach	Larry Barron

HOCKEY CLUB OPERATIONS

Assistant General Manager	Martin Madden
Assistant General Manager	David Nonis
Director of Professional Scouting	Rick Paterson
Director of Player Development	Todd Marchant
Director of Player Evaluation	Bruce Franklin
Scouting Staff	Mike Stapleton, Jan-Åke Danielson, Glen Cochrane, Jim Sandlak, Kevin Murray, Stephane Pilotte, Steve Lyons, Mikko Jokela, Rich Preston, Konstantin Krylov, Martin Madden, Sr., Pavel Routa
Player Development Staff	Francois Beauchemin, Mike Eastwood
Director of Team Services	Ryan Lichtenfels
Hockey Operations Manager	Chase Flanigan
Team Services Manager	David Schenker
Team Services Analyst & Amateur Scout	Gabriella Switaj
Director of High Performance	Jeremy Bettle
Head of Sports Science & Performance,	
Head Strength & Conditioning Coach	Matt Herring
Assistant Strength & Conditioning Coach	Christoph Weiss
Head of Athlete Well-being	Leif Mollo
Head Athletic Trainer	Joe Huff
Assistant Athletic Trainer	Chad Walker
Massage Therapist	Mike Griebel
Director of Rehabilitation	Kevin Taylor
Head Equipment Manager	Chris Aldrich
Assistant Equipment Manager	Matt Brayfield
Assistant Equipment Manager	Jeff Tyni
Medical Director, Primary Care Physician	Dr. Kenton Fibel
Orthopedic Surgeon	Dr. Orr Limpisvasti
Oral Surgeon	Dr. Bao-Thy Grant
Orthopedic Surgeon	Dr. Brian Schulz
Foot/Ankle Surgeon	Dr. Ken Jung
Hand Surgeon	Dr. David Hay
Primary Care Physician	Dr. Chris Kroner
Internal Medicine	Dr. Satoshi Kamada
Team Neuropsychologist	Dr. Josh Johnson
Team Performance Psychologist	Dr. Dana Sinclair
Sports Dietitian	Kim Storm



The background is a dark blue-tinted image of hockey players in action on an ice rink. The players are wearing various jerseys, some with numbers like '10' and '11' visible. The scene is framed by a white border with red and white geometric accents in the corners. The text 'AHL TV' is prominently displayed in the center, with a red silhouette of a hockey player integrated into the letter 'V'.

AHL TV

WATCH EVERY GAME LIVE

SIGN UP NOW

COMMUNITY INVOLVEMENT

The San Diego Gulls take pride in serving the San Diego and Southern California community through a variety of charitable fundraisers, educational programs and outreach activities, as well as the San Diego Gulls Foundation. The San Diego Gulls strive to be actively involved in the local community. This commitment ranges from in-kind donations, charity tickets, recreational and educational programs, and the dedicated involvement of players, coaches, broadcasters, staff, mascot, Gulls Elite and The Colony members.

Under the guidance and example set forth by our owners, Henry and Susan Samuelli, philanthropic support and giving is not only our responsibility as a member of the Southern California community, but something that is ingrained in the identity as a team, staff and fan base.

SAN DIEGO GULLS FOUNDATION

The San Diego Gulls Foundation serves as the team's main charitable beneficiary, having raised more than \$580,000 to date since its inception in 2016. The mission of the San Diego Gulls Foundation is to facilitate and support programs that produce positive change for children and families throughout San Diego by providing educational opportunities, broadening access to the sport of hockey and addressing the health and wellness needs of our community.

READING IS THE G.O.A.L.

In 2017-18 the San Diego Gulls launched their inaugural Reading is the Goal program, a free program to all fourth-grade students in San Diego. Reading is the Goal conveys the importance of reading as the foundation to success and to continue cultivating a love for reading amongst the participants in the program. The program, which has reached over 3,500 students and has contributed to an additional 2.5 million minutes read by fourth-grade students in the Greater San Diego area, rewards students for their time spent reading per day within a 30-day period. The program also provides participating classrooms with a package of much needed school supplies.

LEARN TO PLAY

The San Diego Gulls Learn to Play offers first-time hockey players the chance to get on the rink in full hockey equipment for free. Players receive instruction

on the basics of hockey and skating. Participants in San Diego Gulls Learn to Play are provided with an equipment bag, helmet, shin guards, hockey pants, elbow pads, shoulder pads, gloves and a jersey to use for the four-week session in order to be fully protected on the rink. The program is designed for participants ages four to 12 years old. Rental skates will be available at the rink each week. The use of full hockey equipment not only gives participants the feel of what it's like to be a hockey player but also enables them to get used to skating, wearing all of the hockey gear.

SAN DIEGO GULLS ANNUAL GOLF CLASSIC

The annual San Diego Gulls Golf Classic features Gulls players, coaches, broadcasters and other local celebrities to golf alongside fans and supporters to raise funds to benefit the San Diego Gulls Foundation. The San Diego Gulls Golf Classic offers on-course gifts and competitions, and use of a rocket launcher in place of a driver, in addition to silent auctions and memorabilia raffles.



SAN DIEGO GULLS BOWLING NIGHT

Launched in 2018, the San Diego Gulls annual Bowling Night features Gulls players, coaches and broadcasters bowling alongside fans and supporters to raise funds to benefit the San Diego Gulls Foundation. Each lane provided a group of bowlers the opportunity to bowl with a San Diego Gulls player, coach or VIP for the night. The signature night also includes silent auctions and memorabilia raffles, including player-worn bowling shirts.

VISITS AND APPEARANCES

Each season, the San Diego Gulls appear at a variety of community events. The Gulls make regular visits to Rady Children's Hospital, Ronald McDonald House,



COMMUNITY INVOLVEMENT

local schools as part of Reading is the Goal and street hockey clinics, local team practices, outdoor skating, youth hockey clinics and rinks outreach efforts, and appear at local youth organizations, special events, charitable fundraisers and much more.

DONATIONS

The San Diego Gulls are dedicated to assisting charitable organizations throughout the community to raise funds by providing auction items for local events. Organizations interested in requesting a donation must be a 501(c)(3) agency located in Southern California. Requests must be submitted at least eight weeks prior to the date of the event online through the Gulls website: www.SanDiegoGulls.com/DonationRequests.

GAME NIGHT ACTIVITIES

San Diego Gulls games are a great opportunity to feature local nonprofit organizations and highlight the needs in the community. Each season, the Gulls host a variety of activities at home games, including awareness nights for the hockey club's pillar initiatives in Hockey Fights Cancer, Military Weekend, Pink in the Rink and USA Hockey's Hockey Weekend Across America. In addition, the Gulls began annual awareness nights in 2019-20 for Rady Children's Hospital (Family Day) to raise funds for the largest children's hospital in California, and Community Night for fans to help distribute \$35,000 in San Diego Gulls Foundation funds to 10 local nonprofit organizations. The club also hosts food drives to support the Jacobs & Cushman San Diego Food Bank, toy drives to support Rady Children's Hospital and Ronald McDonald House San Diego, as well as in-game Gulls memorabilia auctions and raffles to benefit the San Diego Gulls Foundation and numerous other nonprofits.

COMMITMENT TO THE MILITARY

The San Diego Gulls are committed to supporting our troops and being a part of the extensive military community in San Diego. The Gulls consistently honor those who have served, both past and present, and provide opportunities for service members and their families to enjoy Gulls hockey. Military Weekend was introduced by the San Diego Gulls in their inaugural 2015-16 season to provide corporate partners and season ticket holders the


opportunity to work together to recognize and thank local military families by donating hundreds of tickets to Gulls games. More than 4,000 tickets are now donated to local military organizations as part of the hockey club's annual Military Weekend games. The Gulls also recognize former service members during the third period of each home game honoring a Military Hero of the Game.



SPECIALTY JERSEY AUCTIONS

Each season, the San Diego Gulls unveil a number of specialty jerseys in support of raising awareness for community and partner organizations. The Gulls wear specialty military-themed jerseys, pink jerseys and lavender sweaters each season in-game to honor Military Weekend, Pink in the Rink and Hockey Fights Cancer respectively. In 2018-19, the Gulls wore a throwback jersey inspired by the 1960's Gulls in honor of Willie O'Ree's 2018 induction into the Hockey Hall of Fame. The Gulls have also worn and auctioned specialty warmup jerseys on awareness nights or promotional nights, including Star Wars, Dia De Los Muertos, St. Patrick's Day, 80's Night and Autism Awareness. The game-worn and warmup jerseys are signed by Gulls players and auctioned to raise money for the San Diego Gulls Foundation and to support and benefit community partners of the night.

COMMUNITY INVOLVEMENT



SURPRISE PUCK FUNDRAISER

Each season, the San Diego Gulls Foundation sells a commemorative series Surprise Puck Set, featuring five limited edition pucks with proceeds benefiting a local nonprofit or the San Diego Gulls Foundation. Fans pick an individually wrapped puck at random and receive a Gulls player-autographed commemorative puck. A select number of pucks will include a unique Gulls prize.



SHOP WITH A JOCK

The entire roster of San Diego Gulls players serve as holiday helpers during the holiday season as part of the annual Junior Seau Foundation Shop With A Jock. The event pairs professional and collegiate athletes from local teams with children from the Boys and Girls Clubs of Greater San Diego to provide underprivileged children around San Diego County with the opportunity to purchase gifts for their loved ones. The event's goal is to teach the children the importance of giving during the holidays.



STAFF VOLUNTEERING

The San Diego Gulls are committed to making an impact in the community at all levels of the organization. San Diego Gulls employees are dedicated to volunteering their time to a variety of local nonprofit organizations. The group has participated in activities such as California Coastal Cleanup Day to beautify the San Diego coastline, ice skating parties, visiting the Wounded Warrior Project, numerous holiday visits to the Armed Services YMCA, preparing meals for the Meals on Wheels to deliver food to the homeless, Month of A Million Meals fundraising phone bank, blood drives for the San Diego Blood Bank, preparing and serving food at Ronald McDonald House San Diego, sorting and packaging food for the San Diego Food Bank's Food 4 Kids Backpack Program and participating in the Anaheim Ducks We Give Thanks Thanksgiving Dinner at Honda Center to help serve and host a Thanksgiving feast to the homeless and less fortunate.

SAN DIEGO HOCKEY COMMUNITY AWARDS BANQUET

The San Diego Gulls Foundation launched its annual Community Awards Banquet to celebrate local youth hockey players and coaches for their commitment to the sport of hockey. The inaugural event in 2019-20 was celebrated virtually due to the COVID-19 pandemic. Each award recipient received a grant to be used toward the purchase of needed ice or roller hockey equipment. The Gulls also partnered with the Doc Jacobs Foundation to awards grants to six local military families to support children playing ice hockey at a San Diego ice rink.



TV & RADIO INFORMATION



FOX 5 SAN DIEGO IS THE DESTINATION FOR THE MOST COMPREHENSIVE COVERAGE OF THE SAN DIEGO GULLS.

In its sixth season as a telecast partner, FOX 5 San Diego features Andy Zilch as play-by-play announcer and BJ MacPherson as the Gulls analyst in the booth. FOX 5 Sports host Troy Hirsch joins the broadcast team as an in-game host and reporter to offer in-game updates throughout each telecast.

FOX 5 Sports Final returns prior to offer pre- and postgame coverage each telecast on FOX 5 San Diego. Fox 5 Sports Final brings fans closer to the team with player and coach interviews, game analysis and much more. Bi-weekly, FOX 5 San Diego will host a 30-minute Gulls-centric show, Gulls All-Access, which will take fans inside the Gulls organization. Hosted by Zilch, Gulls All-Access goes behind the scenes with player interviews, exclusive features, highlights and unmatched access to the team.

FOX 5 San Diego is the local FOX network TV station proudly serving San Diego television viewers and advertisers with high-quality news, entertainment, sports and more. Broadcasting locally in high definition on digital TV channel 69.1 and cable channels 705 and 5, the station is known by the call letters KSWB, and the signal began broadcasting in San Diego Sept. 30, 1985. Over the years the station has seen many changes and improvements to its programming and technology. Today as a top-rated FOX television network affiliate, FOX 5 San Diego produces 10.5 hours of local news every weekday, and another four hours each weekend, all of it in high definition. Additionally, the station carries programming on its digital sub channels and operates FOX 5 San Diego branded online, mobile and social platforms.



SINCE 2019, GULLS GAMES HAVE BEEN STREAMED LIVE ON SAN DIEGO GULLS AUDIO NETWORK ON THE IHEARTRADIO APP.

In addition, the Gulls begin their second season of SoCal Hockey Talk, a weekly 60-minute hockey radio show hosted by Andy Zilch, airing each Mondays from 6-7 p.m.

With over a quarter of a billion monthly listeners in the U.S. and over 131 million social followers, iHeartMedia has the largest national reach of any radio or television outlet in America. As the leading audio and media company in the U.S., iHeartMedia serves over 150 local markets through 849 owned radio stations, and the company's radio stations and content can be heard on AM/ FM, on satellite, at iHeartRadio.com, on the company's station websites and on iHeartRadio, iHeartMedia's digital music, podcast, on demand and live streaming radio service, available on over 250 platforms and 2,000 devices, including on digital auto dashes, tablets, wearables and smartphones, on virtual assistants, smart speakers, TVs and gaming consoles.

Pre- and post-game radio shows accompany all broadcasts, and regularly scheduled hockey-related programming will be part of iHeartMedia San Diego's daily lineup. Radio coverage begins with the season opener on Saturday, Oct. 16 and continues throughout the regular season and playoffs.

iHeartRadio offers users the country's top live radio stations, personalized custom artist stations created by just one song or seed artist, on demand features and the top podcasts and personalities. The all-in-one digital service has more than 1.7 billion downloads, 120 million registered users and is the No. 1 commercial radio podcaster in the U.S.

iHeartMedia's platforms include radio broadcasting, online, mobile, digital, social, podcasts, personalities and influencers, live concerts and events, syndication, music research services and independent media representation. iHeartMedia is a division of iHeartMedia, Inc. (PINK: IHRTQ). Visit iHeartMedia.com for more company information.

ANDY ZILCH

PLAY-BY-PLAY

Andy Zilch enters his fourth season as the San Diego Gulls' play-by-play voice on FOX 5 San Diego and the San Diego Gulls Audio Network hosted by iHeart Media San Diego. Zilch joined the Gulls in 2018 after spending the previous six seasons calling professional hockey in the National Hockey League (NHL), AHL and ECHL. Zilch spent two seasons as the Utica Comets play-by-play broadcaster and Director of Communications for the AHL club from 2016-18. During the 2018 AHL All-Star Classic, Zilch was the radio play-by-play broadcaster for the league's flagship event on SiriusXM NHL Network Radio.

He spent two seasons as the play-by-play broadcaster for the Springfield Falcons of the AHL in addition to serving as the club's Manager of Communications (2014-16). During the 2015-16 and 2018-19 seasons, Zilch was selected by the St. Louis Blues to fill in for radio play-by-play broadcaster Chris Kerber.

Prior to his AHL career, Zilch spent two seasons with the Greenville Road Warriors of the ECHL from 2012-14, serving as the voice of the hockey club and overseeing media relations.

He also served as a broadcast intern with both the St. Louis Blues (2010-12) and St. Louis Rams (2006-09). Earning a bachelor's degree in Mass Communications at Lindenwood University, Zilch served three years as the television and radio play-by-play announcer for men's and women's ice hockey, as well as men's roller hockey. He also called the 2006 Division I women's national championship game. Andy resides in San Diego.

B.J. MACPHERSON

COLOR ANALYST

B.J. MacPherson enters his seventh season as the television and radio color analyst for the San Diego Gulls. He has called nearly every home game and numerous away games during the club's first six seasons, and also serves as co-host of the hockey club's weekly podcast.

MacPherson played seven seasons of professional hockey from 1994-2001, appearing in a combined 774 games in the AHL, West Coast Hockey League (WCHL) and International Hockey League (IHL). He was a member of the WCHL San Diego Gulls from 1996-2001 (captain in 2000-01), earning 137-208=345 points with a +163 rating and 699 penalty minutes (PIM) in 309 games. He helped lead the Gulls to three Taylor Cup championships in 1997, 1998 and 2001, scoring 19-29=48 points in 52 Taylor Cup games.

The Toronto, Ontario native appeared in 13 career AHL games with the Worcester IceCats (1995-96), earning 1-1=2 points with 18 PIM. In 133 ECHL contests, MacPherson collected 42-82=124 points with a +10 rating and 402 PIM with the Greensboro Monarchs (1994-95) and Toledo Storm (1994-96). He also appeared in 10 IHL games with the Long Beach Ice Dogs (1996-99) and Las Vegas Thunder (1996-97), collecting 2-2=4 points.

Selected by the Washington Capitals in the 11th round (263rd overall) of the 1992 NHL Draft, MacPherson spent four seasons in the Ontario Hockey League (OHL), earning 112-168=280 points with 409 PIM in 233 career games with the Oshawa Generals (1990-94) and North Bay Centennials (1994). He scored 1-1=2 points in three Memorial Cup Games with North Bay in 1994.

On May 4, 2001, MacPherson was injured on the ice during Game 3 of the Taylor Cup Finals in Boise, Idaho, suffering a broken neck. MacPherson was released from the hospital in Boise on the day of Game 7, flew to San Diego, and made a dramatic appearance in the Gulls' locker room prior to puck drop, helping inspire his teammates to a 4-1 victory and the Taylor Cup championship.

MacPherson and his wife, Angela, have two daughters: Avery (13) and Leyton (11). The family resides in San Diego.



PECHANGA ARENA SAN DIEGO



For over 50 years, Pechanga Arena San Diego has been San Diego's leading destination for sporting events, family shows and live entertainment. Pechanga Arena San Diego hosts 125 events and 750,000 visitors each year, and has hosted notable events in sports history as well as some of the biggest names in the music industry. Now, the arena and its first-ever sports tenet have come full circle, as professional hockey returned to San Diego in 2015.

Born out of the vision and commitment of San Diego sports legend Bob Breitbard, the Pechanga Arena San Diego (formerly San Diego International Sports Center), was built in 1966 with the purpose of bringing professional sports to the San Diego region.

The arena opened its doors Nov. 17, 1966 when the San Diego Gulls of the Western Hockey League won their home opener, 4-1, over the Seattle Totems in front of a crowd of 11,682 San Diego sports fans. Since then, the venue has housed professional basketball, hockey and indoor soccer, and welcomed professional lacrosse in the fall 2019. On Nov. 18, 2016, the newest iteration of the San Diego Gulls commemorated the 50-year anniversary of Pechanga Arena San Diego when they defeated the San Jose Barracuda, 3-2.

Pechanga Arena San Diego has played host to some of the most memorable moments in sports history, including Ken Norton's split decision over Muhammad Ali in 1973, delivering boxing's world championship to Norton in a famous bout. Irish miler Eamonn Coghlan stunned the world of track and field not once, but twice at Pechanga Arena San Diego, shattering the world record for the indoor mile in both 1979 and 1981, setting a standard in 1981 that stood for 16 years.

The arena was home to two National Basketball Association teams, the San Diego Rockets (1967-71) and San Diego Clippers (1978-84), while it hosted the 1971 NBA All-Star Game and the 1975 NCAA men's basketball Final Four, where UCLA was victorious in John Wooden's final game. Pechanga Arena San Diego is currently home to the Gulls, San Diego Seals (National Lacrosse League), San Diego Sockers (Major Arena Soccer League) and San Diego Strike Force (Indoor Football League).

Among the illustrious musical acts to have performed at Pechanga Arena San Diego, the names and sold-out crowds' memories are too many to fully capture. Elvis Presley (1970), Jimi Hendrix (twice), The Rolling Stones (four times), Led Zeppelin (seven times), Pink Floyd and Elton John are but a few of the legends to have graced the arena. Today, modern blockbuster acts like Taylor Swift, Carrie Underwood, Justin Timberlake, U2, Bruno Mars and Justin Bieber continue the tradition with a new generation of music fans.

In 2008, Pechanga Arena San Diego partnered with ASM Global, one of the world's leading providers of innovative live sports and entertainment. ASM Global brought new resources for recent improvements made to Pechanga Arena San Diego, and the return of San Diego Gulls hockey has taken the arena a step higher from its already elite position as a multi-purpose facility. The Gulls partnered with ASM Global to bring a brand-new scoreboard and LED ring, an upgraded sound system and new LED lighting. In addition, ASM Global invested in the facility's transformation the past eight years which includes a new parking lot, new entrances, new bathrooms, new seating, the renovation and rebrand of the Stella Artois Lounge and the addition of the GMC Denali PIT, among many other improvements.

PECHANGA ARENA SAN DIEGO



PECHANGA ARENA SAN DIEGO

COST

\$6.4 MILLION

ARCHITECT

MARK L. FADDIS

CONTRACTOR

**TREPTE
CONSTRUCTION
COMPANY**

OWNER

CITY OF SAN DIEGO

MANAGEMENT

AEG

CONSTRUCTION

NOV. 18, 1965

COMPLETION

NOV. 17, 1966

SEATING CAPACITY

HOCKEY | 12,920

BASKETBALL | 14,500

CONCERTS | 14,000

MEDIA ENTRANCE

MEDIA PARKING FOR GULLS GAMES IS AVAILABLE IN THE EAST LOT, LOCATED BEHIND CHILI'S GRILL & BAR ADJACENT TO THE EAST ENTRANCE. MEDIA MAY ENTER THE ARENA USING THE EAST ENTRANCE.

LOCATION

**3500 SPORTS ARENA BLVD,
SAN DIEGO, CA 92110**

PARKING

3,000 PARKING SPACES ON SITE

DIRECTIONS

FROM INTERSTATE 5 GOING SOUTH

Exit Rosecrans Street. Exit takes you directly on to Rosecrans (i.e. no turn involved). Go right on Sports Arena Blvd. Go 1/2 mile and the arena is on the right hand side. Arrive at 3500 Sports Arena Blvd.

FROM INTERSTATE 5 GOING NORTH

Exit onto Pacific Highway going north. Stay to the left side once on Pacific Highway. Go about 2 miles to the Barnett exit. It is a left hand exit. Go right on Midway Drive. Go 1 mile to Rosecrans Street and go right. Go left on Sports Arena Blvd. Go 1/2 mile and the arena is on the right hand side. Arrive at 3500 Sports Arena Blvd.

FROM INTERSTATE 8 GOING WEST

Exit Rosecrans Street. Exit takes you directly on to Rosecrans (i.e. no turn involved). Go right on Sports Arena Blvd. Go 1/2 mile and the arena is on the right hand side. Arrive at 3500 Sports Arena Blvd.

FROM INTERSTATE 15 GOING SOUTH

Follow Interstate 15 South to State Route 163 South to Interstate 8 West. Exit Rosecrans Street. Exit takes you directly on to Rosecrans (i.e. no turn involved). Go right on Sports Arena Blvd. Go 1/2 mile and the arena is on the right hand side. Arrive at 3500 Sports Arena Blvd.



PRACTICE FACILITY



On Jan. 5, 2016, The Rinks - Poway ICE became the San Diego Gulls official practice facility. Since halfway through the Gulls inaugural season, Poway ICE has acted as the AHL club's home to conduct team practices, training camps, workouts and meetings.

Poway ICE also offers youth and adult hockey programs, figure skating, a learn-to-skate program, public skating and broomball. In addition, the facility also hosts group events, fundraisers and birthday parties. Poway ICE is located east of the 15 freeway off the Scripps Poway Parkway exit in Poway, serving residents throughout all of San Diego County.

Less than two years after The Rinks - Poway ICE became the official practice rink of the San Diego Gulls, the Anaheim Ducks purchased the facility and added it to The Rinks Development Program, the first in San Diego County. The addition helped further extend the Ducks and Gulls efforts to grow the sport of hockey at all levels in Southern California with additional grassroots level programming in America's Finest City.

Poway ICE is part of a development program that consists of eight local hockey and skating facilities throughout Southern California, offering a variety of hockey, skating and

community programs for participants of all ages and ability levels.

The Rinks include six ice rinks in Great Park (Great Park Ice and FivePoint Arena), Anaheim (The Rinks - Anaheim ICE), Westminster (The Rinks - Westminster ICE), Yorba Linda (The Rinks - Yorba Linda ICE), and Lakewood (The Rinks - Lakewood ICE), as well as two inline facilities in Irvine (The Rinks - Irvine Inline) and Corona (The Rinks - Corona Inline). The Ducks now operate eight local skating facilities, consisting of six ice rinks and two inline facilities. The Ducks originally launched The Rinks Development Program on Feb. 13, 2009.

The Anaheim Ducks and the Rinks have helped California surge to the fastest growth rate of youth hockey in the United States for the past six years. Youth hockey participation in Southern California has grown 40 percent since 2015. Since the Ducks began their "Learn to Play" program in Orange County in 2011, youth hockey has expanded from 330 skaters to more than 4,600 annual participants (including expansion into San Diego). Since the program's debut, more than 15,500 skaters have been introduced to hockey (12,500 youth and 3,000 adults).

CAL COAST
CREDIT UNION



ELITE

SANDIEGOGULLS.COM/ELITE



The NHL made a second entrance into the Southern California region in December of 1992, when the Walt Disney Company was awarded the rights to an expansion NHL franchise, beginning play during the 1993 season.

On the heels of the hit movie “The Mighty Ducks”, released on October 2, 1992, Disney announced their new team would be named the “Mighty Ducks of Anaheim”. The franchise debuted on October 8, 1993 at home, a 7-2 loss to the Detroit Red Wings, and played to sellouts in 27 of its first 41 home games. The Mighty Ducks rose to reach the Stanley Cup Finals in 2002-03, losing a classic seven-game series to the New Jersey Devils. Goalie Jean-Sebastian Giguere was named the Conn Smythe Trophy winner, only the fifth recipient to earn the honor as a member of the losing team.

In the spring of 2005, Henry and Susan Samueli entered into an agreement with the Walt Disney Company to purchase the Ducks franchise. In the Samueli’s first year of ownership, the Ducks showed immediate success on the ice, setting a then-franchise record for wins [43] while winning two playoff series over Calgary and Colorado before eventually bowing in the 2006 Western Conference Finals to Edmonton.

On June 22, 2006, a new era began as the franchise was officially renamed the Anaheim Ducks. The team debuted a new logo and color scheme, featuring a color palette of black, gold and orange, with the orange accent a nod to the team’s Orange County home. A stylized “D”, echoing the image of a duck’s foot or footprint, was incorporated into the team logo.



MIGHTY DUCKS OF ANAHEIM LOGO, 1992

HISTORY OF THE ANAHEIM DUCKS

The Ducks debuted under their new name and logo in the 2006-07 season, and the conversion was as successful as any NHL team could dream or hope for, as the franchise advanced all the way to win its first Stanley Cup. Breaking team records for wins (48) and standings points (110), the Ducks won their first Pacific Division title in franchise history, leading the standings for the final 72 games of the regular season. The Ducks defeated the Minnesota Wild (4-to-1), Vancouver Canucks (4-to-1), Detroit Red Wings (4-to-2) and Ottawa Senators (4-to-1) on the road to the Stanley Cup. Defenseman Scott Niedermayer was named the franchise's second Conn Smythe Trophy award winner as playoff MVP. It was the first Stanley Cup championship for a West Coast team since the Victoria Cougars in 1925, and the first for a U.S. West Coast team since the 1917 Seattle Metropolitans.

Under General Manager Bob Murray, who was named to his current post in 2008, the franchise has enjoyed a sustained run of success, winning five consecutive Pacific Division titles from 2013-17 while qualifying for the playoffs for the sixth consecutive year, equaling the second-longest streak in the NHL. In 2017-18, with 101 points, Anaheim became the only NHL team to post 100-plus points in each of the five seasons from 2013-18.

Anaheim's 2018-19 regular season was the club's 25th Anniversary season presented by UCI Health. The team held its home opener Oct. 8, 2018 versus the Detroit Red Wings at Honda Center, 25 years to the day after Anaheim's inaugural game in 1993. The Ducks retired the jerseys of Paul Kariya and Scott Niedermayer last season as part of the franchise's 25th anniversary celebrations, joining Teemu Selanne's retired No. 8 jersey in the Honda Center rafters. Kariya's No. 9 jersey was raised Oct. 21 vs. Buffalo, with Niedermayer's No. 27 following Feb. 17 vs. Washington.

Among NHL clubs the Ducks joined in the inaugural 1993-94 season, Anaheim leads Western Conference teams and ranks fourth among all clubs in points percentage (.541). Anaheim also ranks third among NHL clubs in all-time playoff points percentage (minimum five playoff appearances).

On June 17, 2019, Anaheim introduced Dallas Eakins as the 10th head coach in franchise history. Eakins was the first head coach in San Diego Gulls history, leading the club its first four seasons from 2015-19. Eakins' first season behind the bench was cut short due to the COVID-19 pandemic, with Anaheim going 29-33-9 in the shortened season.





HISTORY OF THE ANAHEIM DUCKS

ALL-TIME DUCKS PRIMARY AFFILIATE RECORDS

SEASON	TEAM	LEAGUE	COACH	REGULAR SEASON								PLAYOFFS			
				GP	W	L	T	OTL	PTS	%	GP	W	L	%	
1993-94	SAN DIEGO GULLS	IHL	HAROLD SNEPSTS	81	42	28	11	0	95	0.586	9	4	5	0.444	
1994-95	SAN DIEGO GULLS	IHL	WALT KYLE	81	37	36	8	0	82	0.506	5	2	3	0.400	
1995-96	BALTIMORE BANDITS	AHL	WALT KYLE	80	33	36	9	2	77	0.481	12	6	6	0.500	
1996-97	BALTIMORE BANDITS	AHL	MOE MANTHA	80	30	37	10	3	73	0.456	3	0	3	0.000	
1997-98	CINCINNATI MIGHTY DUCKS	AHL	MOE MANTHA	80	23	37	13	7	66	0.413	-	-	-	-	
1998-99	CINCINNATI MIGHTY DUCKS	AHL	MOE MANTHA	80	35	39	4	2	76	0.475	3	0	0	0.000	
1999-00	CINCINNATI MIGHTY DUCKS	AHL	MOE MANTHA	80	30	37	9	4	73	0.456	-	-	-	-	
2000-01	CINCINNATI MIGHTY DUCKS	AHL	MIKE BABCOCK	80	41	26	9	4	95	0.594	4	1	3	0.250	
2001-02	CINCINNATI MIGHTY DUCKS	AHL	MIKE BABCOCK	80	33	33	11	3	80	0.500	3	1	2	0.333	
2002-03	CINCINNATI MIGHTY DUCKS	AHL	BRAD SHAW	80	26	35	13	6	71	0.444	-	-	-	-	
2003-04	CINCINNATI MIGHTY DUCKS	AHL	BRAD SHAW	80	29	37	13	1	72	0.450	9	5	4	0.556	
2004-05	CINCINNATI MIGHTY DUCKS	AHL	BRAD SHAW	80	44	31	1	4	93	0.581	12	5	7	0.417	
2005-06	PORTLAND PIRATES	AHL	KEVIN DINEEN	80	53	19	5	3	114	0.713	19	11	8	0.579	
2006-07	PORTLAND PIRATES	AHL	KEVIN DINEEN	80	37	31	3	9	86	0.538	-	-	-	-	
2007-08	PORTLAND PIRATES	AHL	KEVIN DINEEN	80	45	26	5	4	99	0.619	18	11	7	0.611	
2008-09	IOWA CHOPS	AHL	GORD DINEEN	80	33	33	4	10	80	0.500	-	-	-	-	
2009-10	SYRACUSE CRUNCH	AHL	ROSS YATES	80	34	39	4	3	75	0.469	-	-	-	-	
2010-11	SYRACUSE CRUNCH	AHL	MARK HOLICK	80	35	38	3	4	77	0.481	-	-	-	-	
2011-12	SYRACUSE CRUNCH	AHL	HOLICK/YAWNEY	76	37	29	5	5	84	0.553	4	1	3	0.250	
2012-13	NORFOLK ADMIRALS	AHL	TRENT YAWNEY	76	37	34	4	1	79	0.520	-	-	-	-	
2013-14	NORFOLK ADMIRALS	AHL	TRENT YAWNEY	76	40	26	3	7	90	0.592	10	5	5	0.500	
2014-15	NORFOLK ADMIRALS	AHL	JARROD SKALDE	76	27	39	6	4	64	0.421	-	-	-	-	
2015-16	SAN DIEGO GULLS	AHL	DALLAS EAKINS	68	39	23	4	2	84	0.618	9	4	5	0.444	
2016-17	SAN DIEGO GULLS	AHL	DALLAS EAKINS	68	43	20	3	2	91	0.669	10	4	6	0.400	
2017-18	SAN DIEGO GULLS	AHL	DALLAS EAKINS	68	36	28	3	1	76	0.559	-	-	-	-	
2018-19	SAN DIEGO GULLS	AHL	DALLAS EAKINS	68	36	24	5	3	80	0.588	16	9	7	0.563	
2019-20	SAN DIEGO GULLS	AHL	KEVIN DINEEN	57	30	19	6	2	68	0.586	-	-	-	-	
2020-21	SAN DIEGO GULLS	AHL	KEVIN DINEEN	44	26	17	1	0	53	0.602	3	1	2	0.333	
TOTALS				2119	991	857	175	96	2253	0.532	149	70	76	0.470	



HISTORY OF THE SAN DIEGO GULLS

On Jan. 29, 2015, the Anaheim Ducks announced that the National Hockey League (NHL) club would purchase the Norfolk Admirals American Hockey League (AHL) franchise and relocate it from Norfolk, Va., to San Diego. The Ducks joined affiliates from the Los Angeles Kings (Ontario, Calif.), San Jose Sharks (San Jose, Calif.), Calgary Flames (Stockton, Calif.) and Edmonton Oilers (Bakersfield, Calif.) in the newly created AHL Pacific Division.

The official logo and team colors of blue, orange and black were unveiled at a free event Feb. 22, 2015. More than 8,500 eager hockey fans waited in a line, wrapping around Pechanga Arena San Diego for the opportunity to be a part of hockey's return to San Diego. Dallas Eakins was named the first Head Coach of the Gulls June 26, 2015.

The San Diego Gulls took the ice Oct. 10, 2015 to open their inaugural AHL season in front of a sellout crowd of 12,920 at Pechanga Arena San Diego. Nick Ritchie, selected by Anaheim in the first round (10th overall) of the 2014 NHL Draft, scored the first AHL goal in Gulls history en route to a 4-2 victory over the Grand Rapids Griffins.

San Diego concluded the 2015-16 regular season with a record of 39-23-4-2, earning second place in the Pacific Division and fifth in the Western Conference. The Gulls made their first appearance in the Calder Cup Playoffs Apr. 21, 2016 at the

Texas Stars and won their first-ever playoff series (3-1) vs. Texas. The Gulls advanced to the Pacific Division Finals, eventually falling to the Ontario Reign in five games (4-1). In the inaugural season, San Diego ranked second among league leaders in average attendance (8,675), bringing nearly 300,000 fans to watch Gulls hockey at Pechanga Arena San Diego.

Following the 2016-17 season which saw the Gulls advance to the Pacific Division Finals after a 43-20-3-2 record in the regular season, San Diego was recognized as winners of the President's Award as the AHL Team of the Year, given to an AHL organization for overall excellence as voted on by all AHL team presidents.

One of the highlights of 2016-17 was the introduction of Gulls hockey to the masses, as the club televised its first AHL game Feb. 12, 2017 (a 4-0 win vs. Bakersfield), the highest level of San Diego hockey broadcast in the region on FOX 5 San Diego. The televised game was also the first TV broadcast by a club in the newly-created AHL Pacific Division.

San Diego finished its 2017-18 season with a 36-28-3-1 record and 76 points, tied for fourth in the Pacific Division. Off the ice, the Gulls led the AHL in attendance in 2017-18 (9,305 avg.), setting new club marks for a third consecutive season in average and overall attendance (316,368),





HISTORY OF THE SAN DIEGO GULLS

in addition to a franchise record six sellouts. San Diego became the first team in 12 seasons to usurp the Hershey Bears atop the league's attendance charts. For a third consecutive season, San Diego was named the AHL's ticket sales department of the year.

The Gulls finished their fourth season in the AHL's Pacific Division with a 36-24-5-3 record for 80 points and third place in the division in 2018-19. San Diego set a new club record for goals in a single season (236) to rank second among AHL teams with 3.51 goals-per game. San Diego led the AHL in attendance for the second straight season (9,021 avg. per game).

The 2019 postseason marked San Diego's third appearance in the Calder Cup Playoffs. San Diego advanced to the Western Conference Finals for the first time in club history after eliminating the top seed in the Western Conference (Bakersfield) in six games. The Gulls also defeated San Jose in four games (3-1) in the First Round.

San Diego has won the most playoff series among Pacific Division clubs since its inception in 2015 (4), surpassing the three by Texas (all in 2018). San Diego also leads the Pacific Division with 17 all-time playoff wins. The Gulls (three times), Toronto Marlies (four times) and Hershey Bears (three times) are the only AHL teams to advance to the Division Finals on three-or-more occasions since the inception of the current division format in 2015. San Diego is the only team in the Pacific Division to advance beyond the First Round on multiple occasions.

On July 15, 2019, Kevin Dineen was named the second Head Coach in Gulls franchise history after Eakins was named the 10th head coach in Anaheim Ducks history June 17, 2019. Dineen rejoined the Anaheim organization after coaching the club's primary development affiliate from 2005-08 in Portland, Maine (Portland Pirates, AHL).

The Gulls completed their fifth season in the AHL's Pacific Division with a 30-19-6-2 record in 57 games, with the May 11 cancellation of the 2019-20 regular season and 2020 Calder Cup Playoffs due to the COVID-19 outbreak.

San Diego finished their 2020-21 season with a 26-24-0-1 record for 53 points, ranking third in the Pacific Division, during a season that restricted the American Hockey League to interdivision play during the COVID-19 pandemic shortened. The Gulls earned a berth into the Pacific Division Playoffs, the only division in the AHL to hold a postseason format to determine a division champion, where San Diego fell to the Bakersfield Condors in three games in the opening round three-game series.

With a 15-6-1-0 record on home ice, the Gulls paced the AHL in home wins, home points (31) and goals scored at home (82). San Diego led the AHL in total goals scored (153) and total power-play goals (35). Gulls right wing Andrew Poturalski won the John B. Sollenberger trophy as the American Hockey League's top point-getter (9-34=43) becoming the first player in San Diego Gulls history to win an AHL season award and is the first Anaheim Ducks prospect to win the AHL scoring title.

On July 9, 2021, Joel Bouchard was named the third Head Coach in Gulls franchise history. Bouchard spent the previous three seasons as the head coach of the Montreal Canadiens' primary development affiliate in Laval where he guided the club to an 83-67-14-10 record, including a 23-9-3-1 record in 2020-21 to win the Frank S. Mathers Trophy as winners of the Canadian Division while posting the second-highest points percentage in the AHL (.694).

In six AHL seasons, San Diego has posted a record of 210-131-22-10, including 111-60-10-5 at home and 99-72-12-5 on the road, leading the Pacific Division in all-time wins, points (452) and points percentage (.606%, min. two seasons) since the division's inception in 2015-16. The Gulls are the only Pacific Division club to finish among the top four teams in the division in all six AHL seasons.

SAN DIEGO HOCKEY HISTORY

Professional hockey in San Diego has a rich history, dating to the San Diego Skyhawks of the Pacific Coast Hockey League in 1944. San Diego has been home to several professional teams and leagues through the years, including the aforementioned Skyhawks (1944-50), Gulls of the Western Hockey League (1966-74), Mariners of the World Hockey Association (1974-77) and Pacific Hockey League (1977-78), Hawks of the PHL (1978-79), and Gulls of the International Hockey League (1990-95), West Coast Hockey League (1995-03) and ECHL (2003-06). San Diego hockey teams have won six championships, including the 1948-49 PCHL Championship (Skyhawks), and WCHL Championships in 1995-96, 1996-97, 1997-98, 2000-01 and 2002-03 (Gulls).

The San Diego Skyhawks won the 1948-49 President's Cup with Morden "Ducky" Skinner behind the bench. In their six seasons playing in the downtown San Diego Glacier Gardens, the Skyhawks posted a combined record of 156-151-17. Glacier Gardens was located at Harbor Drive and Eighth Avenue, adjacent to the present-day Petco Park.

In 1966, San Diego was awarded a Western Hockey League franchise after the completion of the San Diego Sports Arena. Following a write-in contest for the team name, the Gulls and mascot Sandy Gull were born. The WHL Gulls played eight seasons at the Sports Arena from 1966-74, led by General Manager/Head Coach Max McNab for the first six seasons and Head Coach Jack Evans for the final two campaigns. McNab, father to current Anaheim Ducks Senior Vice President of Hockey Operations David McNab, served as Gulls General Manager for all eight seasons. The Gulls drew more than 315,000 fans for their inaugural season in 1966-67 as one of the top draws in the city of San Diego. They debuted Nov. 17, 1966 with a 4-1 victory over the Seattle Totems in front of a sellout crowd at the San Diego Sports Arena.

Perhaps the most prolific player in the history of San Diego hockey was forward Willie O'Ree, who played seven of the Gulls' eight WHL seasons from 1967-73. O'Ree, who had broken the NHL's color barrier as a member of the Boston Bruins, scored 153-161=314 points in 407 career games with the Gulls. He also made seven consecutive trips to the WHL Playoffs

with the Gulls from 1968-74, collecting 19-17=36 points in 40 postseason games. Wearing No. 20, O'Ree scored a career-tying 38 goals and won the WHL scoring title with 38-41=79 points in his second season with the Gulls in 1968-69.

In 1974, hockey returned to San Diego with a World Hockey Association team, the San Diego Mariners. The Mariners played three seasons at the Sports Arena from 1974-77, posting a record of 119-106-14 over their three seasons in the WHA, which disbanded following the 1976-77 campaign. Hockey remained in San Diego the following two seasons as a Pacific Hockey League affiliate, first as the Mariners (in 1977-78) and later as the San Diego Hawks (1978-79). O'Ree returned to San Diego as a member of the Hawks in his final professional season in 1978-79, collecting 21-25=46 points in 53 games.

The Southern California expansion of the International Hockey League in the 1990s returned hockey and the Gulls nickname to San Diego. The Gulls played five IHL seasons at the Sports Arena from 1990-95, going 216-149-44 and qualifying for the playoffs in four of five years. The IHL Gulls set a professional hockey record for most wins in a single season, going 62-12-8 en route to the Fred A. Huber Trophy with an IHL-record 132 standings points in 1992-93.

In 1995, San Diego's IHL franchise was relocated to Los Angeles, but the Gulls remained as a member of the newly created West Coast Hockey League. The WCHL Gulls won five league championships in 1996, 1997, 1998, 2001 and 2003 before joining the ECHL for three seasons from 2003-06. San Diego's final season of professional hockey came in 2005-06 with the ECHL's Gulls.

On Jan. 29, 2015, the Anaheim Ducks announced that the club would purchase the Norfolk Admirals American Hockey League franchise and relocate it from Norfolk, Va., to San Diego. The Ducks joined affiliates from the Los Angeles Kings (Ontario Reign), San Jose Sharks (San Jose Barracuda), Calgary Flames (Stockton Heat) and Edmonton Oilers (Bakersfield Condors) as well as existing affiliates from the Dallas Stars (Texas Stars) and Colorado Avalanche (San Antonio Rampage) in the newly created AHL Pacific Division.





SAN DIEGO HOCKEY HISTORY

ALL-TIME SAN DIEGO HOCKEY RECORDS

SEASON	TEAM	LEAGUE	GP	W	L	T	OTL
1944-45	SAN DIEGO SKYHAWKS	PCHL	18	11	7	0	-
1945-46	SAN DIEGO SKYHAWKS	PCHL	40	21	19	0	-
1946-47	SAN DIEGO SKYHAWKS	PCHL	60	33	26	1	-
1947-48	SAN DIEGO SKYHAWKS	PCHL	66	32	31	3	-
1948-49*	SAN DIEGO SKYHAWKS	PCHL	70	32	35	3	-
1949-50	SAN DIEGO SKYHAWKS	PCHL	70	27	33	10	-
1966-67	SAN DIEGO GULLS	WHL	72	22	47	3	-
1967-68	SAN DIEGO GULLS	WHL	72	31	36	5	-
1968-69	SAN DIEGO GULLS	WHL	74	33	29	12	-
1969-70	SAN DIEGO GULLS	WHL	72	33	29	10	-
1970-71	SAN DIEGO GULLS	WHL	72	33	27	12	-
1971-72	SAN DIEGO GULLS	WHL	72	32	31	9	-
1972-73	SAN DIEGO GULLS	WHL	72	32	29	11	-
1973-74	SAN DIEGO GULLS	WHL	78	40	33	5	-
1974-75	SAN DIEGO MARINERS	WHA	78	43	31	4	-
1975-76	SAN DIEGO MARINERS	WHA	80	36	38	6	-
1976-77	SAN DIEGO MARINERS	WHA	81	40	37	4	-
1977-78	SAN DIEGO MARINERS	PHL	42	20	22	0	-
1978-79	SAN DIEGO HAWKS	PHL	58	34	22	2	-
1990-91	SAN DIEGO GULLS	IHL	83	30	45	8	0
1991-92	SAN DIEGO GULLS	IHL	82	45	28	2	7
1992-93	SAN DIEGO GULLS	IHL	82	62	12	1	7
1993-94	SAN DIEGO GULLS	IHL	81	42	28	11	0
1994-95	SAN DIEGO GULLS	IHL	81	37	36	8	0
1995-96*	SAN DIEGO GULLS	WCHL	58	49	7	2	-
1996-97*	SAN DIEGO GULLS	WCHL	64	50	12	2	-
1997-98*	SAN DIEGO GULLS	WCHL	64	53	10	1	-
1998-99	SAN DIEGO GULLS	WCHL	71	45	19	7	-
1999-00	SAN DIEGO GULLS	WCHL	70	46	16	8	-
2000-01*	SAN DIEGO GULLS	WCHL	72	50	17	5	-
2001-02	SAN DIEGO GULLS	WCHL	72	47	22	3	-
2002-03*	SAN DIEGO GULLS	WCHL	72	45	22	5	-
2003-04	SAN DIEGO GULLS	ECHL	72	49	13	0	10
2004-05	SAN DIEGO GULLS	ECHL	72	35	29	4	4
2005-06	SAN DIEGO GULLS	ECHL	72	34	30	4	4
2015-16	SAN DIEGO GULLS	AHL	68	39	23	4	2
2016-17	SAN DIEGO GULLS	AHL	68	43	20	3	2
2017-18	SAN DIEGO GULLS	AHL	68	36	28	3	1
2018-19	SAN DIEGO GULLS	AHL	66	35	24	4	3
2019-20	SAN DIEGO GULLS	AHL	57	30	19	6	2
2020-21	SAN DIEGO GULLS	AHL	44	26	17	1	0
TOTALS			2786	1513	1039	192	42

* WON CHAMPIONSHIP



X PLAYERS X



MORGAN ADAMS-MOISAN

RIGHT 6'1" 216 LBS

SHOOTS HEIGHT WEIGHT

BORN: FEBRUARY 6, 1997 (24); LA TUQUE, QUEBEC

ACQUIRED: SIGNED AS A FREE AGENT, OCT. 1, 2021

DRAFTED: NOT DRAFTED



RIGHT WING

2020-21

- Scored 8-6=14 points with a +3 rating and 123 penalty minutes (PIM) in 37 games with the Fort Wayne Comets of the ECHL...added 1-2=3 points and 20 PIM in seven Kelly Cup Playoff games to help Fort Wayne claim the 2021 Kelly Cup Championship.
- Led Fort Wayne in PIM (123) and ranked ninth on the club in goals (9).

CAREER

- Split his first professional season in 2018-19 between Laval (AHL) and Maine (ECHL)...recorded 1-1=2 points and 26 PIM in 16 AHL games with the Rocket.
- Earned 24-18=42 points and 165 PIM in 97 ECHL games with the Maine Mariners from 2018-2020.
- Recorded 42-44=86 points with a +17 rating and 310 PIM in 220 QMJHL games with Blainville-Boisbriand and Drummondville from 2014-2018...also scored 6-4=10 points with 53 PIM in 39 QMJHL Playoff games.
- Scored 32-29=61 points with a +21 rating and 67 PIM in 68 QMJHL games with the Drummondville Voltigeurs in 2017-18, setting career highs in goals, assists, points, and plus/minus...led Drummondville in goals and PIM while ranking third in scoring and fourth in assists.

SEASON	TEAM	LEAGUE	REGULAR SEASON							PLAYOFFS				
			GP	G	A	PTS	PIM	+/-	GP	G	A	PTS	PIM	
2014-15	Blainville-Boisbriand	QMJHL	32	1	1	2	67	-3	2	0	0	0	2	
2015-16	Blainville-Boisbriand	QMJHL	58	4	7	11	107	-6	10	0	2	2	15	
2016-17	Blainville-Boisbriand	QMJHL	62	5	7	12	69	+5	20	3	1	4	29	
2017-18	Drummondville	QMJHL	68	32	29	61	67	+21	7	3	1	4	7	
2018-19	Laval	AHL	16	1	1	2	26	-2	-	-	-	-	-	
	Maine	ECHL	42	15	6	21	98	-4	-	-	-	-	-	
2019-20	Maine	ECHL	55	9	12	21	67	-8	-	-	-	-	-	
2020-21	Fort Wayne	ECHL	37	8	6	14	123	+3	7	1	2	3	20	
AHL TOTALS			16	1	1	2	26	-2	-	-	-	-	-	
ECHL TO-			132	32	24	56	288	-9	7	1	2	3	20	
QMJHL TOTALS			220	42	44	86	310	+17	39	6	4	10	53	

X

RIGHT

SHOOTS

HEIGHT

WEIGHT

X


BORN: FEBRUARY 10, 2000 (21); JARNA, SWEDEN

ACQUIRED: FROM BOSTON WITH DAVID BACKES AND A FIRST-ROUND SELECTION IN THE 2020 NHL DRAFT IN EXCHANGE FOR ONDREJ KASE, FEBRUARY 21, 2020

DRAFTED: BY BOSTON IN THE SECOND ROUND (57TH OVERALL) OF THE 2018 NHL DRAFT

6'1"

192 LBS



2020-21

- > Split his first professional season between San Diego and Sodertalje SK of Sweden's HockeyAllsvenskan.
- > Recorded 2-3=5 points in 17 AHL games with the Gulls... Recorded his first career AHL point (assist) in his AHL debut, Apr. 9 at Tucson.
- > Scored in consecutive games (2-1=3), including his first career AHL goal and first career PPG, Apr. 20-21 at San Jose.
- > Registered 2-3=5 points in his first seven AHL games.
- > Posted 2-9=11 points with a +7 rating in 51 games with Sodertalje SK.
- > Ranked second among Sodertalje defensemen in plus/minus and finished third in scoring and assists.

CAREER

- > Totaled 2-14=16 points with a +12 rating in 92 career games with Sodertalje SK of HockeyAllsvenskan (2018-21).
- > Made his QMJHL debut with Moncton in 2019-20, earning 3-21=24 points with a +19 rating in 43 games, ranking second among team defensemen in assists.
- > Posted his first QMJHL point (assist) in his QMJHL debut, Oct. 11 vs. Halifax... Scored his first QMJHL goal, Jan. 3 at Halifax.
- > Recorded two point/assist streaks of four games, including Oct. 11-19 (0-6=6) and Jan. 12-25 (1-4=5).
- > Had a season-high three points (0-3=3), Dec. 31 at Acadie-Bathurst.
- > Recorded 9-33=42 points with a +22 rating in 73 career Swedish SuperElit Junior games with Djurgardens IF... Recorded the most assists (25) by a defenseman in 2017-18.
- > Represented Sweden in several international tournaments, including winning bronze at U-18 World Junior Championship in 2018 and bronze at the 2017-18 Ivan Hlinka Memorial.

SEASON	TEAM	LEAGUE	REGULAR SEASON							PLAYOFFS				
			GP	G	A	PTS	PIM	+/-	GP	G	A	PTS	PIM	
2016-17	Djurgardens IF	Sweden U-18	3	0	0	0	2	+3	3	1	1	2	2	
	Djurgardens IF	Sweden	29	3	8	11	8	+7	2	0	0	0	0	
2017-18	Djurgardens IF	Sweden U-18	-	-	-	-	-	-	5	0	2	2	0	
	Djurgardens IF	Sweden Jr.	42	6	25	31	20	+14	3	0	0	0	2	
2018-19	Djurgardens IF	Sweden Jr.	2	0	0	0	0	+1	8	0	1	1	6	
	Sodertalje SK	Sweden-2	41	0	5	5	20	+5	-	-	-	-	-	
2019-20	Moncton	QMJHL	43	3	21	24	29	+19	-	-	-	-	-	
2020-21	Sodertalje SK	Sweden-2	51	2	9	11	30	+7	4	0	0	0	0	
	San Diego	AHL	17	2	3	5	2	-3	3	0	1	1	0	
AHL TO-			6	0	0	0	2	-3	-	-	-	-	-	
QMJHL TOTALS			182	8	35	43	136	-32	8	0	0	0	0	



JACK BADINI

LEFT

6'0"

202 LBS

SHOOTS

HEIGHT

WEIGHT

BORN: JAN. 19, 1998 (23); OLD GREENWICH, CONNECTICUT
DRAFTED: BY ANAHEIM IN THE THIRD ROUND (91ST OVERALL) OF THE 2017 NHL DRAFT



CENTER

2020-21

- › Split his first professional season between San Diego and the Tulsa Oilers of the ECHL.
- › Collected his first career point (assist), Feb. 10 vs. Ontario.
- › Made his AHL debut, Feb. 5 vs. Bakersfield.
- › Recorded 1-1=2 points with a -3 rating and 10 PIM in 14 ECHL games with Tulsa.

CAREER

- › Recorded 24-24=51 points with a +5 rating and 42 PIM, appearing in all 97 career NCAA games with the Harvard Crimson.
- › Was named ECAC Hockey Player of the Week after earning 2-2=4 points and a +3 rating in two games, Jan. 28, 2019... matched a career high three points (2-1=3), Jan. 25, 2019 vs. Clarkson, including his first career multi-goal effort.
- › Ranked second in the nation in faceoff win percentage (66.0%) in 2018-19.
- › Was named to the ECAC All-Rookie Team after leading all Harvard freshmen forwards with 10-7=17 points in 2017-18.
- › Received the George Percy Award in 2017-18, given to a member or members of the freshman class for enthusiasm, sportsmanship, team spirit and loyalty.
- › Recorded first collegiate point (assist) in his NCAA debut, Oct. 29, 2017 vs. Dartmouth.
- › Recorded 34-22=56 points and 105 PIM in 143 career USHL games with the Lincoln Stars (2014-16) and the Chicago Steel (2016-17).
- › Helped lead Chicago to a 2017 USHL Clark Cup championship, leading all skaters in postseason scoring (7-10=17).
- › His Aunt, Stacey, competed in the 1998 Nagano Olympics for the U.S. in freestyle skiing.

SEASON	TEAM	LEAGUE	GP	REGULAR SEASON					PLAYOFFS				
				G	A	PTS	PIM	+/-	GP	G	A	PTS	PIM
2014-15	Lincoln	USHL	28	2	1	3	12	-14	-	-	-	-	-
2015-16	Lincoln	USHL	56	4	7	11	55	-1	4	0	1	1	6
2016-17	Chicago	USHL	59	28	14	42	38	+14	14	7	10	17	2
2017-18	Harvard	ECAC	33	10	7	17	16	-1	-	-	-	-	-
2018-19	Harvard	ECAC	33	8	12	20	16	+1	-	-	-	-	-
2019-20	Harvard	ECAC	31	6	8	14	10	+5	-	-	-	-	-
2020-21	Tulsa	ECHL	14	1	1	2	10	-3	-	-	-	-	-
	San Diego	AHL	23	0	1	1	4	-3	-	-	-	-	-
AHL TO-			23	0	1	1	4	-3	-	-	-	-	-
ECHL TOTALS			14	1	1	2	10	-3	-	-	-	-	-
NCAA TOTALS			97	24	27	51	42	+5	-	-	-	-	-

X	LEFT	6'3"	191 LBS	X
	SHOOTS	HEIGHT	WEIGHT	
BORN:	SEPT. 19, 1998 (23); LAVAL, QUEBEC			
ACQUIRED:	SIGNED AS A FREE AGENT, SEPTEMBER 28, 2018			
DRAFTED:	NOT DRAFTED			
X				X



2020-21

- › Split his third professional season between the Anaheim Ducks and San Diego.
- › Earned 1-7=8 points in 38 AHL games with San Diego.
- › Appeared in six games with Anaheim, including his NHL debut on Apr. 28 at Los Angeles.
- › Recorded a career-high 20:31 TOI with the Ducks on May 1 vs. Los Angeles.
- › Had an AHL career-tying three-game point streak (1-2=3) with the Gulls from Apr. 21-25.
- › Scored his first AHL goal of the season with San Diego on a season-high five shots, Apr. 21 at San Jose.
- › Posted an AHL career-tying +4 rating, Mar. 24 at Ontario.

CAREER

- › Collected 7-36=43 points with a +35 rating and 104 PIM in 159 AHL games with San Diego from 2018-21.
- › In 2019-20, led San Diego in games played and ranked second in plus/minus
- › Led Gulls defensemen in games played each of his first two seasons.
- › As a rookie in 2018-19, co-led San Diego and ranked tied for fifth among AHL rookie defensemen in plus/minus (+16).
- › Appeared in all 16 Calder Cup Playoff games in 2019, helping the Gulls to the Western Conference Finals while earning three assists (0-3=3).
- › Made his professional debut with San Diego, going scoreless with a +1 rating on Oct. 6, 2018 at Tucson...Recorded his first career point (assist) on Oct. 12, 2018 vs. Tucson...Scored his first professional goal, Nov. 25, 2018 at Stockton.
- › Collected 8-35=43 points with 136 PIM in 182 career games with the Shawinigan Cataractes of the QMJHL...also appeared in eight QMJHL playoff contests from 2016-17.
- › Set career highs in points (5-23=28), goals, assists and PIM (67) in 63 games with the Shawinigan Cataractes of the QMJHL.
- › Led all Shawinigan defensemen in points, assists, PIM and games played in 2017-18, and ranked tied for second among club blueliners in goals.

SEASON	TEAM	LEAGUE	REGULAR SEASON							PLAYOFFS				
			GP	G	A	PTS	PIM	+/-	GP	G	A	PTS	PIM	
2015-16	Shawinigan	QMJHL	55	1	2	3	22	+1	2	0	0	0	0	
2016-17	Shawinigan	QMJHL	64	2	10	12	47	+4	6	0	0	0	0	
2017-18	Shawinigan	QMJHL	63	5	23	28	67	-37	-	-	-	-	-	
2018-19	San Diego	AHL	65	2	14	16	33	+16	16	0	3	3	6	
2019-20	San Diego	AHL	56	4	15	19	39	+15	-	-	-	-	-	
2020-21	San Diego	AHL	38	1	7	8	32	+4	3	0	1	1	0	
	ANAHEIM	NHL	6	0	0	0	2	-3	-	-	-	-	-	
NHL TO-			6	0	0	0	2	-3	-	-	-	-	-	
AHL TO-			159	7	36	43	104	+35	19	0	4	4	6	
QMJHL TOTALS			182	8	35	43	136	-32	8	0	0	0	0	



NIKOLAS BROUILLARD

LEFT

5'11"

168 LBS

SHOOTS

HEIGHT

WEIGHT

BORN: FEBRUARY 7, 1995 (26); ST. HILAIRE, QUEBEC

ACQUIRED: SIGNED BY SAN DIEGO TO A ONE-YEAR CONTRACT, JULY 15, 2021

DRAFTED: NOT DRAFTED



DEFENSEMAN

2020-21

- › Appeared in his first AHL season, posting 3-11=14 points in 29 games.
- › Ranked tied for eighth among rookie AHL defensemen in assists, and tied for eighth in scoring (3-11=14) and plus/minus (+6).
- › Finished second among Gulls blueliners in scoring, tied for second in assists and third in goals and plus/minus.
- › Notched his first career AHL point (assist), Mar. 3 @ ONT.
- › Scored his first two career AHL goals (2-0=2), including his first career power-play goal, in his first professional multi-point game, Mar. 26 vs. BAK.
- › Owned a three-game point streak (0-4=4), Mar. 31-Apr. 10...recorded points in six of seven games (0-7=7), Mar. 31-Apr. 24.

CAREER

- › Totaled 22-27=49 points in 57 career games with McGill University (U SPORTS)...posted 3-12=15 points in 17 career U SPORTS playoff games.
- › Named U SPORTS Defenseman of the Year and All-Canadian First Team All-Star with McGill University following the 2019-20 season.
- › Was selected to play for the U SPORTS all-stars against Canadian junior prospects in 2018 and 2019, registering five points in five games.
- › Made his AHL debut with the Toronto Marlies on Jan. 25, 2017...also appeared in 39 career ECHL games in 2016-17 with Orlando, recording 7-14=21 points with 62 PIM.
- › Played five seasons in the QMJHL with Drummondville (2011-14), Quebec (2014-15) and Rouyn-Noranda (2015-16)...totaled 62-197=259 points with 322 PIM in 312 career QMJHL games...also recorded 10-30=40 in 61 QMJHL playoff games and helped guide Rouyn-Noranda to a QMJHL Championship in 2016...was named Second-Team All-QMJHL in 2014-15 and to the All-Rookie team in 2011-12.

REGULAR SEASON

PLAYOFFS

SEASON	TEAM	LEAGUE	GP	G	A	PTS	PIM	+/-	GP	G	A	PTS	PIM
2016-17	Toronto	AHL	1	0	0	0	0	-1	-	-	-	-	-
	Orlando	ECHL	39	7	14	21	62	-6	-	-	-	-	-
2017-18	McGill Univ.	U SPORTS	3	3	2	5	4	-	9	2	7	9	6
2018-19	McGill Univ.	U SPORTS	26	12	9	21	71	-	5	1	3	4	4
2019-20	McGill Univ.	U SPORTS	28	7	16	23	28	-	3	0	2	2	6
2020-21	San Diego	AHL	29	3	11	14	28	+6	3	0	1	1	2
AHL TO-			3	30	3	11	14	+5	3	0	1	1	2
USPORTS TOTALS			57	22	27	49	103	-	17	3	12	15	16

SAM GARRICK

RIGHT

6'0"

200 LBS

SHOOTS

HEIGHT

WEIGHT

BORN: FEBRUARY 4, 1992 (29); MARKHAM, ONTARIO
ACQUIRED: FROM CHICAGO WITH SPENCER ABBOTT IN EXCHANGE FOR KENTON HELGESEN AND A SEVENTH-ROUND SELECTION IN THE 2019 NHL DRAFT, MAR. 1, 2017
DRAFTED: BY TORONTO IN THE FIFTH ROUND (144TH OVERALL) OF THE 2010 NHL DRAFT



CENTER

2020-21

- › Split his ninth professional season between the Anaheim Ducks and San Diego...Earned 2-4=6 points in 13 NHL games... Scored his second goal as a Duck, Apr. 4 vs. Arizona.
- › Recorded 14-10=24 points with a +5 rating and 19 PIM in 27 AHL games with the Gulls.
- › Concluded his AHL season with a four-game AHL goal streak (5-2=7) and 8-4=12 points in his final eight games.
- › Ranked tied for second on San Diego in goals (14) and third in points (14-10=24).
- › Recorded his 300th career AHL point as part of his second consecutive multi-point game (1-1=2), Mar. 24 at Ontario.
- › Appeared in his 200th game as a Gull, becoming the third player in club history to reach the milestone, Feb. 27 at Henderson.
- › Became the Gulls all-time leading point scorer with a goal (76-90=166), Feb. 13 vs. Colorado.

CAREER

- › Leads San Diego in all-time goals, SHG (9), ranks second in points (156) and PPG (20), is third in assists (85), games played (189) and PIM (233).
- › In 2019-20, paced San Diego in in scoring (23-20=43), goals, SHG (4), shots (144), co-led in PPG (5), and ranked second in assists (20)...Led AHL forwards and ranked second among all skaters with a +27 rating.
- › Set new Gulls single-season records in points (61), goals (32), and tied the club mark for PPG (11) in 2018-19...set a Gulls single-game record with 3-2=5 points, including his first career hat trick, a natural hat trick, Nov. 25 at Stockton.
- › Was named the third captain in Gulls history, Oct. 18, 2019.
- › Made his NHL debut Nov. 1, 2014 vs. Chicago and scored his first career NHL goal Mar. 26, 2015 vs. Florida (Roberto Luongo).

SEASON	TEAM	LEAGUE	REGULAR SEASON							PLAYOFFS				
			GP	G	A	PTS	PIM	+/-	GP	G	A	PTS	PIM	
2012-13	Idaho	ECHL	50	16	21	37	70	+15	-	-	-	-	-	
	Toronto	AHL	19	2	2	4	18	-2	5	0	0	0	0	
2013-14	Toronto	AHL	62	14	21	35	115	+17	14	5	4	9	10	
	TORONTO	NHL	16	1	1	2	9	+1	-	-	-	-	-	
2015-16	Toronto	AHL	52	16	18	34	90	+11	12	0	5	5	19	
	TORONTO	NHL	3	0	0	0	4	-2	-	-	-	-	-	
2016-17	Rockford	AHL	57	11	17	28	85	-14	-	-	-	-	-	
	San Diego	AHL	15	3	8	11	20	+3	10	4	3	7	14	
2017-18	San Diego	AHL	67	13	28	41	83	+2	-	-	-	-	-	
	San Diego	AHL	61	32	29	61	90	+7	16	7	7	14	21	
2018-19	ANAHEIM	NHL	6	0	1	1	2	-1	-	-	-	-	-	
	San Diego	AHL	46	23	20	43	40	+27	-	-	-	-	-	
2019-20	ANAHEIM	NHL	9	1	1	2	0	-3	-	-	-	-	-	
	San Diego	AHL	27	14	10	24	19	+5	3	2	1	3	0	
NHL TO-			47	4	7	11	43	-1	-	-	-	-	-	
AHL TO-			465	137	171	308	672	+55	65	19	22	41	68	
SD TOTALS			216	85	95	180	252	+44	29	13	11	24	35	



TREVOR CARRICK

LEFT

6'2"


204 LBS

SHOOTS

HEIGHT

WEIGHT

BORN: JULY 4, 1994 (27); STOUFFVILLE, ONTARIO
ACQUIRED: FROM SAN JOSE IN EXCHANGE FOR JACK KOPACKA, JAN. 28, 2021
DRAFTED: BY CAROLINA IN THE FOURTH ROUND (115TH OVERALL) OF THE 2012 NHL DRAFT



DEFENSEMAN

2020-21

- Appeared in his seventh professional season and first with San Diego...Recorded 1-11=12 points with a +4 rating and 53 PIM in 39 AHL games with San Diego.
- Finished tied for second among San Diego defensemen in assists (11) and second in shots on goal (60), and ranked tied for fourth in scoring (1-11=12) and plus/minus (+4).
- Appeared in his 400th career AHL game and collected his second assist as a Gull, Feb. 14 vs. Colorado.
- Recorded his first point (assist) as a Gull, Feb. 6 vs. Bakersfield.
- Scored his first goal with San Diego, Feb. 17 vs. Bakersfield.
- Made his San Diego debut, Feb. 5 vs. Bakersfield.
- Acquired by the Anaheim Ducks from the San Jose Sharks in exchange for Jack Kopacka, Jan. 28, 2021.

CAREER

- Has appeared in 434 career AHL games with San Diego, San Jose, and Charlotte, recording 51-165=216 points and 469 PIM.
- In 2019-20, led Barracuda in defensemen in games played (48), points (10-13=23), goals, assists, PIM (55) and shots on goal (108)...Paced all Barracuda skaters with a career high plus/minus +17 rating.
- Posted his first career hat trick along with a career-high +5 rating, Jan. 8, 2020 vs. Ontario.
- Helped guide the Charlotte Checkers to the 2019 Calder Cup Championship, recording 3-9=12 points with 50 PIM in 16 playoff games...Collected at least one point in 11-of-16 playoff contests, including an eight-game point streak (1-8=9) and ranked second among AHL defenders in playoff points, tied-for-second in goals, third in assists and first in PIM.
- Made his NHL debut, Mar. 15, 2016 w/ CAR @ WSH...has appeared in seven NHL games with Carolina and San Jose.
- As a rookie with Charlotte (AHL), set club records for games played (76), goals (7), assists (25), points (32), power-play assists (13), power-play points (14) and penalty minutes (94) by a rookie defenseman.
- Was named an AHL All-Star for 2015-16 and 2018-19 seasons.

REGULAR SEASON

PLAYOFFS

SEASON	TEAM	LEAGUE	GP	G	A	PTS	PIM	+/-	GP	G	A	PTS	PIM
2014-15	Charlotte	AHL	76	7	25	32	94	-19	-	-	-	-	-
2015-16	Charlotte	AHL	70	9	33	42	51	-21	-	-	-	-	-
	CAROLINA	NHL	2	0	0	0	0	-1	-	-	-	-	-
2016-17	Charlotte	AHL	57	4	12	16	45	+4	5	0	3	3	0
2017-18	Charlotte	AHL	73	11	33	44	85	-1	8	0	4	4	6
	CAROLINA	NHL	1	0	0	0	2	0	-	-	-	-	-
2018-19	Charlotte	AHL	71	9	38	47	86	+8	16	3	9	12	50
	CAROLINA	NHL	0	0	0	0	5	-1	-	-	-	-	-
2019-20	San Jose	AHL	48	10	13	23	55	+17	-	-	-	-	-
	SAN JOSE	NHL	3	0	0	0	5	0	-	-	-	-	-
2020-21	San Diego	AHL	39	1	11	12	53	+4	3	1	0	1	0
NHL TO-			7	0	0	0	12	-2					
AHL TO-			434	51	165	216	469	-8	32	4	16	20	56
SD TOTALS			39	1	11	12	53	+4	3	1	0	1	0

LEFT 6'1" 185 LBS

SHOOTS HEIGHT WEIGHT

BORN: DECEMBER 18, 1989 (31); CALGARY, ALBERTA
ACQUIRED: SIGNED BY ANAHEIM AS A FREE AGENT, JUNE 1, 2020
DRAFTED: NOT DRAFTED



DEFENSEMAN

2020-21

- › Appeared in his sixth professional season, collecting 6-7=13 points in 24 AHL games with San Diego.
- › Ranked second among AHL defensemen in power-play goals (3) and tied for fourth in goals (6).
- › Finished third among Gulls blueliners in scoring (6-7=13) and co-led in goals.
- › Scored his first career AHL goal in his San Diego debut, Feb. 5 vs. Bakersfield.
- › Owned a five-game point streak (3-3=6), Mar. 6-Apr. 4.
- › Collected a point in nine of his first 13 AHL appearances (5-6=11).

CAREER

- › Collected 24-62=86 points with a +13 rating and 91 PIM in 97 SHL games with Rogle BK from 2018-20, leading all SHL defensemen in points and assists, while co-leading in goals in that span.
- › Was named the SHL's Most Valuable Player and Defenseman of the Year in 2019-20, scoring up 12-37=49 points with a +8 rating and 67 PIM in 48 games... Also became the first defenseman to be named SHL MVP since the award's inception in 2014-15 and his 49 points were the most by an SHL defenseman since 2010-11.
- › Led 2019-20 SHL defensemen in points (12-37=49) and assists, while also recording the most points of any foreign-born player... Ranked second among all SHL players in scoring, assists and shots on goal (125).
- › In his first season with Rogle BK in 2018-19, led SHL defensemen with 12 goals, ranked third in scoring (37) and tied for third in assists (25).
- › Won back-to-back championships in Norway (Storhamar in 2017-18) and Denmark (Esbjerg in 2016-17).
- › Was named the Norwegian Player of the Year, Playoff MVP and to the All-Star Team after collecting 12-17=29 points and a +18 rating in 14 playoff games in 2017-18... also posted a league-best +51 rating during the 2017-18 regular season.
- › Began his European career leading Esbjerg to a Danish championship with All-Star Team honors, while pacing league defensemen in points (33) and goals (10).
- › Helped Team Canada advance to the championship game of the 2018 Spengler Cup, posting a +2 rating in four games.

SEASON	TEAM	LEAGUE	REGULAR SEASON							PLAYOFFS				
			GP	G	A	PTS	PIM	+/-	GP	G	A	PTS	PIM	
2010-11	Univ. of Calgary	USports	14	1	9	10	23	-	5	2	0	2	0	
2011-12	Univ. of Calgary	USports	10	1	7	8	18	+7	8	1	0	1	6	
2012-13	Univ. of Calgary	USports	26	3	19	22	22	+5	5	1	3	4	4	
2013-14	Univ. of Calgary	USports	23	4	21	25	24	+15	5	0	0	0	0	
2014-15	Univ. of Calgary	USports	23	8	16	24	28	+23	-	-	-	-	-	
	Hartford	AHL	2	0	1	1	0	+1	-	-	-	-	-	
2015-16	Hartford	AHL	18	0	4	4	18	+3	-	-	-	-	-	
	Greenville	ECHL	45	7	18	25	37	-6	-	-	-	-	-	
2016-17	Esbjerg	Denmark	45	10	23	33	65	+12	18	6	11	17	18	
2017-18	Storhamar	Norway	38	12	32	44	65	+51	14	12	17	29	12	
2018-19	Rogle BK	SHL	49	12	25	37	24	+5	2	0	1	1	2	
2019-20	Rogle BK	SHL	48	12	37	49	67	+8	-	-	-	-	-	
2020-21	San Diego	AHL	24	6	7	13	15	-8	-	-	-	-	-	
NHL TO-			6	0	0	0	2	-3	-	-	-	-	-	
AHL TO-			159	7	36	43	104	35	19	0	4	4	6	
SD TOTALS			182	8	35	43	136	-32	8	0	0	0	0	



LUKAS DOSTAL

LEFT

6'1"

192 LBS

CATCHES

HEIGHT

WEIGHT

BORN: JUNE 22, 2000 (21); BRNO, CZECH REPUBLIC

DRAFTED: BY ANAHEIM IN THE THIRD ROUND (85TH OVERALL) OF THE 2018 NHL DRAFT



GOALTENDER

2020-21

- › Appeared in his third professional season and first with the Gulls...Went 15-9-0 with a 2.87 GAA and .916 SV% in 24 games.
- › Ranked second among AHL goaltenders in saves (813) and third in wins (15).
- › Among rookie AHL netminders, ranked second in SV% (.916) and fourth in GAA (2.87).
- › Owned an eight-game winning streak (8-0-0), Mar. 31-Apr. 30.
- › Stopped 25-of-28 shots to earn his eighth consecutive win, Apr. 30 vs. Tucson.
- › Made a career-high 46 saves to earn his eighth career win, Apr. 9 at Tucson.
- › Posted a five-game win streak from Feb. 5-17 with a 2.00 GAA and .950 SV% to begin his career, becoming the first San Diego netminder to win each of his first five starts with the club (5-0-0).
- › Stopped 29-of-30 shots for a win in his AHL debut, becoming the youngest netminder to post a win with the Gulls (20 years, 233 days), Feb. 5 vs. Bakersfield.

CAREER

- › Has appeared in 53 career SM-liiga games, posting a 31-12-8 record with four shutouts, a 1.70 GAA and .926 SV%.
- › In 2019-20, went 27-8-6 with three shutouts, a 1.78 GAA and .927 SV% in 43 SM-liiga appearances...Had a league-high 27 wins, ranked second in GAA, third in SV% and minutes (2,592), and fourth in games played.
- › Was named SM-liiga Best Goaltender (Urpo Ylönen Award) and was selected to the SM-liiga All-Star Team.
- › Represented the Czech Republic at the 2020 World Junior Championship in Ostrava-Trinec, Czech Republic, going 1-2-0 in three tournament games.
- › Led Kometa Brno's Under-20 team to a league championship in 2017-18, leading all playoff netminders with a 1.40 GAA and .959 SV% in seven games.
- › Has represented the Czech Republic in several international tournaments, including the 2020 World Junior Championship in Ostrava-Trinec, Czech Republic and winning silver at the 2017 Ivan Hlinka Memorial.

REGULAR SEASON

PLAYOFFS

SEASON	TEAM	LEAGUE	GP	MIN	GA	SO	GAA	W-L-T	SV%	GP	MIN	GA	SO	GAA	W-L
2015-16	Brno Jr.	Czech Rep. Jr.	7	425	-	0	4.38	-	-	-	-	-	-	-	-
2016-17	Brno Jr.	Czech Rep. Jr.	39	2326	-	1	2.53	-	-	12	722	37	1	3.07	6-6
2017-18	Trebic	Czech Rep.-2	20	1212	-	2	2.43	-	-	-	-	-	-	-	-
	Brno Jr.	Czech Rep. Jr.	14	841	-	0	3.00	-	-	7	430	10	3	1.40	7-0
2018-19	Brno Jr.	Czech Rep. Jr.	1	65	0	1	0.00	1-0-0	1.000	-	-	-	-	-	-
	Brno	Czech Rep.	2	80	4	0	3.00	1-1-0	.852	-	-	-	-	-	-
	Trebic	Czech Rep.-2	24	1465	61	3	2.50	15-9-0	.915	-	-	-	-	-	-
	Koovee	Finland-2	1	62	2	0	1.95	0-0-1	.938	-	-	-	-	-	-
	Ilves	Finland	10	601	18	1	1.80	4-4-2	.921	7	457	19	0	2.71	2-5
2019-20	Ilves	Finland	43	2592	77	3	1.78	27-8-6	.927	-	-	-	-	-	-
2020-21	AHL	San Diego	24	1424	68	0	2.87	15-9-0	.916	-	-	-	-	-	-
AHL TOTALS			24	1424	68	0	2.87	15-9-0	.916	-	-	-	-	-	-
FINLAND			53		95	4	1.79	31-12-8	.926	7	457	19	0	2.71	2-5
CZECH TOTALS			2	80	4	0	3.00	1-0-0	.852	-	-	-	-	-	-

RIGHT
6'2"
205 LBS

SHOOTS
HEIGHT
WEIGHT

BORN: OCTOBER 21, 1998 (22); KINGSTON, ONTARIO

DRAFTED: BY ANAHEIM IN THE SIXTH ROUND (178TH OVERALL) OF THE 2018 NHL DRAFT



RIGHT WING

2020-21

- › Appeared in his second AHL season...registered 6-6=12 points in 33 AHL games with San Diego.
- › Set new career-highs in points (6-6=12), goals, assists and games played.
- › Posted his first career multi-point game (1-1=2), Mar. 27 vs. Tucson.
- › Led San Diego defensemen in shots (60) and co-led in goals (6).
- › Collected 2-2=4 points in his final nine regular season games.

CAREER

- › Collected 24-62=86 points with a +13 rating and 91 PIM in 97 SHL games with Rogle BK from 2018-20, leading all SHL defensemen in points and assists, while co-leading in goals in that span.
- › Was named the SHL's Most Valuable Player and Defenseman of the Year in 2019-20, scoring up 12-37=49 points with a +8 rating and 67 PIM in 48 games... Also became the first defenseman to be named SHL MVP since the award's inception in 2014-15 and his 49 points were the most by an SHL defenseman since 2010-11.
- › Led 2019-20 SHL defensemen in points (12-37=49) and assists, while also recording the most points of any foreign-born player...Ranked second among all SHL players in scoring, assists and shots on goal (125).
- › In his first season with Rogle BK in 2018-19, led SHL defensemen with 12 goals, ranked third in scoring (37) and tied for third in assists (25).
- › Won back-to-back championships in Norway (Storhamar in 2017-18) and Denmark (Esbjerg in 2016-17).
- › Was named the Norwegian Player of the Year, Playoff MVP and to the All-Star Team after collecting 12-17=29 points and a +18 rating in 14 playoff games in 2017-18...also posted a league-best +51 rating during the 2017-18 regular season.
- › Began his European career leading Esbjerg to a Danish championship with All-Star Team honors, while pacing league defensemen in points (33) and goals (10).
- › Helped Team Canada advance to the championship game of the 2018 Spengler Cup, posting a +2 rating in four games.

SEASON	TEAM	LEAGUE	REGULAR SEASON						PLAYOFFS				
			GP	G	A	PTS	PIM	+/-	GP	G	A	PTS	PIM
2016-17	Charlottetown	QMJHL	42	0	3	3	69	+5	1	0	0	0	2
2017-18	Charlottetown	QMJHL	64	8	31	39	159	+12	18	2	9	11	30
2018-19	Charlottetown	QMJHL	61	16	34	50	141	+14	6	0	4	4	19
2019-20	San Diego	AHL	29	2	5	7	33	+6	-	-	-	-	-
	Tulsa	ECHL	5	0	4	4	13	+1	-	-	-	-	-
2020-21	HC Banska	Slovakia	20	9	7	16	111	-6	-	-	-	-	-
	San Diego	AHL	33	6	6	12	29	+4	-	-	-	-	-
NHL TO-			6	0	0	0	2	-3	-	-	-	-	-
QMJHL TOTALS			182	8	35	43	136	-32	8	0	0	0	0



ROMAN DURNY

LEFT

6'3"

210 LBS

CATCHES

HEIGHT

WEIGHT

BORN: MAY 28, 1998 (23): LIPTOVSKY MIKULAS, SLOVAKIA
DRAFTED: BY ANAHEIM IN THE FIFTH ROUND (147TH OVERALL) OF THE 2018 NHL DRAFT



GOALTENDER

2020-21

- › Split the season between Tulsa of the ECHL and HC Slovan Bratislava of the Tipos Extraliga (Slovakia).
- › Went 14-7-4 with one shutout, 2.31 GAA and .916 SV%, in 26 contests with Tulsa, ranking seventh in the ECHL in GAA.
- › Made 26 saves in his first professional shutout with Tulsa, Jan. 9 vs. Utah.
- › Appeared in nine contests with HC Slovan Bratislava in Slovakia, posting a 5-4-0 record.

CAREER

- › Spent 2019-20, his first professional season, with the Norfolk Admirals of the ECHL, going 3-10-0 in 13 appearances.
- › Won his first professional game, stopping 25-of-26 shots in a 6-1 victory, Nov. 20, 2019 vs. Maine.
- › Went 37-29-5 with eight shutouts in 75 career USHL contests with Des Moines.
- › Scored a goal in a 2-0 shutout win, stopping all 40 shots faced, Dec. 18, 2018 vs. Sioux Falls.
- › Has represented Slovakia in several international tournaments, including the 2018 World Junior Championship, going 2-2-0 with a 2.75 GAA and .929 SV%, ranking second among tournament leaders in SV%
- › Appeared in two contests at the 2016 Ivan Hlinka Memorial.

REGULAR SEASON

PLAYOFFS


SEASON	TEAM	LEAGUE	GP	MIN	GA	SO	GAA	W-L-T	SV%	GP	MIN	GA	SO	GAA	W-L
2016-17	Liptovsky Mikulas	Slovakia	6	226	14	0	3.71	1-5-0	.864	-	-	-	-	-	-
	Slovakia U20	Slovakia	20	1077	69	0	3.84	2-18-0	.903	-	-	-	-	-	-
2017-18	Des Moines	USHL	25	1361	54	2	2.38		8-10-2	.909	-	-	-	-	-
	Slovakia U20	Slovakia	18	1057	73	0	4.15	4-12-2	.890	-	-	-	-	-	-
2018-19	Des Moines	USHL	50	2894	126	6	2.61	29-19-1	.920	5	310	19	0	3.68	2-3
2019-20	Norfolk	ECHL	13	760	51	0	4.02	3-10-0	.881	-	-	-	-	-	-
2020-21	HC Slovan Bratislava	Slovakia	9		455	24	0	3.16	5-4-0	.890	-	-	-	-	-
	Tulsa	ECHL	26		1504	58	1	2.31	14-7-4	.916	-	-	-	-	-
ECHL			39	2264	109	1	2.89	17-17-4	.903	-	-	-	-	-	-
USHL			75	4255	180	8	2.54		37-29-5	.913	5	310	19	0	3.68

LEFT
6'3"
210 LBS

CATCHES
HEIGHT
WEIGHT

BORN: JUNE 22, 1999 (22); KARLSTAD, SWEDEN

DRAFTED: BY ANAHEIM IN THE FIFTH ROUND (153RD OVERALL) OF THE 2017 NHL DRAFT



2020-21

- › Appeared in his third professional season and first with the Gulls...Went 8-6-1 with a 3.14 GAA and .901 SV% in 15 games.
- › Became the first Gulls rookie netminder to earn an assist, marking the 11th goaltender assist in club history, May 14 at Colorado.
- › Owned a five-game winning streak (5-0-0), with a 2.01 GAA and .923 SV% in that span, Mar. 21-Apr. 3.
- › Stopped 31-of-34 shots to earn his fifth straight win, Apr. 3 vs. San Jose.
- › Stopped 39-of-41 shots for his first career AHL win in his first game to become the second youngest goaltender to win a game for San Diego (21 years, 263 days), behind current teammate Lukas Dostal (20 years, 233 days), Mar. 6 vs. San Jose.

CAREER

- › In his first season in North American with the Tulsa Oilers of the ECHL, went 10-11-4 with one shutout, a 3.01 GAA and .902 SV% in 27 ECHL games.
- › Recorded his first career ECHL win, stopping 36-of-37 shots in a 2-1 win, Oct. 22, 2019 vs. Kansas City.
- › Stopped all 28 shots faced to earn his first career ECHL shutout, Jan. 12 vs. Wichita.
- › Went 12-12-2 in 27 career Allsvenskan contests from 2017-19, the second highest league in the Swedish system.
- › Ranked second among SuperElit League goaltenders in GAA (2.01) and SV% (.924) in 2017-18 with Farjestad BK.
- › Has represented Sweden in numerous international tournaments, the 2018 World Junior Championship (did not appear), 2017 U-18 World Championship (two games) and 2016 Ivan Hlinka Memorial (four games).
- › Made his debut in the 2019 World Junior Championship Dec. 31, 2018 vs. Kazakhstan, stopping 10-of-11 shots in a 4-1 victory.

SEASON	TEAM	LEAGUE	REGULAR SEASON							PLAYOFFS					
			GP	MIN	GA	SO	GAA	W-LT	SV%	GP	MIN	GA	SO	GAA	W-L
2014-15	Farjestad Jr.	Sweden U18	7	-	-	-	2.97	.891	-	-	-	-	-	-	-
	Farjestad Jr.	Sweden-2 U18	8	-	-	-	3.20	.894	-	-	-	-	-	-	
2015-16	Farjestad Jr.	Sweden U18	12	-	-	-	2.58	.909	-	-	-	-	-	-	
	Farjestad Jr.	Sweden-2 U18	14	-	-	-	3.96	.901	-	-	-	-	-	-	
	Farjestad Jr.	Sweden Jr.	2	-	-	-	2.93	.900	-	-	-	-	-	-	
2016-17	Farjestad Jr.	Sweden Jr.	30	-	-	-	2.16	.924	-	1	-	-	-	5.00	
	Farjestad Jr.	Sweden-2 U18	-	-	-	-	-	-	-	1	-	-	-	10.02	
2017-18	Farjestad Jr.	Sweden Jr.	17	-	-	2	2.01	.924	10-3-3	3	-	-	-	2.37	1-2
	BIK Karlsk	Sweden-2	11	643	25	1	2.33	.907	5-4-1	-	-	-	-	-	-
2018-19	BIK Karlskoga	Sweden-2	16	930	43	1	2.77	.901	7-8-1	-	-	-	-	-	-
2019-20	Tulsa	ECHL	27	1472	74	1	3.01	.902	10-11-4	-	-	-	-	-	-
2019-20	San Diego	AHL	15	860	68	0	2.87	.901	8-6-1	-	-	-	-	-	-
	Tulsa	ECHL	5	301	14	0	2.79	.901	3-2-0	-	-	-	-	-	-
AHL TOTALS			15	860	68	0	2.87	.901	8-6-1	-	-	-	-	-	-
ECHL			32	1773	88	1	2.98	.902	13-13-4	-	-	-	-	-	-



JEFF GLASS

LEFT 6'3" 213 LBS

CATCHES

HEIGHT

WEIGHT

BORN: NOVEMBER 9, 1985 (35); CALGARY, ALBERTA
ACQUIRED: SIGNED BY SAN DIEGO AS A FREE AGENT, JANUARY 11, 2020
DRAFTED: BY OTTAWA IN THE THIRD ROUND (89TH OVERALL) OF THE 2004 NHL DRAFT



GOALTENDER

2020-21

- › Appeared in his 16th professional season and second with the Gulls...Appeared in four games, posting a 4.60 GAA and .871 SV%
- › Stopped 13-of-13 shots in 15:55 of relief for his season debut, Feb. 19 at Bakersfield.
- › Made 34 saves on 37 shots in his first start of the season, Feb. 27 at Henderson.
- › Signed by San Diego to a two-year contract, Jan. 11, 2021.

CAREER

- › Has appeared in 15 career NHL games, posting a 3-7-3 record with a 3.36 GAA and .898 SV% with Chicago (2017-18).
- › Owns a 78-96-19 record with six shutouts, a 3.24 GAA and .900 SV% in 214 career AHL games with Binghamton (2005-09), Rockford (2016-17, 2017-18), Toronto (2016-17, 2018-19), and San Diego (2018-19).
- › Helped guide the Gulls to the 2019 Western Conference Final, earning six postseason wins with a 2.43 GAA and .912 SV% in 11 Calder Cup Playoff games with San Diego.
- › Set a Gulls franchise record with 51 saves in a four-OT win in Game 1 of the 2019 Pacific Division Finals.
- › Made his NHL debut, Dec. 2017 w/ CHI @ EDM...Stopped 42-of-45 shots.
- › Was named SM-liiga Best Goaltender (Urpo Ylönen Award) in 2019-20 and was selected to the SM-liiga All-Star Team.

REGULAR SEASON

PLAYOFFS

SEASON	TEAM	LEAGUE	GP	MIN	GA	SO	GAA	W-L-T	SV%	GP	MIN	GA	SO	GAA	W-L
2005-06	Binghamton	AHL	6	312	20	0	3.85	1-4-0	.883	-	-	-	-	-	-
2006-07	Binghamton	AHL	43	2175	149	1	4.11	9-24-2	.888	3	180	6	0	2.00	3-0
2007-08	Binghamton	AHL	45	2313	111	2	2.88	15-20-4	.913	-	-	-	-	-	-
2008-09	Binghamton	AHL	41	2219	119	0	3.32	17-19-3	.903	-	-	-	-	-	-
2009-10	Barys	KHL	41	2114	101	1	2.87	19-11-4	.918	3	223	10	0	2.69	0-3
2010-11	Barys	KHL	23	1240	61	1	2.95	7-9-4	.911	2	119	6	0	3.02	0-2
2011-12	Barys	KHL	28	1546	83	1	3.22	12-12-2	.904	-	-	-	-	-	-
2012-13	Novosibirsk	KHL	38	2198	74	4	2.02	16-11-8	.933	7	407	12	2	1.77	3-4
2013-14	Moscow Spartak	KHL	37	2098	81	4	2.32	12-19-6	.919	-	-	-	-	-	-
	CSKA Moscow	KHL	6	366	8	1	1.31	2-2-2	.944	4	212	11	0	3.11	0-4
2014-15	Tolyatti	KHL	14	676	39	0	3.46	1-9-0	.885	-	-	-	-	-	-
2015-16	Minsk	KHL	31	1756	81	4	2.77	12-14-4	.910	-	-	-	-	-	-
2016-17	Toronto	AHL	2	117	4	0	2.05	1-1-0	.917	-	-	-	-	-	-
	Rockford	AHL	20	1165	51	2	2.63	8-10-0	.914	-	-	-	-	-	-
2017-18	Rockford	AHL	28	1639	77	0	2.82	15-9-1	.904	3	202	5	0	1.48	2-1
	CHICAGO	NHL	15	821	46	0	3.36	3-7-3	.898	-	-	-	-	-	-
2018-19	Toronto	AHL	10	460	33	0	4.31	3-5-1	.849	-	-	-	-	-	-
	San Diego	AHL	19	1024	53	0	3.10	9-6-1	.897	11	715	29	0	2.43	6-4
2019-20	Linz	Austria	9	540	22	1	2.44	4-5-0	.920	3	202	5	0	1.48	2-1
2020-21	San Diego	AHL	4	170	13	0	4.60	.871	0-2-0	-	-	-	-	-	-
NHL Totals			15	821	46	0	3.36	3-7-3	.898	-	-	-	-	-	-
AHL Totals			218	11,594	630	6	3.26	.900	78-98-7	11	917	34	0	2.22	8-5

LEFT 6'0" 182 LBS

SHOOTS HEIGHT WEIGHT

BORN: AUGUST 18, 2000 (21); CONCORD, ONTARIO
ACQUIRED: SIGNED BY SAN DIEGO AS A FREE AGENT, OCT. 14, 2020
DRAFTED: NOT DRAFTED



2020-21

- › Split his first professional season between San Diego and the Tulsa Oilers of the ECHL...Totaled 1-4=5 points with a +5 rating and 8 PIM in 16 AHL games with the Gulls.
- › Recorded 2-5=7 points with a +1 rating and 6 PIM in 14 ECHL games with Tulsa.
- › Made his AHL debut Mar. 5 vs. San Jose.
- › Recorded two assists for his first career AHL points and added a +2 rating, Mar. 6 vs. San Jose.
- › Scored his first career AHL goal in his second multi-point game (1-1=2), Mar. 24 at Ontario...Also posted a +3 rating.

CAREER

- › In 2019-20, his final season with the Erie (OHL), led the Otters in scoring (25-53=78), assists, power-play points (26) and shots (252) in 63 games....Also co-led the club in power-play assists (19), ranked second in goals and third in PPG (7).
- › Was named to the OHL Second All-Rookie Team in 2017-18, recording 12-21=33 points in 61 games...among OHL rookies, ranked seventh in assists and tied for eighth in scoring.
- › Signed a three-year entry-level contract with Anaheim, Oct. 14, 2020.

SEASON	TEAM	LEAGUE	REGULAR SEASON						PLAYOFFS				
			GP	G	A	PTS	PIM	+/-	GP	G	A	PTS	PIM
2017-18	Erie	OHL	61	12	21	33	30	-11	-	-	-	-	-
2018-19	Erie	OHL	54	17	18	35	30	-6	18	2	9	11	30
2019-20	Erie	OHL	63	25	53	78	34	+9	-	-	-	-	-
2020-21	San Diego	AHL	16	1	4	5	8	+5	-	-	-	-	-
	Tulsa	ECHL	10	2	5	7	6	+1	-	-	-	-	-
AHL TO-			16	1	4	5	8	+5	-	-	-	-	-
ECHL TO-			10	2	5	7	6	+1	-	-	-	-	-
OHL TO-			178	54	92	146	94	-8	-	-	-	-	-



BENOIT-OLIVIER GROULX

LEFT 6'2" 200 LBS

SHOOTS

HEIGHT

WEIGHT

BORN: FEBRUARY 6, 2000 (21); ROUEN, FRANCE
DRAFTED: BY ANAHEIM IN THE SECOND ROUND (54TH OVERALL) OF THE 2018 NHL DRAFT



CENTER

2020-21

- › Appeared in his first professional season...Recorded 10-19=29 points in 42 games.
- › anked tied for third among AHL rookies in assists, fifth in scoring and tied for fifth in plus/minus (+14).
- › Led San Diego skaters in plus/minus...Finished third on the team in games played (42), assists and points.
- › Co-led the AHL in shorthanded points (2-2=4)...Co-set the Gulls rookie shorthanded goals record (2) with Bryce Kindopp.
- › Finished the regular season with 4-11=13 points in his last 15 games and 4-16=20 points in his last 23 contests.
- › Scored his first AHL goal, Feb. 17 vs. BAK...Registered his first career assist, Feb. 26 vs. Henderson.
- › Posted his first career three-point game (1-2=3), Apr. 13 vs. Ontario.
- › Owned a three-game point streak (2-3=5), Apr. 9-Apr. 13.
- › Made his AHL debut, Feb. 5 vs. Bakersfield.

CAREER

- › Combined for 29-49=78 points with a +20 rating in 55 QMJHL games with Halifax and Moncton, tying a career high in assists and setting a career best in SHG (3).
- › Named the Guy Carboneau Trophy as the QMJHL Best Defensive Forward in 2019-20...Ranked third in faceoff percentage (798-of-1,324, 60.1%, min. 500 FO) and fourth in faceoff wins.
- › Recorded a 16-game point streak from Nov. 1, 2019-Jan. 3, 2020 (13-16=29), tied for the third longest such streak in the QMJHL in 2019-20.
- › Helped lead Halifax (QMJHL) to the 2019 Memorial Cup championship final and the 2019 QMJHL President's Cup final game... Was named to the CHL Memorial Cup All-Star Team after earning 1-3=4 points with a +3 rating in four tournament games...Also recorded 4-8=12 points in 10 QMJHL playoff games...
- › Set QMJHL regular-season career highs in points (31-49=80), goals and plus/minus (+37) in 2018-19 with Halifax.
- › Was the first overall pick in the 2016 QMJHL Entry Draft by Halifax.
- › Was born in Rouen, France and raised in Gatineau, Quebec...is the son Syracuse (AHL) head coach Benoit Groulx.

SEASON	TEAM	LEAGUE	REGULAR SEASON						PLAYOFFS				
			GP	G	A	PTS	PIM	+/-	GP	G	A	PTS	PIM
2016-17	Halifax	QMJHL	62	17	14	31	34	-18	6	1	1	2	4
2017-18	Halifax	QMJHL	68	28	27	55	100	+9	9	2	6	8	14
2018-19	Halifax	QMJHL	65	31	49	80	56	+37	10	4	8	12	12
2019-20	Halifax	QMJHL	26	15	26	41	28	+6	-	-	-	-	-
	Moncton	QMJHL	29	14	23	37	30	+14	-	-	-	-	-
2020-21	San Diego	AHL	42	10	19	29	24	+14	3	1	0	1	4
AHL TOTALS			42	10	19	29	24	+14	3	1	0	1	4
QMJHL TO-			250	105	139	244	248	+48	25	7	15	22	30

BRENDAN GUHLE

X

LEFT

6'2"

190 LBS

X

SHOOTS

HEIGHT

WEIGHT

BORN: JULY 29, 1997 (24); EDMONTON, ALBERTA
ACQUIRED: FROM BUFFALO WITH A 2019 FIRST-ROUND DRAFT PICK IN EXCHANGE FOR BRANDON MONTOUR, FEBRUARY 24, 2019
DRAFTED: BY BUFFALO IN THE SECOND ROUND (51ST OVERALL) OF THE 2015 NHL DRAFT

X

X



DEFENSEMAN

2020-21

- › Appeared in his sixth professional season, his second with the Gulls...Registered 2-10=12 points in 23 AHL games.
- › Ranked tied for first among San Diego defensemen in plus/minus (+9), and fourth in assists (10) and points per game (.52).
- › Posted new single-game career-highs in goals (2), points (2-1=3) and plus/minus (+5), Apr. 9 at Tucson.
- › Made his AHL season debut, Feb. 19 at Bakersfield.

CAREER

- › Scored his first NHL goal, Nov. 27 at Arizona...Netted his first NHL game-winning goal, Feb. 28 vs. Pittsburgh.
- › Made his NHL debut with Buffalo Dec. 3, 2016 vs. Boston, logging a +1 rating in 16:20 TOI.
- › Collected his first point (assist) as a Duck in a 2-1 Anaheim victory Mar. 3, 2019 vs. Colorado.
- › Was an AHL All-Star (2019) and participated in the 2019 AHL Skills Competition where he posted the sixth fastest time in the fastest skater competition in event history.
- › Recorded 30-73=103 points and 150 PIM in 233 career WHL games with Prince George and Prince Albert...also tallied 1-10=11 points with a +3 rating and 10 PIM in 16 WHL playoff games.

SEASON	TEAM	LEAGUE	REGULAR SEASON							PLAYOFFS				
			GP	G	A	PTS	PIM	+/-	GP	G	A	PTS	PIM	
2013-14	Prince Albert	WHL	51	0	10	10	29	-5	5	1	1	2	0	
2014-15	Prince Albert	WHL	72	5	27	32	36	-6	-	-	-	-	-	
2015-16	Prince Albert	WHL	63	10	18	28	53	-5	5	0	3	3	6	
	Rochester	AHL	6	1	3	4	0	0	-	-	-	-	-	
2016-17	Prince Albert	WHL	15	2	2	4	10	-4	-	-	-	-	-	
	Prince George	WHL	32	13	16	29	22	+17	6	0	6	6	4	
	BUFFALO	NHL	3	0	0	0	0	+1	-	-	-	-	-	
	Rochester	AHL	6	1	1	2	2	-3	-	-	-	-	-	
2017-18	Rochester	AHL	50	8	18	26	26	+1	3	0	0	0	2	
	BUFFALO	NHL	18	0	5	5	10	-6	-	-	-	-	-	
2018-19	Rochester	AHL	50	5	22	27	34	-11	-	-	-	-	-	
	BUFFALO	NHL	2	0	0	0	2	+1	-	-	-	-	-	
	ANAHEIM	NHL	6	0	1	1	2	-3	-	-	-	-	-	
2019-20	ANAHEIM	NHL	30	4	4	8	10	-2	-	-	-	-	-	
	San Diego	AHL	27	4	10	14	18	+9	-	-	-	-	-	
2020-21	San Diego	AHL	23	2	10	12	25	+9	-	-	-	-	-	
NHL TO-			59	4	10	14	24	-9	-	-	-	-	-	
AHL TO-			162	21	64	85	105	+5	3	0	0	0	2	
SD TOTALS			50	6	20	26	43	+18	-	-	-	-	-	



BRYCE KINDOPP

RIGHT

6'1"

191 LBS

SHOOTS

HEIGHT

WEIGHT

BORN: JUNE 14, 1999 (22); LLOYDMINSTER, ALBERTA

ACQUIRED: SIGNED AS A FREE AGENT, MARCH 4, 2020

DRAFTED: NOT DRAFTED



RIGHT WING

2020-21

- Split his first professional season between San Diego and the Tulsa Oilers of the ECHL...Recorded 10-10=20 points with a +8 rating and four PIM in 39 AHL games with San Diego.
- Set a Gulls rookie record with two shorthanded goals in a season, tied by Benoit-Oliver Groulx, and finished tied for fourth among AHL leaders and tied for second among rookies in shorthanded goals.
- Had a five-game point streak (3-3=6) from Apr. 30-May 8.
- Posted a career high 2-1=3 points, including his first career shorthanded goal, Apr. 30 vs. Tucson.
- Recorded his first career AHL point (assist) in his AHL debut, Feb. 17 vs. Bakersfield...Scored his first career AHL goal, Feb. 24 at Henderson
- Collected 2-2=4 points with a -1 rating and 2 PIM in 14 ECHL games with Tulsa.

CAREER

- Had 110-87=197 points with a +67 rating and 86 PIM in 266 career games with Everett...Finished his WHL career ranked second in Silvertips franchise history in goals and eighth in points.
- In 2019-20, led the Silvertips in scoring (40-34=74), goals, overtime goals (3), shots (272) and games played (63), co-led in power-play goals (14) and ranked third in plus/minus (+30)...Led WHL skaters in game-winning goals (11), ranked fourth in goals and tied for fifth in power-play goals.
- Was named to the WHL (West) Second All-Star Team in 2019-20.
- Helped Everett to the WHL United States Division title in each of his first three seasons with the club, and the top record in the division in 2019-20.
- Was named Everett's Iron Man in 2017-18 and 2018-19, and the club's Unsung Hero in 2018-19


SEASON	TEAM	LEAGUE	REGULAR SEASON						PLAYOFFS				
			GP	G	A	PTS	PIM	+/-	GP	G	A	PTS	PIM
2014-15	Everett	WHL	3	0	0	0	0	-2	-	-	-	-	-
2015-16	Everett	WHL	1	0	0	0	0	0	-	-	-	-	-
2016-17	Everett	WHL	60	7	7	14	8	-4	10	1	0	1	0
2017-18	Everett	WHL	72	24	12	36	10	+6	22	2	3	5	4
2018-19	Everett	WHL	67	39	34	73	26	+37	10	5	6	11	6
2019-20	Everett	WHL	63	40	34	74	42	+30	-	-	-	-	-
2020-21	San Diego	AHL	39	10	10	20	4	+8	3	0	0	0	2
	Tulsa	ECHL	14	2	2	4	2	-1	-	-	-	-	-
NHL TO-			59	4	10	14	24	-9	-	-	-	-	-
AHL TO-			162	21	64	85	105	+5	3	0	0	0	2
SD TOTALS			50	6	20	26	43	+18	-	-	-	-	-

JACOB LARSSON

LEFT 6'3" 202 LBS

SHOOTS HEIGHT WEIGHT

BORN: APRIL 29, 1997 (24); LJUNGBY, SWEDEN
DRAFTED: BY ANAHEIM IN THE FIRST ROUND (27TH OVERALL) OF THE 2015 NHL DRAFT



2020-21

- › Appeared in his third NHL season with Anaheim, earning 1-6=7 points and 14 PIM in 46 games.
- › Established career highs in TOI/game (17:23), SH TOI/game (1:55) and matched his personal best in blocked shots (59, also 2018-19).
- › Registered a +7 rating his last seven games and was a +8 his final 13 appearances.
- › Set a career high with 1-2=3 points with a career best +4 rating May 1 vs. LAK
- › Recorded his first career shorthanded point (assist) in a 6-5 Ducks OT win, Mar. 8 vs. LAK.

CAREER

- › Played in 22 regular-season games and 16 playoff contests for San Diego in 2018-19, combining for 2-10=12 points with a +8 rating...helped Gulls to the 2019 Western Conference Finals.
- › Made his AHL debut with the Gulls May 7, 2016 vs. Ontario in the 2016 Calder Cup Playoffs.
- › Made his NHL debut, Oct. 13 2016 @ Dallas and picked up his first NHL point (assist), Nov. 7, 2018 vs. Calgary...scored his first career NHL goal, Nov. 5, 2019 vs. Minnesota.
- › Helped lead Frolunda to Swedish Hockey League championship in 2015-16 and back-to-back Champions Hockey League tournament wins (2016-2017).
- › Represented Sweden in consecutive World Junior Championships in 2016- and 2017.

SEASON	TEAM	LEAGUE	REGULAR SEASON						PLAYOFFS				
			GP	G	A	PTS	PIM	+/-	GP	G	A	PTS	PIM
2014-15	Frolunda	SHL	20	1	2	3	6	4	-	-	-	-	-
2015-16	Frolunda Jr.	Sweden Jr.	1	0	0	0	0	3	-	-	-	-	-
	Frolunda	SHL	47	5	9	14	10	11	16	0	3	3	
	San Diego	AHL	-	-	-	-	-	-	1	0	0	0	
2016-17	ANAHEIM	NHL	4	0	0	0	2	-1	-	-	-	-	
	San Diego	AHL	4	0	2	2	2	-6	-	-	-	-	
	Frolunda	SHL	29	1	4	5	16	-7	7	1	2	3	
2017-18	San Diego	AHL	50	3	13	16	20	12	-	-	-	-	
2018-19	San Diego	AHL	22	0	5	5	10	1	16	2	5	7	
	ANAHEIM	NHL	49	0	5	5	16	-4	-	-	-	-	
2019-20	ANAHEIM	NHL	60	2	9	11	12	-9	-	-	-	-	
	San Diego	AHL	5	1	1	2	4	3	-	-	-	-	
2020-21	Kristianstads	Sweden -2	5	0	2	2	4	-8	-	-	-	-	
	ANAHEIM	NHL	46	1	6	7	14	-9	-	-	-	-	
NHL TO-			159	3	20	23	44	-23	-	-	-	-	
AHL TO-			81	4	21	25	36	10	17	2	5	7	
SHL TOTALS			96	7	15	22	38	8	23	1	5	6	



VINNI LETTIERI

RIGHT **5'9"** **172 LBS**

SHOOTS

HEIGHT

WEIGHT

BORN: FEBRUARY 6, 1995 (26); EXCELSIOR, MINNESOTA

ACQUIRED: SIGNED AS A FREE AGENT, JULY 13, 2020

DRAFTED: NOT DRAFTED



RIGHT WING

2020-21

- Appeared in his fifth professional season, his first with San Diego...Recorded 14-12=26 points in 22 games.
- Ranked sixth in the AHL in points per game (1.18, min. 15 games played) and tied for eighth in goals (14).
- Finished tied for second on the Gulls in goals, second in PPP (4-7=11) and points per game, and fifth in scoring (14-12=26).
- Became the fourth player in club history to score two goals in his Gulls debut (2-0=2), Feb. 13 vs. Colorado.
- Owned a five-game point streak (4-5=9), Feb. 20-Apr. 4.
- Finished the regular season with goals in five of his last eight games (5-2=7)...Posted 11-7=18 points in his last 18 games.

CAREER

- In 2019-20, his third professional season, scored 25-22=47 points in 61 AHL games with Hartford...Set a career high in goals and led the Wolf Pack in scoring, goals and PPG (9)...Represented Hartford at the 2020 AHL All-Star Game.
- Is one of eight players in the last 11 years (2010-21) to score 20-plus goals his first three seasons to begin an AHL career.
- Paced Hartford in goals and PPG in each of his three seasons, leading in points-per game in 2019-20 (.77) and 2018-19 (1.0).
- Appeared in 27 NHL games with the NY Rangers in 2018-19, earning 1-2=3 points...Had 1-4=5 points in 19 games with the Rangers in 2017-18.
- Scored his first career goal and point in his NHL debut with the Rangers, Dec. 29, 2017 @ DET (Jimmy Howard).
- Had 37-46=83 points with a +17 rating in four seasons at the University of Minnesota (2013-17), helping the Golden Gophers to a 2015 Big Ten championship...Won a Big Ten regular-season championship all four seasons and was named a 2017 Honorable Mention for the conference All-Star Team.
- His grandfather, Lou Nanne, is a former Minnesota North Stars player, head coach and general manager...Nanne played in 635 NHL games for Minnesota (1967-78) and spent 11 years as general manager of the North Stars from 1977-1988...Nanne was inducted to the IIHF Hall of Fame in 2004.

REGULAR SEASON

PLAYOFFS

SEASON	TEAM	LEAGUE	GP	G	A	PTS	PIM	+/-	GP	G	A	PTS	PIM
2013-14	Minnesota	Big Ten	37	2	6	8	8	+8	-	-	-	-	-
2014-15	Minnesota	Big Ten	37	9	3	12	14	+6	-	-	-	-	-
2015-16	Minnesota	Big Ten	37	7	19	26	18	-4	-	-	-	-	-
2016-17	Minnesota	Big Ten	38	19	18	37	36	+7	-	-	-	-	-
	Hartford	AHL	9	0	1	1	4	-4	-	-	-	-	-
2017-18	NY RANGERS	NHL	19	1	4	5	0	-12	-	-	-	-	-
	Hartford	AHL	55	23	13	36	31	0	-	-	-	-	-
2018-19	NY RANGERS	NHL	27	1	2	3	14	-7	-	-	-	-	-
	Hartford	AHL	8	23	25	48	22	-10	-	-	-	-	-
2019-20	Hartford	AHL	61	25	22	47	46	-4	-	-	-	-	-
2020-21	ANAHEIM	NHL	5	0	0	0	0	-3	-	-	-	-	-
	San Diego	AHL	22	14	12	26	12	-5	3	1	2	3	4
NHL TO-			51	2	6	8	14	-22	-	-	-	-	-
AHL TO-			195	85	73	158	115	-23	3	1	2	3	4
SD TOTALS			22	14	12	26	12	-5	3	1	2	3	4

LEFT
6'0"
207 LBS

SHOOTS
HEIGHT
WEIGHT

BORN: SEPTEMBER 16, 1997 (24); WINCHESTER, VIRGINIA

ACQUIRED: SIGNED BY SAN DIEGO AS A FREE AGENT, AUG. 5, 2021

DRAFTED: NOT DRAFTED



2020-21

- › Split 2020-21 with San Diego (AHL) and Penn State University (Big Ten)...made his professional debut with the Gulls, scoring 11-10=21 points...was second among Gulls leaders in plus/minus (+13), fifth in goals and tied for seventh in points.
- › Co-led AHL rookies in points (11-10=21) and goals following his AHL debut, Mar. 26.
- › Recorded 10-5=15 points his last 12 games of the season...also had a six-game point streak from Apr. 25-May 8 (7-2=9), marking the longest point streak by a Gulls rookie in 2020-21.
- › Posted 2-1=3 points in his first career multi-point game, Apr. 20 at San Jose.
- › Scored his first professional goal, Apr. 4 at Ontario.
- › Recorded his first career AHL point (assist) in his AHL debut, Mar. 26 vs. Bakersfield.
- › Signed a professional tryout (PTO) with the Gulls, Mar. 25, 2021 following his NCAA career.
- › Recorded 10-12=22 points in his senior season at Penn State, serving as the team's captain...led the Nittany Lions in scoring and goals, and was second in assists.

CAREER

- › Signed by San Diego to a one-year contract through the 2021-22 AHL season, Aug. 5, 2021
- › Recorded 51-74=12 points with a +26 rating and 36 PIM in 128 career NCAA games with Penn State...led the NCAA in points (23-27=50) in 2018-19 and was named a NCAA Second Team All-American in 2021-21.

SEASON	TEAM	LEAGUE	REGULAR SEASON						PLAYOFFS				
			GP	G	A	PTS	PIM	+/-	GP	G	A	PTS	PIM
2017-18	Penn State Univ.	NCAA	37	7	14	21	16	-1	9	2	6	8	0
2018-19	Penn State Univ.	NCAA	39	23	27	50	10	+23	-	-	-	-	-
2019-20	Penn State Univ.	NCAA	30	11	21	32	8	+11	16	5	0	5	2
2020-21	Penn State Univ.	NCAA	22	10	12	22	2	-7	-	-	-	-	-
	San Diego	AHL	23	11	10	21	8	+13	3	0	1	1	2
NHL TOTALS			23	11	10	21	8	+13	3	0	1	1	2
NCAA TO-			128	51	74	125	36	+26	-	-	-	-	-



JOSH MAHURA

RIGHT

6'0"

185 LBS


SHOOTS

HEIGHT

WEIGHT

BORN: MAY 5, 1998 (23); ST. ALBERT, ALBERTA

DRAFTED: BY ANAHEIM IN THE THIRD ROUND (85TH OVERALL) OF THE 2016 NHL DRAFT



DEFENSEMAN

2020-21

- Split his third professional season between the Anaheim Ducks and San Diego...Collected 1-3=4 points and four PIM in 13 NHL games with the Ducks.
- Earned 6-14=20 points with a +9 rating and 16 PIM in 28 games with the Gulls...Set AHL career highs in goals and plus/minus rating.
- Concluded the 2020-21 season with the Gulls, picking up 3-8=11 points in his final 14 games.
- Was named to the 2020-21 AHL Pacific Division All-Star Team after ranking tied for fifth among AHL defensemen in scoring (6-14=20) and tied for fourth in goals.
- Skated in his 100th career AHL game, Apr. 9 at Tucson.

CAREER

- Recorded 11-49=60 points with a +6 rating and 66 PIM in 112 AHL contests with the Gulls.
- Tallied three assists (0-3=3) in his season debut with Anaheim, Oct. 29, 2019 vs. Winnipeg to become the sixth rookie in NHL history and the first since 1991 to record three assists in less than three minutes (2:52) of a single period (Todd Richards, Hartford Mar. 31, 1991 @ Boston, 2:37).
- Made his NHL debut with Anaheim, going scoreless with a +2 rating on Nov. 18, 2018 vs. Colorado.
- Scored his first NHL goal Dec. 20 at Boston (Jaroslav Halak)...recorded his first NHL point (assist) Nov. 21 vs. Vancouver.
- Made his AHL debut with San Diego, Oct. 6, 2018 at Tucson...scored his first AHL goal (PPG) Nov. 3, 2018 at Ontario...recorded his first AHL point (assist), Oct. 13, 2018 at Ontario.
- In 2018-19, co-led Gulls defensemen in points (1-18=19) and led in assists as a rookie.
- Set a Gulls club record with a +5 rating and was on the ice for all six San Diego goals, Feb. 1, 2019 vs. Ontario.
- Scored 41-90=131 points with a +44 rating and 119 PIM in 186 career WHL games with Red Deer and Regina.

SEASON	TEAM	LEAGUE	REGULAR SEASON							PLAYOFFS				
			GP	G	A	PTS	PIM	+/-	GP	G	A	PTS	PIM	
2014-15	Red Deer	WHL	51	2	6	8	20	-10	5	0	1	1	2	
2015-16	Red Deer	WHL	2	0	1	1	0	+1	17	2	2	4	6	
2016-17	Red Deer	WHL	39	9	24	33	35	-1	-	-	-	-	-	
	Regina	WHL	34	8	12	20	22	+18	23	8	13	21	16	
2017-18	Regina	WHL	60	22	47	69	42	+36	7	0	5	5	8	
2018-19	San Diego	AHL	40	1	18	19	10	-3	9	0	0	0	2	
	ANAHEIM	NHL	17	1	4	5	4	0	-	-	-	-	-	
2019-20	San Diego	AHL	44	4	17	21	40	0	-	-	-	-	-	
	ANAHEIM	NHL	11	1	3	4	2	-3	-	-	-	-	-	
2020-21	San Diego	AHL	28	6	14	20	16	+9	3	0	0	0	2	
	ANAHEIM	NHL	13	1	3	4	4	0	-	-	-	-	-	
	San Diego	AHL	22	14	12	26	12	-5	3	1	2	3	4	
NHL TO-			41	3	10	13	10	-3	-	-	-	-	-	
AHL TO-			112	11	49	60	66	+6	12	0	0	0	4	

VINCENT MARLEAU

×
×

LEFT **6'2"** **197 LBS**

SHOOTS /
 HEIGHT /
 WEIGHT

BORN: JULY 5, 1999 (22); CHATEAUGUAY, QUEBEC
ACQUIRED: SIGNED AS A FREE AGENT, OCT. 1, 2021
DRAFTED: NOT DRAFTED

×
×



RIGHT WING

2020-21

- › Completed his first professional season with Tulsa (ECHL), recording 8-7=15 points and 16 PIM in 40 games.

CAREER

- › Appeared in four seasons with Rouyn-Noranda (QMJHL), scoring 45-69=114 points with a +8 rating and 128 PIM.
- › Set career bests in scoring (57), goals (22) and assists (35) in 2019-20 with Rouyn-Noranda, leading the club in assists and ranking second in points and goals.
- › Helped the Huskies to Memorial Cup and QMJHL championships in 2019...scored 3-5=8 points in 20 postseason games... scored two goals in five Memorial Cup games.

SEASON	TEAM	LEAGUE	REGULAR SEASON						PLAYOFFS				
			GP	G	A	PTS	PIM	+/-	GP	G	A	PTS	PIM
2016-17	Rouyn-Noranda	QMJHL	2	0	0	0	0	0	-	-	-	-	-
2017-18	Rouyn-Noranda	QMJHL	67	6	12	18	51	-7	7	-	2	2	6
2018-19	Rouyn-Noranda	QMJHL	62	17	22	39	34	+22	20	3	5	8	14
2019-20	Rouyn-Noranda	QMJHL	63	22	35	57	43	-7	-	-	-	-	-
2020-21	Tulsa	ECHL	40	8	7	15	16	-8	-	-	-	-	-
QMJHL TOTALS			194	45	69	114	128	+8	27	3	7	10	20



FRANCIS MAROTTE

LEFT

6'1"

196 LBS

CATCHES

HEIGHT

WEIGHT

BORN: MAY 1, 1995 (26); LONGUEUIL, QUEBEC

ACQUIRED: SIGNED AS A FREE AGENT, OCT. 15, 2021

DRAFTED: NOT DRAFTED



GOALTENDER

2020-21

- › Split his first professional season with Bridgeport and Allen (ECHL)...Went 8-3-1 with one shutout, a 2.54 GAA and .917 SV% in 12 ECHL games with the Americans.
- › Made his AHL debut Mar. 3 vs. Providence, stopping seven shots in 19:50 of relief.

CAREER


- › Appeared in 141 career NCAA games with Clarkson University (2019-20) and Robert Morris University (2016-2019), posting a record of 73-52-11 with 12 shutouts, a 2.35 GAA and .922 SV%.
- › In 2019-20, went 23-8-3 with four shutouts, a 1.78 GAA and .938 SV% in 34 appearances with Clarkson University, ranking fourth in NCAA DI in GAA, fifth in SV% and tied for fifth in games played.
- › Set Robert Morris University's all-time goaltender wins record with 50 career victories and ranks second in goaltender appearances for the Colonials with 107 games played.

SEASON	TEAM	LEAGUE	GP	REGULAR SEASON						SV%	PLAYOFFS					
				MIN	GA	SO	GAA	W-L-T	GP		MIN	GA	SO	GAA	W-L	
2016-17	Robert Morris	AHA	29	1560	54	2	2.08	17-8-3	.931	-	-	-	-	-	-	
2017-18	Robert Morris	AHA	38	2063	88	3	2.56	17-15-3	.917	-	-	-	-	-	-	
2018-19	Robert Morris	AHA	40	2318	110	3	2.85	16-21-2	.908	-	-	-	-	-	-	
2019-20	Clarkson U.	ECAC	34	2020	60	4	1.78	23-8-3	.938	-	-	-	-	-	-	
2020-21	Bridgeport	AHL	2	48	3	0	3.76	0-0-0	.800	-	-	-	-	-	-	
	Allen	ECHL	12	732	31	1	2.54	8-3-1	.917	-	-	-	-	-	-	
NCAA TOTALS			141	7961	312	12	2.35	73-52-11	.922	-	-	-	-	-	-	

LEFT **6'0"** **204 LBS**

SHOOTS **HEIGHT** **WEIGHT**

BORN: MAY 12, 1996 (25); MASSAPEQUA, NEW YORK
ACQUIRED: FROM COLUMBUS IN EXCHANGE FOR DEVIN SHORE, FEB. 24, 2020
DRAFTED: BY COLUMBUS IN THE FIRST ROUND (16TH OVERALL) OF THE 2014 NHL DRAFT



2020-21

- Split his sixth professional season between the Anaheim Ducks and San Diego...Earned 0-2=2 points in two games with the Gulls after being assigned to San Diego on long-term injury conditioning loan (LTICL) on Feb. 17...was limited to six appearances with Anaheim due to injuries.

CAREER

- In 2019-20 with Anaheim and Columbus, established career highs in scoring (7-16=23) and assists, and tied a career high in appearances (55, also 2017-18).
- Scored two goals (2-0=2), including his second career OT goal, in his Anaheim debut, Feb. 25. vs. EDM...became the 10th player in NHL history and the second Duck to score an OT goal in their first game with a franchise (also Jarrod Skalde, Dec. 12, 1993 vs. STL)...also became the fourth player in club history to score two goals in his Anaheim debut...his OT goal also marked his first career PPG.
- Established NHL career highs in goals (14) with Columbus in 2017-18 after recording 14-8=22 points in 55 games...among Blue Jackets rookies, ranked second in points, goals, assists and appearances...his 20.3 shooting percentage was the highest by a Columbus rookie in a single season and his 14 goals were fourth-most by a rookie in club history.
- Made his NHL debut with Columbus in 2015-16, Mar. 31, 2016 @ NYI...tallied his first point (assist), Apr. 2, 2016 @ CAR and scored his first career NHL goal (Thomas Greiss), Oct. 6, 2017 vs. NYI.
- Had 45-67=112 points and 72 PIM in 163 career AHL games with Cleveland (2016-19), Lake Erie (2015-16) and Springfield (2014-15)...won a Calder Cup championship with Lake Erie in 2016, scoring 4-4=8 points in 17 postseason games.

SEASON	TEAM	LEAGUE	REGULAR SEASON						PLAYOFFS				
			GP	G	A	PTS	PIM	+/-	GP	G	A	PTS	PIM
2012-13	USNTDP	U-18	38	10	12	22	12	-27	-	-	-	-	-
	USNTDP	U-17	56	20	27	47	20	-	-	-	-	-	
2013-14	USNTDP	U-18	25	14	25	39	21	+21	-	-	-	-	
	USNTDP	U-17	58	29	57	86	23	-	-	-	-	-	
2014-15	Plymouth	OHL	50	22	46	68	24	-17	-	-	-	-	
	Springfield	AHL	10	0	5	5	0	-7	-	-	-	-	
2015-16	Lake Erie	AHL	54	14	17	31	22	+12	17	4	4	8	4
	COLUMBUS	NHL	3	0	1	1	0	+1	-	-	-	-	
2016-17	Cleveland	AHL	63	18	29	47	24	-5	-	-	-	-	
	COLUMBUS	NHL	4	0	0	0	0	-3	1	0	0	0	0
2017-18	COLUMBUS	NHL	55	14	8	22	10	-8	3	0	0	0	0
	Cleveland	AHL	9	2	3	5	4	-4	-	-	-	-	
2018-19	COLUMBUS	NHL	8	1	0	1	0	0	-	-	-	-	
	Cleveland	AHL	27	11	13	24	22	-14	8	2	8	10	10
2019-20	COLUMBUS	NHL	46	5	13	18	22	-5	-	-	-	-	
	ANAHEIM	NHL	9	2	3	5	4	-2	-	-	-	-	
2020-21	ANAHEIM	NHL	6	0	0	0	0	0	-	-	-	-	
	San Diego	AHL	2	0	2	2	0	+2	-	-	-	-	
NHL TO-			131	22	25	47	36	-17	4	0	0	0	0
AHL TO-			165	45	69	114	72	-16	-	-	-	-	-



DANNY O'REGAN

RIGHT **5'9"** **176 LBS**

SHOOTS

HEIGHT

WEIGHT

BORN: JANUARY 30, 1994 (27); BERLIN, GERMANY
ACQUIRED: SIGNED BY ANAHEIM AS A FREE AGENT, JULY 29, 2021
DRAFTED: BY SAN JOSE IN THE FIFTH ROUND (138TH OVERALL) OF THE 2012 NHL DRAFT



CENTER

2020-21

- › Appeared in his fifth professional season, his first with Henderson...Recorded 16-21=37 points in 37 AHL games to pace the club in scoring and goals, and rank second in power-play goals (5), plus/minus (+16) and third in assists.
- › Set career highs in plus/minus (+16) and shooting percentage (27.1%).
- › Paced the Silver Knights in playoff scoring (3-3=6), and co-led in goals and assists, appearing in all five postseason contests.
- › Scored two goals, including the game-winning goal on the power play in the first round of playoffs, May 23 at San Jose.
- › Recorded his 200th career AHL point with an assist, Mar. 24 vs. Colorado.

CAREER

- › Recorded 1-4=5 points in 25 NHL contests with the San Jose Sharks (2016-18) and Buffalo Sabres (2018-19).
- › Named AHL Rookie of the Year in 2016-17 after recording 23-35=58 points with the San Jose Barracuda to lead the club in scoring and power-play goals (11), rank second in goals and third in assists...Named to AHL All-Rookie Team and an AHL All-Star.
- › Named to the Hockey East First All-Star Team in 2016.
- › Guided Boston University to a Hockey East Conference Championship in 2015, posting 2-2=4 points.
- › Named to the Hockey East Second All-Star Team in 2015.
- › Represented Team USA on multiple occasions, including the 2014 World Junior Championships and the 2012 U-18 World Juniors where he won a Gold Medal.
- › Son of former professional hockey player Tom O'Regan who recorded 5-12=17 points and 10 PIM in 61 NHL games with the Pittsburgh Penguins (1983-86).

REGULAR SEASON

PLAYOFFS

SEASON	TEAM	LEAGUE	REGULAR SEASON					PLAYOFFS					
			GP	G	A	PTS	PIM	+/-	GP	G	A	PTS	PIM
2012-13	Boston University	Hockey East	39	16	22	38	16	+2	-	-	-	-	-
2013-14	Boston University	Hockey East	35	10	12	22	14	-19	-	-	-	-	-
2014-15	Boston University	Hockey East	41	23	27	50	26	+40	-	-	-	-	-
2015-16	Boston University	Hockey East	39	17	27	44	16	+5	-	-	-	-	-
2016-17	SAN JOSE	NHL	3	1	0	1	0	-2	-	-	-	-	-
	San Jose	AHL	63	23	35	58	10	+6	15	4	3	7	6
2017-18	SAN JOSE	NHL	19	0	4	4	2	-3	-	-	-	-	-
	San Jose	AHL	31	7	18	25	12	-1	-	-	-	-	-
	BUFFALO	NHL	2	0	0	0	0	+1	-	-	-	-	-
	Rochester	AHL	18	6	9	15	4	-1	3	1	1	2	0
2018-19	BUFFALO	NHL	1	0	0	0	0	0	-	-	-	-	-
	Rochester	AHL	70	20	28	48	42	+4	3	0	0	0	2
2019-20	Hartford	AHL	62	11	27	38	24	+2	-	-	-	-	-
2020-21	Henderson	AHL	37	16	21	37	4	+16	5	3	3	6	2
NHL TO-			25	1	4	5	2	-4	-	-	-	-	-
AHL TO-			281	83	138	221	96	+26	3	1	2	3	4

GREG PATERYN

RIGHT

6'2"

221 LBS

SHOOTS

HEIGHT

WEIGHT

BORN: JUNE 205, 1990 (31); STERLING HEIGHTS, MICHIGAN
ACQUIRED: SIGNED AS A FREE AGENT, JULY 29, 2021
DRAFTED: BY TORONTO IN THE FIFTH ROUND (128TH OVERALL) OF THE 2008 NHL DRAFT



DEFENSEMAN

2020-21

- Split his sixth professional season between the Anaheim Ducks and San Diego...Earned 0-2=2 points in two games with the Gulls after being assigned to San Diego on long-term injury conditioning loan (LTICL) on Feb. 17...was limited to six appearances with Anaheim due to injuries.

CAREER

- Has appeared in 280 NHL games with Montreal, Dallas, Minnesota, Colorado, and San Jose, earning 4-38=42 points with 168 PIM...added 0-3=3 points in in seven career Stanley Cup Playoff games with Montreal.
- Made his NHL debut Mar. 9, 2013 with MTL @ TBL...notched his first career NHL point (assist) on Feb. 27, 2016 vs. TOR...scored his first NHL goal on Mar. 16 2016 vs. BUF.
- Scored 28-36=64 points with 162 PIM in 175 career AHL games with Hamilton, St. John's, Iowa, Colorado, and San Jose... registered 15-19=34 points in 68 games in 2013-14, leading Hamilton defensemen in goals and points, co-leading in plus/minus (+4) and ranking second in assists.

SEASON	TEAM	LEAGUE	REGULAR SEASON						PLAYOFFS				
			GP	G	A	PTS	PIM	+/-	GP	G	A	PTS	PIM
2008-09	Univ. of Michigan	CCHA	28	0	5	5	34	+5	-	-	-	-	-
2009-10	Univ. of Michigan	CCHA	33	1	5	6	18	+8	-	-	-	-	-
2010-11	Univ. of Michigan	CCHA	40	4	14	17	28	+15	-	-	-	-	-
2011-12	Univ. of Mich-	CCHA	41	2	13	15	65	+16	-	-	-	-	-
2012-13	MONTREAL	NHL	3	0	0	0	0	0	-	-	-	-	-
	Hamilton	AHL	39	7	5	12	27	-12	-	-	-	-	-
2013-14	Hamilton	AHL	68	15	19	34	67	+4	-	-	-	-	-
2014-15	MONTREAL	NHL	17	0	0	0	6	0	7	0	3	3	0
	Hamilton	AHL	53	3	12	15	56	-1	-	-	-	-	-
2015-16	MONTREAL	NHL	38	1	6	7	49	-8	-	-	-	-	-
	St. John's	AHL	3	0	0	0	0	-6	-	-	-	-	-
2016-17	MONTREAL	NHL	24	1	5	6	4	+1	-	-	-	-	-
	DALLAS	NHL	12	0	3	3	6	-2	-	-	-	-	-
2017-18	DALLAS	NHL	73	1	12	13	50	+6	-	-	-	-	-
2018-19	MINNESOTA	NHL	80	1	6	7	41	-11	-	-	-	-	-
2019-20	MINNESOTA	NHL	20	0	3	3	6	+1	-	-	-	-	-
	Iowa Wild	AHL	1	0	0	0	2	-1	-	-	-	-	-
2020-21	MINNESOTA	NHL	3	0	2	2	0	+1	-	-	-	-	-
	COLORADO	NHL	8	0	0	0	4	-2	-	-	-	-	-
	Colorado	AHL	10	3	0	3	10	-5	-	-	-	-	-
	SAN JOSE	NHL	2	0	1	1	2	+1	-	-	-	-	-
San Jose	AHL	1	0	0	0	0	+1	-	-	-	-	-	
NHL TOTALS			131	22	25	47	36	-17	4	0	0	0	0
AHL TOTALS			165	45	69	114	72	-16	-	-	-	-	-
NCAA TO-			142	6	37	43	145	+44	-	-	-	-	-



JACOB PERREULT

RIGHT

6'0"

193 LBS

SHOOTS

HEIGHT

WEIGHT

BORN: APR. 15, 2002 (19); MONTREAL, QUEBEC

DRAFTED: BY ANAHEIM IN THE FIRST ROUND (27TH OVERALL) OF THE 2020 NHL DRAFT



RIGHT WING

2020-21

- › Appeared in his first career AHL season...Recorded 3-14=17 points with 29 PIM in 23 games.
- › Ranked second among San Diego rookies in assists (14) and power-play assists (4).
- › Concluded the 2020-21 regular season with 2-11=13 points in his final 16 games.
- › Collected three assists in his first career three-point game (0-3=3), Apr. 9 at Tucson.
- › Collected 1-1=2 points for his first career multi-point game, Apr. 3 vs. San Jose.
- › Scored his first AHL goal, becoming the second youngest player and youngest forward in Gulls history to score (18 years, 313 days), Feb. 17 vs. Bakersfield.

CAREER

- › Totaled 69-56=125 points in 120 career OHL games...Also appeared in four OHL playoff games, posting 1-1=2 points.
- › In 2019-20, his second junior season with the Sarnia Sting (OHL), posted 39-31=70 points in 57 games to lead Sarnia in goals and power-play goals (15), and rank second in points...Ranked fifth in the OHL in PPG and tied for 10th in goals.
- › Was named to the OHL First All-Rookie Team in 2018-19 after scoring 30-25=55 points in 63 games with Sarnia...Became the fifth 16-year-old rookie to reach the 30-goal mark since 2009-10 (Cole Perfetti, Matt Puempel, Alex Galchenyuk, Arthur Kaliyev).
- › Ranked second in goals, tied for second in PPG (7) and GWG (5) and fourth in scoring among OHL rookies in 2018-19.
- › His father, Yanic, played 15 years in the NHL, scoring 247-269=516 points in 859 career games with Toronto, Los Angeles, Montreal, Nashville, Phoenix and Chicago from 1993-2008.
- › Was selected for the 2019 Canadian U-17 Hockey Challenge, where he recorded 2-0=2 points in six games.

SEASON	TEAM	LEAGUE	REGULAR SEASON						PLAYOFFS				
			GP	G	A	PTS	PIM	+/-	GP	G	A	PTS	PIM
2018-19	Sarnia	OHL	63	30	25	55	54	+1	4	1	1	2	2
2019-20	Sarnia	OHL	57	39	31	70	40	-34	-	-	-	-	-
2020-21	San Diego	AHL	27	3	14	17	29	-11	-	-	-	-	-
NHL TO-			27	3	14	17	29	-11	-	-	-	-	-
OHL TO-			120	69	56	125	94	-33	-	-	-	-	-

GREG PRINTZ

LEFT **6'2"** **223 LBS**
SHOOTS **HEIGHT** **WEIGHT**
BORN: MAY 4, 1998 (23); FAIRFAX, VIRGINIA
ACQUIRED: SIGNED BY SAN DIEGO TO A ONE-YEAR CONTRACT, AUG. 5, 2021
DRAFTED: NOT DRAFTED



LEFT WING

2020-21

- › Split 2020-21 between San Diego (AHL) and Providence College (Hockey East)...had 1-2=3 points and 12 PIM in 13 AHL games with the Gulls.
- › Scored his first professional goal with a career-high four shots, May 5 @ ONT.
- › Recorded his first professional point (assist) with a +1 rating, Apr. 21 @ S.J.
- › Signed by San Diego to a professional tryout (PTO), Apr. 4...Made his professional debut, Apr. 9 @ TUC.
- › cored 6-9=15 points with 12 PIM in 25 games while serving as captain during his senior season with Providence College... ranked tied for third among team leaders in scoring.

CAREER

- › Appeared in each contest (101 consecutive games) for the Friars for three straight seasons (2018-19 through 2020-21).
- › Recorded 36-34=70 points with a +11 rating and 93 PIM in 133 career NCAA games with Providence...also scored 10-14=24 points with a +8 rating and 56 PIM in 48 career USHL games with the U.S. National Team Development Program, Chicago Steel and Omaha Lancers from 2015-17.

SEASON	TEAM	LEAGUE	REGULAR SEASON						PLAYOFFS				
			GP	G	A	PTS	PIM	+/-	GP	G	A	PTS	PIM
2017-18	Providence	Hockey East	32	4	6	10	26	+1	-	-	-	-	-
2018-19	Providence	Hockey East	42	11	7	18	34	+6	-	-	-	-	-
2019-20	Providence	Hockey East	34	15	12	27	21	+8	-	-	-	-	-
2020-21	Providence	Hockey East	25	6	9	15	12	-4	-	-	-	-	-
	San Diego	AHL	13	1	2	3	12	-4	-	-	-	-	-
NHL TO-			13	1	2	3	12	-4	-	-	-	-	-
NCAA TOTALS			133	36	34	70	93	+11	-	-	-	-	-



BROGAN RAFFERTY

RIGHT

6'1"

200 LBS

SHOOTS

HEIGHT

WEIGHT

BORN: MAY 28, 1995 (26); WEST DUNDEE, ILLINOIS

ACQUIRED: SIGNED BY ANAHEIM AS A FREE AGENT, JULY 29, 2021

DRAFTED: NOT DRAFTED



DEFENSEMAN

2020-21

- › Appeared in his second professional season with the Vancouver Canucks, appearing in one game...recorded his first NHL point (assist) Jan. 21 vs. Montreal.

CAREER

- › Made his NHL debut with Vancouver Apr. 4, 2019 vs. Nashville going scoreless with 12:03 time on ice.
- › Registered 7-38=45 points with a +17 rating and 12 PIM during his first professional season with Utica, leading the Comets in assists and ranking second on the club in plus/minus, fourth in shots (115) and fifth in points...Represented Utica at the 2020 AHL All-Star Classic.
- › Was named to the 2019-20 AHL All-Rookie Team after placing third among all AHL defensemen in scoring with 7-38=45 points while leading AHL rookies in assists and ranking fourth in power play scoring with 3-17=20 points.
- › Recorded 10-55=65 points with 100 PIM in 116 NCAA games with Quinnipiac from 2016-1019...also scored 2-26=28 points and 30 PIM with the Bloomington Thunder of the USHL in 2015-16, ranking second among club blueliners in points and assists.

SEASON	TEAM	LEAGUE	REGULAR SEASON							PLAYOFFS				
			GP	G	A	PTS	PIM	+/-	GP	G	A	PTS	PIM	
2015-16	Bloomington	USHL	60	2	26	28	30	-1	10	3	6	9	4	
2016-17	Quinnipiac	ECAC	40	2	22	24	18	-6	-	-	-	-	-	
2017-18	Quinnipiac	ECAC	38	4	13	17	22	0	-	-	-	-	-	
2018-19	Quinnipiac	ECAC	38	4	20	24	60	0	-	-	-	-	-	
	VANCOUVER	NHL	2	0	0	0	0	-1	-	-	-	-	-	
2019-20	Utica	AHL	57	7	38	45	12	+17	-	-	-	-	-	
2020-21	VANCOUVER	NHL	1	0	1	1	0	-1	-	-	-	-	-	
NHL TOTALS			3	0	1	1	0	-2	-	-	-	-	-	
NCAA TO-			116	10	55	65	100	-6	-	-	-	-	-	

BUDDY ROBINSON

RIGHT

6'6"

227 LBS

SHOOTS


HEIGHT

WEIGHT

BORN: SEPTEMBER 30, 1991 (29); BELLMAWR, NEW JERSEY

ACQUIRED: SIGNED AS A FREE AGENT, JULY 29, 2021

DRAFTED: NOT DRAFTED



RIGHT WING

2020-21

- › Appeared in his ninth professional season and second with the Calgary Flames, appearing in nine games.

CAREER

- › Collected 116-134=250 points with 438 penalty minutes (PIM) in 462 career AHL games with Stockton (2018-2020), Manitoba (2017-18), San Jose (2017) and Binghamton (2013-2017)...has also made four trips to the Calder Cup Playoffs, earning 5-8=13 points with 35 PIM in 28 preseason contests.
- › Set career highs in goals (25), assists (28) and points (53) with Manitoba in 2017-18
- › Made his NHL debut with Ottawa, going scoreless on Apr. 5, 2016 vs. Pittsburgh...scored his first career goal the following game on Apr. 7, 2016 v s. Florida.
- › Recorded 2-1=3 points with a +2 rating and 13 PIM in 21 career NHL games with Ottawa and Calgary

SEASON	TEAM	LEAGUE	REGULAR SEASON							PLAYOFFS				
			GP	G	A	PTS	PIM	+/-	GP	G	A	PTS	PIM	
2011-12	Lake Superior	NCAA	39	5	5	10	37	+1	-	-	-	-	-	
2012-13	Lake Superior	NCAA	38	8	8	16	48	-10	-	-	-	-	-	
	Binghamton	AHL	6	2	2	4	8	+2	2	0	0	0	0	
2013-14	Binghamton	AHL	69	15	16	31	49	+23	4	0	0	0	4	
	Elmira	ECHL	1	0	0	0	0	-1	-	-	-	-	-	
2014-15	Binghamton	AHL	75	12	22	34	69	+12	-	-	-	-	-	
2015-16	Binghamton	AHL	62	13	10	23	66	-2	-	-	-	-	-	
	Ottawa	NHL	3	1	1	2	4	+2	-	-	-	-	-	
2016-17	Binghamton	AHL	33	7	5	12	18	+4	-	-	-	-	-	
	Ottawa	NHL	4	0	0	0	2	0	-	-	-	-	-	
	San Jose	AHL	33	10	9	19	53	+5	15	4	5	9	12	
2017-18	Manitoba	AHL	74	25	28	53	64	+17	7	1	3	4	19	
2018-19	Stockton	AHL	65	14	28	42	51	+10	-	-	-	-	-	
2019-20	Stockton	AHL	45	18	14	32	60	+9	-	-	-	-	-	
	Calgary	NHL	5	1	0	1	7	0	1	0	0	0	0	
2020-21	Calgary	NHL	9	0	0	0	0	0	-	-	-	-	-	
NHL TO-			21	2	1	3	13	+2	1	1	0	0	0	
AHL TO-			462	116	134	250	438	+80	28	5	8	13	35	
NCAA TOTALS			77	13	13	26	85	-9	-	-	-	-	-	



BRAYDEN TRACEY

LEFT

6'0"

186 LBS

SHOOTS

HEIGHT

WEIGHT

BORN: MAY 28, 2001 (20); CALGARY, ALBERTA

DRAFTED: BY ANAHEIM IN THE FIRST ROUND (29TH OVERALL) OF THE 2019 NHL DRAFT



LEFT WING

2020-21

- › Split his first professional season between San Diego and the Victoria Royals of the WHL.
- › Appeared in 12 games with the Gulls before rejoining Victoria for the start of the WHL season.
- › Led the Royals in scoring (9-12=21) and power-play points (6-6=12) and power-play goals, appearing in all 22 games with the club...Co-led in goals and game-winning goals (1), and ranked second in assists.
- › Recorded a season-high 2-1=3 points, including the game-winning goal in overtime, Apr. 6 at Prince George.

CAREER

- › Collected 67-98=165 points in 145 career WHL games...also appeared in four career WHL playoff games, posting one assist.
- › Was one of just nine WHL skaters in 2019-20 to average more than 1.00 points-per-game (1.17) and 1.00 PIM-per-game (1.23).
- › Was named the 2018-19 Jim Piggott Trophy as the WHL Rookie of the Year after pacing league rookies in points (36-45=81), goals, game-winning goals (11), power-play goals (12), assists, power-play assists (15) and plus/minus (+33).
- › Represented Canada at the 2018 U-18 World Championships, registering 4-3=7 points in seven tournament games...also earned silver with Canada at the 2017 World Hockey Challenge.

SEASON	TEAM	LEAGUE	REGULAR SEASON						PLAYOFFS				
			GP	G	A	PTS	PIM	+/-	GP	G	A	PTS	PIM
2017-18	Moose Jaw	WHL	5	0	0	2	0	+2	2	0	0	0	0
2018-19	Moose Jaw	WHL	66	36	45	81	28	+33	2	0	1	1	4
2019-20	Moose Jaw	WHL	28	15	23	38	39	-11	-	-	-	-	-
	Victoria	WHL	24	7	16	23	25	-5	-	-	-	-	-
2020-21	Victoria	WHL	28	9	12	21	24	-9	-	-	-	-	-
	San Diego	AHL	12	0	0	0	4	-2	-	-	-	-	-
AHL TOTALS			12	0	0	0	4	-2	-	-	-	-	-
WHL TOTALS			145	67	98	165	116	+10	4	0	1	1	4

2021-22 PLAYER PERSONNEL

FORWARDS (16)

No.	NAME	HT	WT	POS	S	BIRTHPLACE	BIRTHDATE	2020-21 CLUB	ACQUIRED
15	Morgan Adams-Moisan	6-1	216	RW	R	La Tuque, Quebec	February 6, 1997	Fort Wayne (ECHL)	Free Agent
38	Jack Badini	6-0	202	C	L	Old Greenwich, Connecticut	January 19, 1998	San Diego (AHL) Tulsa (ECHL)	ANA 3rd rd., 91st in 2017
25	Sam Carrick	6-0	200	C	R	Markham, Ontario	February 4, 1992	Anaheim (NHL) San Diego (AHL)	FA (TOR 5th rd., 144th in 2010)
36	Hunter Drew	6-2	206	RW	R	Kingston, Ontario	October 21, 1998	San Diego (AHL) Banska Bystrica (Slovakia)	ANA 6th rd., 178th in 2018
28	Max Golod	6-0	182	LW	L	Concord, Ontario	August 18, 2000	San Diego (AHL) Tulsa (ECHL)	Free Agent
24	Benoit-Olivier Groulx	6-2	200	C	L	Gatineau, Quebec	February 6, 2000	San Diego (AHL)	ANA 2nd rd., 54th in 2018
16	Bryce Kindopp	6-1	191	RW	R	Lloydminster, Alberta	June 14, 1999	San Diego (AHL) Tulsa (ECHL)	Free Agent
19	Vinni Lettieri	5-9	172	C	R	Excelsior, Minnesota	February 6, 1995	Anaheim (NHL) San Diego (AHL)	Free Agent
12	Alex Limoges	6-0	207	LW	L	Winchester, Virginia	September 16, 1997	San Diego (AHL) Penn State (Big Ten)	Free Agent
43	Vincent Marleau	6-2	197	RW	R	Chateauguay, Quebec	July 5, 1999	Tulsa (ECHL)	Free Agent
18	Sonny Milano	6-0	204	LW	L	Massapequa, New York	May 12, 1996	Anaheim (NHL) San Diego (AHL)	Trade (CBJ 1st rd., 16th in 2014)
14	Danny O'Regan	5-9	176	C	R	Berlin, Germany	January 30, 1994	Henderson (AHL)	FA (SJS 5th rd., 138th in 2012)
11	Jacob Perreault	6-0	193	RW	R	Montreal, Quebec	April 15, 2002	San Diego (AHL)	ANA 1st rd., 27th in 2020
17	Greg Printz	6-2	223	LW	R	Fairfax, Virginia	May 4, 1998	San Diego (AHL) Providence (H-East)	Free Agent
10	Buddy Robinson	6-6	227	RW	R	Bellmaw, New Jersey	September 30, 1991	Calgary (NHL)	Free Agent
7	Brayden Tracey	6-0	186	LW	L	Calgary, Alberta	May 28, 2001	San Diego (AHL) Victoria (WHL)	ANA 1st rd., 29th in 2019

DEFENSEMEN (10)

No.	NAME	HT	WT	POS	S	BIRTHPLACE	BIRTHDATE	2020-21 CLUB	ACQUIRED
29	Axel Andersson	6-1	192	D	R	Jarna, Sweden	February 10, 2000	San Diego (AHL) Sodertalje (Sweden-1)	Trade (BOS 2nd rd., 57th in 2018)
5	Simon Benoit	6-3	203	D	L	Laval, Quebec	September 19, 1998	Anaheim (NHL) San Diego (AHL)	Free Agent
39	Nikolas Brouillard	5-11	168	D	L	St. Hilaire, Quebec	February 7, 1995	San Diego (AHL)	Free Agent
44	Trevor Carrick	6-2	204	D	L	Stouffville, Ontario	July 4, 1994	San Diego (AHL) San Jose (AHL)	Trade (CAR 4th rd., 115th in 2012)
4	Kodie Curran	6-1	185	D	L	Calgary, Alberta	December 18, 1989	San Diego (AHL)	Free Agent
45	Brendan Guhle	6-2	190	D	L	Edmonton, Alberta	July 29, 1997	San Diego (AHL)	Trade (BUF 2nd rd., 51st in 2015)
34	Jacob Larsson	6-3	202	D	L	Ljungby, Sweden	April 29, 1997	Anaheim (NHL)	ANA 1st rd., 27th in 2015
6	Josh Mahura	6-0	185	D	L	St. Albert, Alberta	May 5, 1998	Anaheim (NHL) San Diego (AHL)	ANA 3rd rd., 85th in 2016
2	Greg Pateryn	6-2	221	D	R	Sterling Heights, MI	June 20, 1990	San Jose (NHL) Colorado (NHL) Minnesota (NHL)	(TOR 5th rd., 128th in 2008)
3	Brogan Rafferty	6-1	200	D	R	West Dundee, Illinois	May 28, 1995	San Jose (AHL) Colorado (AHL) Vancouver (NHL)	Free Agent

GOALTENDERS (5)

No.	NAME	HT	WT	C	BIRTHPLACE	BIRTHDATE	2020-21 CLUB	ACQUIRED
1	Lukas Dostal	6-1	192	L	Brno, Czech Republic	June 22, 2000	San Diego (AHL)	ANA 3rd rd., 85th in 2018 Ilves Tampere (Finland)
33	Roman Durny	6-2	229	R	Liptovsky Mikulas, Slovakia	May 28, 1998	Tulsa (ECHL)	ANA 5th rd., 147th in 2018 Bratislava (Slovakia)
31	Olle Eriksson Ek	6-3	210	L	Karlstad, Sweden	June 22, 1999	San Diego (AHL)	ANA 5th rd., 153rd in 2017 Tulsa (ECHL)
30	Jeff Glass	6-3	213	L	Calgary, Alberta	November 19, 1985	San Diego (AHL)	Free Agent
35	Francis Marotte	6-1	196	L	Longueuil, Quebec	May 1, 1995	Bridgeport (AHL)	Free Agent Allen (ECHL)



SCOTT HOWSON

PRESIDENT & CHIEF EXECUTIVE OFFICER
AMERICAN HOCKEY LEAGUE



Dear Fans,

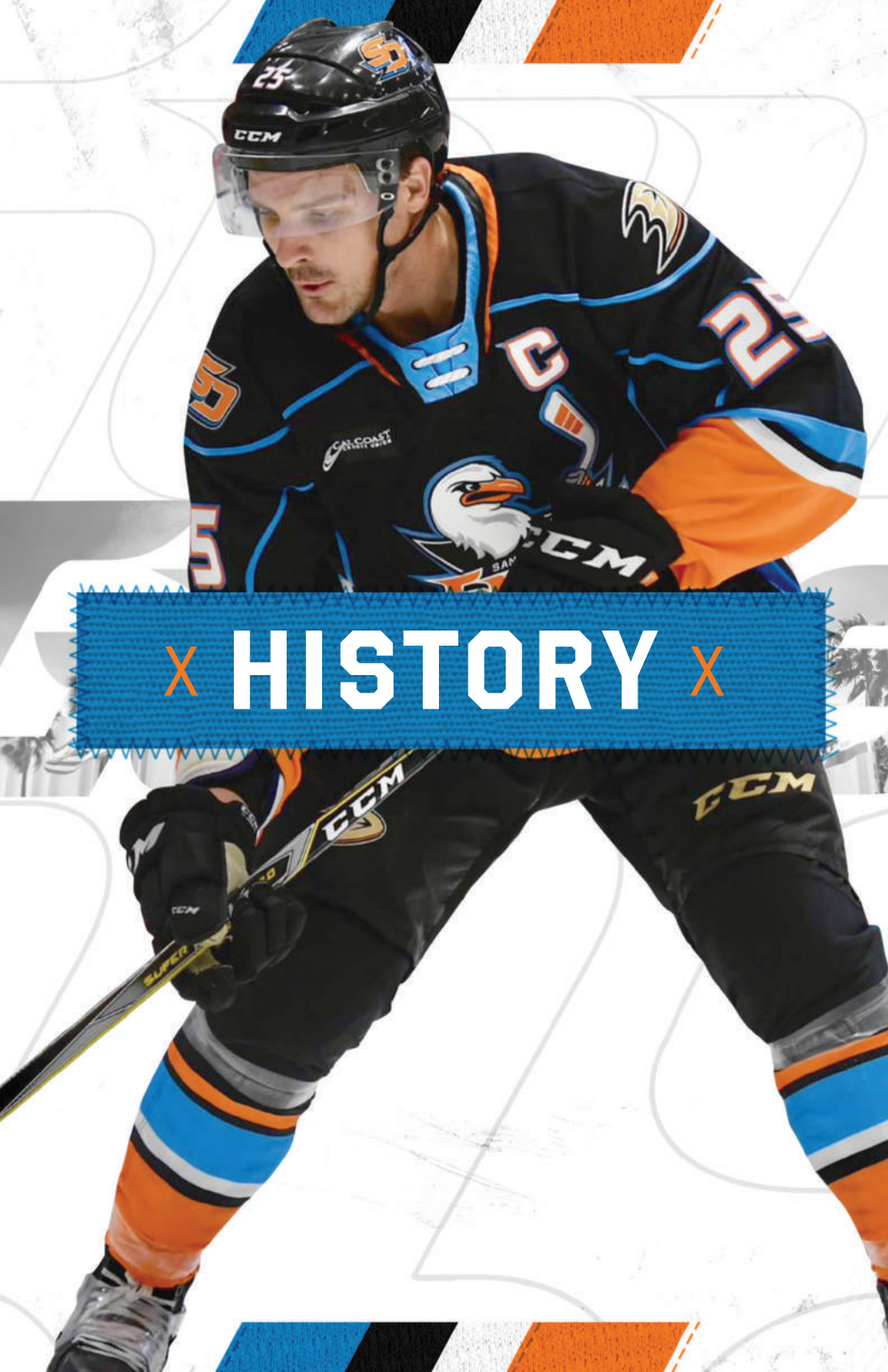
It is my pleasure to welcome you to the 2021-22 American Hockey League season, the latest chapter in a tradition of excellence that can be traced back more than eight decades.

We're thrilled to have 31 teams back on the ice this fall, and we're especially excited to have our passionate fans back to cheer on our players inside arenas across North America. Our clubs remain dedicated to ensuring everyone's health and safety, allowing us to continue our role as the top development league for nearly all of the players, coaches, executives, trainers, broadcasters and officials in the National Hockey League today.

On behalf of all of our teams across the United States and Canada, thank you for your continuing support of the AHL, and I will see you at the rink.

Sincerely,

SCOTT HOWSON
PRESIDENT & CEO | AMERICAN HOCKEY LEAGUE



X HISTORY X



2020-21 SAN DIEGO GULLS



TOP ROW (L-R): Jacob Perreault, Maxim Golod, Trevor Zegras, Alex Limoges, Beniot Olivier Groulx, Bryce Kindopp, Greg Printz, Hunter Drew, Axel Andersson, Jack Badini, Nikolas Brouillard, Jamie Drysdale, **MIDDLE ROW (L-R):** Ryan Tall, Alf Tejada, Joey Guilmet, Alex Dosti, Vinni Lettieri, Jeremy Roy, Trevor Carrick, Simon Benoit, Keegan Kanzig, Jamie Devane, Brendan Guhle, Kodie Curran, Josh Mahura, Andrew Poturalski, Matt Lorito, Ryan Ledwon, Justus Schafer, Colin Reddin, **BOTTOM ROW (L-R):** Olle Eriksson Ek, Jeff Glass, Austin Violette, David Urquhart, Sylvain Lefebvre, Kevin Dineen, Andrew Agozzino, Sam Carrick, Keegan Lowe, Chase De Leo, Todd Marchant, Bob Ferguson, Jillian Reddin, Jeff Goduti, Lukas Dostal

POSTSEASON NOTES IN PLAYOFF SECTION

HIGH OCTANE OFFENSE:

San Diego enjoyed offensive success this season, leading the AHL in total goals scored (153) and total power-play goals (35). By period, the Gulls co-lead in the AHL in first period goals (45), ranked second in second period goals (49) and led in third period goals (51). San Diego scored 20 goals over the span of three games, Mar. 31 (7-2), Apr. 3 (7-3) and Apr. 4 (6-4), marking the first time in team history that the Gulls scored 6+ goals in three consecutive games.

SPECIAL, SPECIAL TEAMS:

San Diego ranks third in the AHL in the penalty kill (150-for-177, 84.7%), and seventh on the power play (34-for-171, 19.9%). The Gulls are one of just three AHL clubs to rank in the top ten on both special teams units (also Bellville, Colorado). San Diego has scored multiple power-play goals in a game ten times this season, the most in the AHL. The Gulls have also killed 12 of their opponents last 13 power play opportunities (92.3%).

POWERED BY POTS:

Gulls right wing **Andrew Poturalski** won the John B. Sollenberger trophy as the American Hockey League's top point-getter (9-34=43). Poturalski recorded his 200th career AHL point with an assist on **Sam Carrick's** goal, Mar. 21 at Tucson. The second-year Gull also paced the AHL in assists and multi-point games (13) and ranked tied for second in power-play assists (12). Signed by Anaheim to a one-year contract extension on Oct. 10, 2020, Poturalski posted two career-tying three-assist performances (1-3=4, Feb. 20 vs. COL; 0-3=3, Mar. 3 @ ONT) and has multi-point efforts in eight of his last 19 games (5-15=20).

HOME SWEET HOME (ICE):

With a 15-6-1-0 record on home ice, San Diego paced the AHL in home wins, home points (31) and goals scored at home (82). The Gulls recorded the 100th victory on home ice in club history on Feb. 13 vs. COL. San Diego leads the Pacific Division in all-time home wins (111), points (236) and point percentage (.637, min. two seasons).

YOUNG BACKSTOPS:

First-year netminders **Lukas Dostal** and **Olle Eriksson Ek** have found their way atop the rookie goaltending leaderboards. Dostal, who owned a career-high and rookie club record eight-game win streak (8-0-0-0) from Mar. 31-Apr. 30, ranks second among AHL goaltenders in saves (745), second in wins (15) and fourth in SV% (.916). Eriksson Ek ranked tied for fourth among rookie goaltenders in wins (8) and sixth in GAA (3.14) and SV% (.901). The tandem became the two youngest goaltenders in Gulls history to post a win with the club, Dostal is the youngest (20 years, 233 days) with a win on Feb. 5 vs. Bakersfield and Eriksson Ek the second-youngest after his win on Mar. 6 vs. San Jose.

MR. 300:

With San Diego's win over Colorado on Feb. 13, Gulls Head Coach **Kevin Dineen** became the 22nd head coach in AHL history to reach 300 career wins. In 553 AHL games as a head coach, Dineen has a 305-183-33-35 record with San Diego (2019-present) and Portland (2005-11). Dineen leads Anaheim's primary affiliate head coaches in wins (191), points (420) and point percentage (.616). Dineen has led San Diego to a 56-36-7-2 record in 101 games as head coach.

2020-21 SAN DIEGO GULLS

ROOKIES REWARDED:

Two Gulls rookies were selected for league-wide awards this season. On Feb. 8, **Trevor Zegras** was named CCM/AHL Player of the Week after earning 2-3=5 points in his first two career AHL games. On Mar. 1, Gulls defenseman **Jamie Drysdale** was named CCM/AHL Rookie of the Month for February. Drysdale posted 4-5=9 points in his first 10 career AHL games, pacing league blueliners in goals and ranking second in scoring for the month. Selected by the Anaheim Ducks in the first round (sixth overall), Drysdale earned a goal and an assist in his second professional game on Feb. 6, becoming the youngest player in Gulls history to score a goal (18 years, 9 months, 28 days). Drysdale becomes the third Gull to be selected Rookie of the Month, joining Max Comtois (Feb. 2020) and Brandon Montour (Nov. 2015).

STREAKING:

The Gulls held multiple winning streaks over the 2020-21 season. San Diego owned a seven-game win streak from Mar. 21 to Apr. 4 (7-0-0-0), marking a season high and was one game shy of matching the club's record of eight games (set three times: Dec. 27, 2018-Jan. 12, 2019, Jan. 26-Feb. 17, 2018 and Nov. 11-Dec. 2, 2016). The Gulls' winning ways started at the beginning of the season when they matched a club record with seven consecutive home wins (7-0-0-0), which is tied for the second longest among AHL teams this season.

CAPTAIN CARRICK:

Gulls captain **Sam Carrick** reached three prominent milestones early in the 2020-21 season. With an assist on Maxim Golod's game-winning goal on Mar. 24 @ONT, Carrick recorded his 300th

career AHL point (132-168=300). With his goal vs. Colorado on Feb. 13, Carrick became the club's all-time leading scorer, surpassing Tropp (64-93=157). On Apr. 21, Carrick appeared in his 216th game with San Diego, tying former Gulls captain Jaycob Megna for the lead on the Gulls all-time games played list. Carrick owns 85-95=180 points in 216 career games played with San Diego. Carrick was recalled by the Anaheim Ducks on Apr. 4 and earned five points (2-4=6) and a +4 rating in 12 appearances with the NHL club this season.

HOME AWAY FROM HOME:

The Gulls played home games during the 2020-21 season at FivePoint Arena at Great Park Ice in Irvine, Calif. to ensure all players within the Anaheim Ducks organization were in one location under the same health protocols. The Gulls remain committed to San Diego long-term and will return to Pechanga Arena San Diego as soon as it is feasible for the organization and deemed safe by local and state health officials to welcome back fans to the arena.

IRONMEN:

Two Gulls skaters, **Andrew Poturalski** and **Keegan Lowe**, appeared in all 44 regular season games this season, co-leading the American Hockey League in games played. Poturalski, who won the John B. Sollenberger Trophy as the AHL's top point-getter, led San Diego in scoring, assists and power-play assists and ranked second in shots (102) and power-play points (1-13=14). Lowe, who signed a one-year contract with San Diego in January, led Gulls defensemen in game-winning goals (2) and shorthanded points (0-1=1) and ranked second in penalty minutes (33).





2020-21 GAME-BY-GAME

#	Date	Team	W-L-OT	Record	GF-GA	Scorers	W Goal	PP	PK	SF-SA	W-L Gtldr.
1	2/5/2021	Bakersfield Condors	W	1-0-0-0	4-1	13,7,23,18	7	0-3	1-1	31-30	1/33
2	2/6/2021	Bakersfield Condors	W	2-0-0-0	4-3	7,17,25,13p	13	1-4	4-4	24-43	1/33
3	2/10/2021	Ontario Reign	W	3-0-0-0	2-1	6,4	4	0-6	6-6	27-41	1/31
4	2/13/2021	Colorado Eagles	W	4-0-0-0	3-2	25p,19p,19	19	2-5	3-4	38-33	41/42
5	2/14/2021	Colorado Eagles	W*	5-0-0-0	3-2	26p,22,17	17*	1-5	6-6	29-45	1/31
6	2/17/2021	Bakersfield Condors	W	6-0-0-0	4-3	24,11,44,19	19	0-2	3-3	34-40	1/34
7	2/19/2021	Bakersfield Condors	L	0-1-0-0	1-5	25	5	0-3	2-3	23-38	34/1
8	2/20/2021	Colorado Eagles	W	7-0-0-0	7-3	19,23,13,22,19,13,17	22	0-3	4-5	40-39	41/31
9	2/24/2021	Henderson Silver Knights	L	0-2-0-0	2-4	16,24s	8	0-2	6-7	19-32	35/1
10	2/26/2021	Henderson Silver Knights	L	0-3-0-0	2-3	7p,17	38	1-7	5-6	31-29	35/1
11	2/27/2021	Henderson Silver Knights	L	0-4-0-0	2-4	26p,16	62	1-6	5-6	33-38	35/30
12	3/3/2021	Ontario Reign	W*	1-4-0-0	5-4	24,7,26p,25p,7p	7*	3-3	4-4	30-41	41/1
13	3/5/2021	San Jose Barracuda	L	7-1-0-0	1-5	26	89	0-3	2-4	17-32	1/1
14	3/6/2021	San Jose Barracuda	W*	8-1-0-0	3-2	36,24,26	26*	0-1	2-3	26-41	31/1
15	3/9/2021	San Jose Barracuda	L	1-5-0-0	2-4	23p,25p	89	2-5	4-4	27-25	1/1
16	3/10/2021	Bakersfield Condors	L	1-6-0-0	1-3	36	29	0-3	3-3	33-33	34/1
17	3/13/2021	Tucson Roadrunners	L	8-2-0-0	1-4	22	27	0-7	5-6	17-43	40/1
18	3/14/2021	Henderson Silver Knights	L	8-3-0-0	2-3	22,25	4	0-4	2-3	50-27	35/31
19	3/20/2021	Tucson Roadrunners	L	1-7-0-0	2-6	24,7p	16	1-4	4-4	42-29	40/30
20	3/21/2021	Tucson Roadrunners	W	2-7-0-0	4-2	25,25,6,24	6	0-2	2-4	38-29	31/50
21	3/24/2021	Ontario Reign	W	3-7-0-0	5-3	32,22,25,28,14	28	0-2	2-2	33-17	31/35
22	3/26/2021	Bakersfield Condors	W	9-3-0-0	4-1	6p,7,39p,39	7	2-5	3-4	28-24	31/34
23	3/27/2021	Tucson Roadrunners	W	10-3-0-0	2-1	36,18	18	0-4	2-3	29-26	31/40
24	3/31/2021	Ontario Reign	W	11-3-0-0	7-2	19p,7,25p,26,16s,25,16	25	2-7	6-6	41-35	1/31
25	4/3/2021	San Jose Barracuda	W	12-3-0-0	7-3	18,25,7p,4,23p,26,11	4	3-6	4-4	28-34	31/32
26	4/4/2021	Ontario Reign	W	4-7-0-0	6-4	11,19,12,23p,36,22	36	1-5	2-3	21-29	1/1
27	4/7/2021	Ontario Reign	L	12-4-0-0	2-4	6,6	23	0-7	4-5	18-26	35/31
28	4/9/2021	Tucson Roadrunners	W	5-7-0-0	8-6	26p,4,18,13,4,26,19,18	19	1-4	5-8	34-52	1/40
29	4/10/2021	Tucson Roadrunners	L	5-8-0-0	1-4	24	8	0-1	2-3	28-39	30/31
30	4/13/2021	Ontario Reign	W	13-4-0-0	7-4	13p,7p,24s,16,7p,13,22	7	3-7	6-6	25-39	1/35
31	4/15/2021	Ontario Reign	W	6-8-0-0	2-1	13,19p	19*	1-3	5-6	24-38	1/35
32	4/17/2021	Bakersfield Condors	L	6-9-0-0	1-5	7	27	0-3	1-1	23-39	34/31
33	4/20/2021	San Jose Barracuda	W	7-9-0-0	5-1	22,12,25,12p,29p	12	2-3	4-4	22-40	1/1
34	4/21/2021	San Jose Barracuda	W	8-9-0-0	6-2	29,19,5,26,25,13	5	0-1	2-2	37-37	31/34
35	4/24/2021	Henderson Silver Knights	W	14-4-0-0	4-1	26p,19p,24,24	19	2-6	4-5	36-24	1/30
36	4/25/2021	Henderson Silver Knights	L*	14-4-1-0	4-5	26p,13,19,12	16	1-3	3-3	28-44	30/31
37	4/30/2021	Tucson Roadrunners	W	15-4-1-0	5-3	19,12,16,16s,36	16	0-7	3-4	33-28	1/50
38	5/1/2021	Tucson Roadrunners	L	15-5-1-0	2-9	12,12	51	0-4	1-4	49-41	50/31
39	5/5/2021	Ontario Reign	L	8-10-0-0	4-6	18,14,36,7p	21	1-2	2-2	37-25	35/1
40	5/7/2021	Ontario Reign	L	15-6-1-0	4-7	22p,7,12,16p	49	2-5	3-4	35-39	31/31
41	5/8/2021	Bakersfield Condors	W	9-10-0-0	4-1	12,15,12,23	15	0-4	5-5	39-27	1/34
42	5/12/2021	Colorado Eagles	L	9-11-0-0	1-2	7	41	0-3	5-5	30-24	30/1
43	5/14/2021	Colorado Eagles	W	10-11-0-0	4-1	12p,16,39,19	16	1-1	2-2	28-26	31/31
44	5/15/2021	Colorado Eagles	W	11-11-0-0	3-2	6,16,26p	26	1-2	4-4	33-25	1/31

* = Overtime, ** = Shootout

2020-21 STATISTICAL BREAKDOWN

GOALS BY PERIOD - HIGHS AND LOWS

GULLS

	1st	2nd	3rd
High	5 (4/9/21 @ TUC)	3, five tiems (last: 4/25/21 vs. HSK)	4, two times (4/13/21 vs. ONT)
Low	0, 14 times (last: 5/7/21 vs. ONT COL)	0, 12 times (last: 5/15/20 @ COL)	0, 13 times (last: 5/12/21 @ COL)

OPPONENTS

	1st	2nd	3rd
High	5 (3/20/21 @ TUC)	5 (5/1/21 vs. TUC)	4 (5/5/21 @ ONT)
Low	0, nine times (last: 5/14/21 @ COL)	0, 15 times (last: 5/15/21 @ COL)	0, 15 times (last: 5/15/21 @ COL)

SHOTS BY PERIOD - HIGHS AND LOWS

GULLS

	1st	2nd	3rd	OT
High	21 (5/14/21 vs. HSK)	19 (5/1/21 vs. TUC)	19 (5/1/21 vs. TUC)	4 (3/3/21 @ ONT)
Low	2 (4/15/21 @ ONT)	2 (3/13/21 vs. TUC)	(2/14/21 vs. COL)J	(4/25/21 vs. HSK)

OPPONENTS

	1st	2nd	3rd	OT
High	20 (5/8/21 @ BAK)	21, two times (last: 4/15/21 @ ONT)	21, two times (last: 3/11/20 @ TUC)	3 (4/25/21 @ SJ)
Low	2 (4/15/21 @ ONT)	5, two times (last: 4/17/21 @ BAK)	4 (4/24/21 vs. HSK)	0 (2/14/21 vs. COL)

2019-20 GULLS RECORD BY DAYS OF THE WEEK

Mon.	0-0-0-0	Tues.	2-1-0-0	Wed.	6-5-0-0	Thurs.	1-0-0-0	Fri.	5-4-0-0	Sat.	9-5-0-0	Sun.	0-0-0-0
-------------	---------	--------------	---------	-------------	---------	---------------	---------	-------------	---------	-------------	---------	-------------	---------

GULLS RECORD THIS SEASON WHEN:

Scoring no goals:	0-0-0-0	Allowing no goals:	0-0-0-0
Scoring one goal:	0-7-0-0	Allowing one goal:	9-0-0-0
Scoring two goals:	3-8-0-0	Allowing two goals:	7-1-0-0
Scoring three goals:	4-0-0-0	Allowing three goals:	6-3-0-0
Scoring four goals:	8-2-1-0	Allowing four goals:	3-6-0-0
Scoring five goals or more:	11-0-0-0	Allowing five goals or more:	1-7-1-0
Overall	26-17-1-0	Overall	26-17-1-0

GULLS MISCELLANEOUS RECORDS:

When scoring a PPG:	15-6-1-0	When not scoring a PPG:	11-11-0-0
Not allowing a PPG:	15-7-1-0	Allowing a PPG:	11-10-0-0
Day Games (before 5 p.m.)	2-2-0-0	Night Games	24-15-1-0
Scoring first:	14-2-0-0	Not scoring first:	11-15-1-0
First Game of back-to-back:	9-7-0-0	Second Game of back-to-back:	10-5-1-0

BREAKDOWN OF GULLS RESULTS - 2020-21

	W	L	RECORD			GOALS*		POWER PLAY			PENALTY KILLING		
			OT	SO	PTS	GF	GA	PPG	ATT	%	PPGA	TSH	%
Games 1-10	7	3	0	0	14	32	27	5	40	12.5	5	45	88.9
Games 11-20:	3	7	0	0	6	23	27	7	38	18.4	7	41	82.9
Games 21-30:	8	2	0	0	6	49	32	12	48	25.0	8	44	81.8
Games 31-40:	5	4	1	0	11	37	40	9	37	24.3	7	35	80.0
Games 41-44:	3	1	0	0	6	12	6	1	9	11.1	0	16	100
Overall:	26	17	1	0	53	183	142	35	173	20.2	27	181	85.1

*Does not include shootout goal



2020-21 FINAL STATISTICS

POS	NO.	PLAYER	GP	G	A	P	+/-	PIM	PP	SH	GW	S	S%
R	22	Andrew Poturalski	44	9	34	43	-3	10	1	0	1	102	8.8
C	7	Chase De Leo	37	15	20	35	+1	18	7	1	4	124	12.1
C	24	*Benoit-Olivier Groulx	42	10	19	29	+14	24	0	2	0	60	16.7
L	26	Andrew Agozzino	31	13	14	27	-4	27	8	0	2	71	18.3
R	19	Vinni Lettieri	22	14	12	26	-5	12	4	0	5	80	17.5
C	25	Sam Carrick	27	14	10	24	+5	19	4	0	1	91	15.4
C	12	*Alex Limoges	23	11	10	21	+13	8	2	0	1	39	28.2
C	13	*Trevor Zegras	17	10	11	21	+7	12	12	0	1	53	18.9
R	16	*Bryce Kindopp	39	10	10	20	+8	4	1	2	2	54	18.5
D	6	Josh Mahura	28	6	14	20	+9	16	1	0	1	49	12.2
R	11	*Jacob Perreault	27	3	14	17	-11	29	0	0	0	36	8.3
D	39	*Nikolas Brouillard	29	3	11	14	+6	28	1	0	0	43	7.0
D	23	Kodie Curran	24	6	7	13	-8	15	3	0	0	41	14.6
D	36	Hunter Drew	33	6	6	12	+4	29	0	0	1	66	9.1
D	45	Brendan Guhle	23	2	10	12	+9	25	0	0	0	37	5.4
D	44	Trevor Carrick	39	1	11	12	+4	53	0	0	0	60	1.7
R	18	Matt Lorito	27	6	5	11	-4	14	0	0	1	40	15.0
D	17	*Jamie Drysdale	14	4	6	10	+1	6	0	0	1	36	11.1
D	5	Simon Benoit	38	1	7	8	+4	32	0	0	1	40	2.5
D	4	Keegan Lowe	44	2	4	6	-9	33	0	0	2	33	4.3
C	14	Antoine Morand	21	1	5	6	-9	12	0	0	0	12	4.2
D	29	*Axel Andersson	17	2	3	5	-3	2	1	0	0	27	7.4
L	28	*Maxim Golod	16	1	4	5	+5	8	0	0	1	8	12.5
C	10	Alex Dostie	20	0	5	5	-6	4	0	0	0	21	0.0
L	14	*Greg Printz	13	1	2	3	-4	12	0	0	0	13	7.7
L	29	Sonny Milano	2	0	2	2	+2	0	0	0	0	3	0.0
D	21	Jeremy Roy	16	0	2	2	-4	15	0	0	0	17	0.0
C	32	Charlie Sampair	5	1	0	1	-2	2	0	0	0	6	16.7
L	15	Jamie Devane	26	1	0	1	-6	44	0	0	1	19	5.3
L	29	Brent Gates Jr.	2	0	1	1	+1	0	0	0	0	1	0.0
L	38	*Jack Badini	23	0	1	1	-3	4	0	0	0	11	0.0
D	3	Andy Welinski	3	0	0	0	-3	9	0	0	0	4	0.0
D	40	Keegan Kanzig	8	0	0	0	-3	31	0	0	0	5	0.0
L	12	*Brayden Tracey	12	0	0	0	-2	4	0	0	0	8	0.0

NO.	GOALIE	GP	MIN	GAA	W	L	OT	SO	GA	SA	SV%	G	A
1	Lukas Dostal	24	1423:34	2.87	15	9	0	0	68	813	.916	0	0
31	Olle Eriksson Ek	15	859:41	3.14	8	6	1	0	45	454	.901	0	1
41	Anthony Stolarz	3	184:08	2.93	3	0	0	0	9	113	.920	0	0
30	Jeff Glass	4	169:34	4.60	0	2	0	0	13	101	.871	0	0
TOTALS		44	2654:48	3.21	26	17	1	0	142	1488	.905	0	1

*= Rookie

2020-21 PLAYER GAME-BY-GAME

DATE	OPP	WELINSKI # 3	LOWE # 4	BEENOIT # 5	MAHURA #6	DE LEO #7	DOTSIE # 10	PERREAULT #11
Feb. 5	BAK	ANA	0-0, 1/0	0-1, 0/+2	0-0, 2/+1	2-1(W), 8/+3	0-0, 0/-1	0-1, 3/+1
Feb. 6	BAK	ANA	0-0, 0/+2	0-0, 1/-3	0-1, 1/+1	1-0, 5/+2	0-1, 1/+1	0-0, 2/-3
Feb. 10	ONT	ANA	1-0(W), 1/+1	0-0, 0/+1	1-0, 2/0	0-0, 4/0	0-2, 1/+2	0-0, 4/-1
Feb. 13	COL	ANA	0-0, 0/-1	0-0, 1/+1	0-0, 2/0	0-1, 5/0	0-0, 1/-1	0-0, 4/-1
Feb. 14	COL	ANA	0-0, 0/0	0-0, 1/-1	0-1, 2/-1	0-0, 2/-1	0-0, 0/0	0-0, 1/0
Feb. 17	BAK	0-0, 2/-1	0-0, 1/+1	0-0, 0/-1	0-1, 1/+1	ANA	DNP	1-0, 3/0
Feb. 19	@ BAK	ANA	0-0, 1/-2	0-0, 2/-1	ANA	ANA	0-0, 1/0	0-1, 1/0
Feb. 20	COL	ANA	0-0, 1/0	0-0, 2/0	ANA	ANA	0-1, 0/+1	DNP
Feb. 24	@ HSK	ANA	0-2, 1/+1	0-1, 1/+1	ANA	0-0, 2/-1	0-0, 2/0	0-0, 0/0
Feb. 26	@ HSK	ANA	0-0, 2/0	0-0, 0/0	ANA	1-0, 3/0	0-0, 2/0	0-0, 0/-1
Feb. 27	@ HSK	ANA	0-0, 0/-1	0-0, 0/0	ANA	0-2, 6/-2	DNP	DNP
Mar. 3	@ ONT	ANA	0-0, 1/+1	0-0, 0/-1	ANA	2-0(W), 3/-1	DNP	0-1, 0/0
Mar. 5	SJ	ANA	0-0, 1/-3	0-0, 2/0	ANA	ANA	0-0, 2/0	0-0, 0/-2
Mar. 6	SJ	ANA	0-0, 3/0	0-0, 0/0	ANA	ANA	0-0, 1/0	DNP
Mar. 9	@ SJ	0-0, 1/-1	0-0, 0/0	0-0, 0/-3	ANA	0-0, 3/-2	0-0, 0/0	DNP
Mar. 10	@ BAK	0-0, 1/-1	0-0, 3/-1	0-0, 3/-1	ANA	0-0, 7/0	DNP	DNP
Mar. 13	TUC	ANA	0-0, 0/-1	0-0, 1/-1	ANA	0-0, 2/0	0-0, 0/-2	DNP
Mar. 14	HSK	ANA	0-0 0/-2	0-0, 0/-1	ANA	0-1, 3/0	0-0, 2/0	DNP
Mar. 20	@ TUC	ANA	0-0, 0/-2	0-0, 1/-2	0-1, 0/-3	1-0, 7/-3	0-0, 2/-1	DNP
Mar. 21	@ TUC	ANA	0-0, 1/0	0-1, 3/+2	1-1(W), 1/+2	0-0, 4/+2	0-0, 2/0	DNP
Mar. 24	@ ONT	ANA	0-0, 2/0	0-0, 2/+4	0-0, 0/-2	0-0, 0/-1	0-0, 0/-1	DNP
Mar. 26	BAK	ANA	0-0, 0/0	0-0, 1/+1	1-0, 2/0	1-0(W), 1/+1	DNP	DNP
Mar. 27	TUC	ANA	0-0, 1/+1	0-0, 2/+2	0-0, 3/+1	0-0, 2/0	DNP	DNP
Mar. 31	ONT	ANA	0-0, 1/-1	0-1, 1/+1	0-1, 1/+3	1-0, 9/+2	DNP	DNP
Apr. 3	SJ	ANA	1-0(W), 2/+1	0-1, 1/0	0-0, 1/+2	1-2, 2/0	DNP	1-1, 2/0
Apr. 4	@ ONT	ANA	0-1, 0/0	0-0, 0/0	0-0, 0/+1	0-1, 1/+1	DNP	1-1, 1/0
Apr. 7	ONT	ANA	0-0, 2/0	0-0, 0/0	2-0, 3/0	0-1, 0/0	DNP	0-0, 2/-1
Apr. 9	@ TUC	ANA	0-0, 1/+2	0-0, 1/-1	0-1, 4/+1	ANA	DNP	0-3, 2/+3
Apr. 10	@ TUC	ANA	0-0, 0/-1	0-0, 1/+1	0-0, 2/-2	ANA	DNP	0-0, 0/0
Apr. 13	ONT	ANA	0-0, 2/+2	DNP	0-1, 3/+1	2-2(W), 2/0	DNP	0-0, 0/-1
Apr. 15	@ ONT	ANA	0-0, 2/0	0-0, 0/+1	0-2, 4/+1	0-1, 2/+1	DNP	DNP
Apr. 17	@ BAK	ANA	0-0, 3/-1	0-0, 0/-1	DNP	1-0, 2/-1	DNP	0-0, 0/-1
Apr. 20	@ SJ	ANA	0-0, 0/+2	0-0, 1/0	0-1, 0/0	0-0, 3/0	DNP	0-2, 1/0
Apr. 21	@ SJ	ANA	0-0, 1/0	1-0, 5/+3	0-0, 0/+2	0-1, 2/+2	DNP	0-0, 1/-2
Apr. 24	HSK	ANA	0-0, 1/0	0-1, 2/+1	0-0, 4/+1	0-1, 3/0	DNP	0-0, 2/+1
Apr. 25	HSK	ANA	0-0, 1/-1	0-1, 0/+1	0-1, 1/-2	0-1, 1/0	DNP	0-1, 2/+1
Apr. 30	TUC	ANA	0-0, 1/-1	ANA	0-1, 0/+3	0-1, 4/+1	DNP	ANA
May 1	TUC	ANA	0-0, 2/-1	ANA	0-1, 2/-3	0-0, 2/-1	0-0, 0/-2	0-0, 3/-1
May 5	@ ONT	ANA	0-0, 2/-1	ANA	ANA	1-0, 3/-1	0-1, 2/0	0-2, 1/-1
May 7	ONT	ANA	0-0, 1/-1	ANA	ANA	1-1, 5/-2	0-0, 2/-2	0-1, 0/-2
May 8	@ BAK	ANA	0-0, 1/0	ANA	ANA	0-1, 4/+2	DNP	0-0, 0/+1
May 12	@ COL	ANA	0-0, 1/-1	0-0, 1/0	0-0, 2/0	1-0, 5/+1	DNP	0-0, 2/-1
May 14	@ COL	ANA	0-0, 0/0	0-0, 3/0	0-1, 0/+1	0-0, 1/0	DNP	DNP
May 15	@ COL	ANA	0-0, 1/-2	0-0, 1/-2	1-0, 4/0	0-1, 4/0	DNP	DNP



2020-21 PLAYER GAME-BY-GAME

Date	Opp.	TRACEY # 12	LIMOGES # 12	ZEGRAS # 13	PRINTZ #14	DEVANE #15	KINDOPP #16	BROADHURST # 17
Feb. 5	BAK	0-0, 2/0	NCAA	1-2, 2/+2	NCAA	DNP	DNP	0-0, 1/-1
Feb. 6	BAK	0-0, 1/0	NCAA	1-1(W), 1/+2	NCAA	DNP	DNP	1-1, 2/+2
Feb. 10	ONT	0-0, 1/-1	NCAA	0-0, 3/0	NCAA	DNP	DNP	0-0, 1/+1
Feb. 13	COL	DNP	NCAA	0-1, 0/0	NCAA	DNP	DNP	0-2, 1/-1
Feb. 14	COL	0-0, 1/0	NCAA	0-1, 7/0	NCAA	DNP	DNP	1-0(W), 3/+1
Feb. 17	BAK	0-0, 0/0	NCAA	0-0, 7/0	NCAA	DNP	0-1, 0/+1	0-1, 3/+1
Feb. 19	@ BAK	DNP	NCAA	0-0, 2/-1	NCAA	DNP	0-0, 0/0	0-0, 1/-2
Feb. 20	COL	0-0, 0/0	NCAA	2-0, 3/+1	NCAA	DNP	0-0, 1/+1	1-1, 4/+2
Feb. 24	@ HSK	0-0, 0/-1	NCAA	ANA	NCAA	DNP	1-0, 1/0	0-0, 1/-1
Feb. 26	@ HSK	0-0, 1/-1	NCAA	ANA	NCAA	DNP	0-0, 1/0	1-0, 5/0
Feb. 27	@ HSK	0-0, 2/0	NCAA	ANA	NCAA	0-0, 1/0	1-0, 2/0	0-0, 1/-2
Mar. 3	@ONT	0-0, 0/+1	NCAA	ANA	NCAA	0-0, 2/0	0-0, 0/0	0-0, 3/-1
Mar. 5	SJ	0-0, 0/+1	NCAA	ANA	NCAA	0-0, 0/-1	0-0, 3/0	ANA
Mar. 6	SJ	0-0, 0/-1	NCAA	ANA	NCAA	0-0, 1/-1	0-0, 3/0	ANA
Mar. 9	@ SJ	WHL	NCAA	ANA	NCAA	DNP	0-0, 1/0	ANA
Mar. 10	@ BAK	WHL	NCAA	ANA	NCAA	0-0, 0/0	0-0, 1/-1	ANA
Mar. 13	TUC	WHL	NCAA	ANA	NCAA	DNP	0-0, 0/0	0-0, 2/0
Mar. 14	HSK	WHL	NCAA	ANA	NCAA	DNP	0-0, 3/0	0-1, 9/+2
Mar. 20	@ TUC	WHL	NCAA	ANA	NCAA	DNP	0-0, 1/-2	ANA
Mar. 21	@ TUC	WHL	NCAA	ANA	NCAA	0-0, 0/0	0-0, 0/+2	ANA
Mar. 24	@ ONT	WHL	NCAA	ANA	NCAA	0-0, 0/-1	0-0, 3/0	ANA
Mar. 26	BAK	WHL	0-1, 3/+1	ANA	NCAA	0-0, 1/0	0-2, 2/+1	ANA
Mar. 27	TUC	WHL	0-2, 1/+2	ANA	NCAA	0-0, 1/0	0-0, 0/0	ANA
Mar. 31	ONT	WHL	0-1, 0/0	ANA	NCAA	0-0, 1/0	2-0, 3/+2	ANA
Apr. 3	SJ	WHL	0-0, 0/+1	ANA	NCAA	DNP	0-1, 3/+1	ANA
Apr. 4	@ ONT	WHL	1-0, 2/0	ANA	NCAA	0-0, 2/+1	0-0, 0/0	ANA
Apr. 7	ONT	WHL	0-1, 0/+1	0-1, 1/0	DNP	0-0, 1/-1	0-0, 0/+1	ANA
Apr. 9	@ TUC	WHL	0-0, 0/+1	1-0, 3/-1	0-0, 0/0	DNP	0-0, 0/0	ANA
Apr. 10	@ TUC	WHL	0-0, 1/0	0-0, 0/0	DNP	0-0, 1/0	0-0, 0/-2	ANA
Apr. 13	ONT	WHL	0-0, 1/-1	2-2, 7/+1	DNP	0-0, 0/0	1-0, 1/0	ANA
Apr. 15	@ ONT	WHL	0-0, 1/0	1-0, 1/+1	0-0, 1/0	0-0, 0/0	0-0, 2/0	ANA
Apr. 17	@ BAK	WHL	0-0, 3/0	DNP	0-0, 2/0	0-0, 0/-2	0-0, 0/0	ANA
Apr. 20	@ SJ	WHL	2-1, 2/+2	0-0, 2/0	0-0, 0/0	0-0, 0/0	0-2, 1/+2	ANA
Apr. 21	@ SJ	WHL	0-1, 2/+1	1-1, 6/+2	0-1, 1/+1	DNP	0-0, 2/+1	ANA
Apr. 24	HSK	WHL	0-0, 1/0	0-2, 3/0	0-0, 1/0	0-0, 1/0	0-0, 3/+1	ANA
Apr. 25	HSK	WHL	1-0, 1/0	1-0, 4/0	0-0, 1/-1	0-0, 2/0	0-0, 0/-2	ANA
Apr. 30	TUC	WHL	1-1, 3/+1	ANA	0-0, 1/0	0-0, 0/0	2-1(W), 2/+2	ANA
May 1	TUC	WHL	2-0, 7/+2	ANA	0-0, 1/-2	0-0, 1/-1	0-1, 5/+2	ANA
May 5	@ ONT	WHL	0-1, 2/-1	ANA	1-0, 4/-1	DNP	0-1, 2/-1	ANA
May 7	ONT	WHL	1-0, 2/0	ANA	0-0, 0/-1	0-0, 1/0	1-0, 2/-1	ANA
May 8	@ BAK	WHL	2-0, 3/+2	ANA	0-1, 1/0	1-0, 2/0	0-1, 0/+1	ANA
May 12	@ COL	WHL	0-0, 0/0	ANA	0-0, 0/0	0-0, 0/0	0-0, 1/0	ANA
May 14	@ COL	WHL	1-1, 3/+1	ANA	DNP	0-0, 0/0	1-0, 4/+1	ANA
May 15	@ COL	WHL	0-0, 1/0	ANA	DNP	0-0, 1/0	1-0, 1/0	ANA

2020-21 PLAYER GAME-BY-GAME

DATE	OPP	LORITO # 18	LETTIERI # 19	ROY # 21	POTURALSKI #22	CURRAN #23	GROULX # 24	S. CARRICK #25
Feb. 5	BAK	1-0, 2/+1	ANA	0-0, 0/0	0-0, 0/0	1-0, 2/+3	0-0, 1/0	0-0, 4/+3
Feb. 6	BAK	0-0, 1/-3	ANA	0-1, 1/+1	0-1, 2/0	0-1, 2/-2	0-0, 0/0	1-0, 4/+2
Feb. 10	ONT	0-0, 3/-1	ANA	DNP	0-0, 0/0	ANA	0-0, 1/0	0-0, 4/0
Feb. 13	COL	0-0, 2/0	2-0(W), 8/+1	DNP	0-0, 3/+1	ANA	0-0, 1/0	1-0, 3/0
Feb. 14	COL	DNP	0-2, 2/0	DNP	1-0, 1/+1	ANA	0-0, 3/0	0-0, 0/-1
Feb. 17	BAK	0-1, 1/+1	1-0(W), 3/+1	DNP	0-1, 3/-1	ANA	1-0, 1/+1	0-1, 5/-1
Feb. 19	@ BAK	0-0, 0/-2	0-0, 3/-1	DNP	0-0, 2/-1	0-0, 0/-1	0-0, 2/-1	0-0, 3/0
Feb. 20	COL	DNP	2-0, 9/+2	DNP	1-3(W), 3/+2	1-0, 3/+2	0-0, 3/+1	0-1, 4/+2
Feb. 24	@ HSK	0-0, 0/0	ANA	DNP	0-0, 1/-1	0-0, 0/-1	1-0, 1/0	0-0, 0/-1
Feb. 26	@ HSK	DNP	ANA	DNP	0-1, 0/-1	0-1, 2/0	0-1, 1/+1	0-0, 4/0
Feb. 27	@ HSK	DNP	ANA	0-0, 1/0	0-0, 4/0	0-0, 0/0	0-0, 3/0	0-2, 4/-2
Mar. 3	@ONT	0-0, 0/0	0-2, 5/-2	0-0, 3/-2	0-3, 0/0	DNP	1-0, 1/0	1-1, 2/0
Mar. 5	SJ	DNP	ANA	0-0, 0/-2	0-0, 2/0	0-0, 0/0	0-0, 1/+1	0-0, 0/-3
Mar. 6	SJ	DNP	ANA	DNP	0-1, 5/+1	0-1, 1/+2	1-1, 2/+2	0-0, 3/0
Mar. 9	@ SJ	DNP	ANA	DNP	0-1, 4/-3	1-0, 3/-1	0-0, 1/0	1-1, 3/-1
Mar. 10	@ BAK	0-0, 0/0	ANA	0-0, 0/+1	0-0, 3/0	ANA	0-1, 1/-1	0-0, 5/0
Mar. 13	TUC	0-0, 0/-2	ANA	DNP	1-0, 1/+1	ANA	0-0, 0/-1	0-0, 3/0
Mar. 14	HSK	0-1, 1/+1	ANA	0-0, 1/0	1-0, 2/+1	ANA	0-0, 1/0	1-0, 7/+1
Mar. 20	@ TUC	0-0, 2/-2	ANA	0-0, 1/-1	0-1, 2/-2	ANA	1-0, 4/0	0-0, 4/-1
Mar. 21	@ TUC	DNP	ANA	0-0, 2/0	0-2, 3/+2	ANA	1-1, 1/+2	2-0, 5/+2
Mar. 24	@ ONT	DNP	ANA	0-0, 4/-1	1-2, 2/+3	ANA	0-0, 2/0	1-1, 3/+3
Mar. 26	BAK	0-0, 3/0	ANA	0-0, 0/+1	0-0, 1/0	ANA	0-2, 0/+1	0-1, 3/0
Mar. 27	TUC	1-1, 2/+2	ANA	0-0, 0/0	0-0, 1/0	ANA	0-0, 1/0	0-0, 2/0
Mar. 31	ONT	0-0, 1/0	1-0, 3/0	DNP	0-2, 3/0	0-2, 1/-2	0-1, 1/+2	2-1(W), 4/+1
Apr. 3	SJ	1-0, 2/0	0-2, 0/-1	DNP	0-2, 1/0	1-0, 1/-2	0-1, 0/1	1-0, 3/0
Apr. 4	@ ONT	0-1, 0/+1	1-1, 4/0	DNP	1-1, 2/+1	1-1, 4/0	0-0, 0/0	ANA
Apr. 7	ONT	DNP	0-0, 0/-1	DNP	0-0, 2/0	0-0, 0/-1	0-0, 1/0	ANA
Apr. 9	@ TUC	2-0, 2/+1	1-1, 3/+1	DNP	0-1, 7/+1	DNP	0-2, 0/+2	ANA
Apr. 10	@ TUC	0-0, 1/-1	ANA	DNP	0-0, 2/0	ANA	1-0, 5/-1	ANA
Apr. 13	ONT	0-1, 1/-1	ANA	0-0, 1/-3	1-1, 3/-1	ANA	1-2, 2/+2	ANA
Apr. 15	@ ONT	DNP	1-1(W), 2/+1	DNP	0-0, 0/0	0-0, 2/0	0-0, 1/0	ANA
Apr. 17	@ BAK	0-0, 4/0	0-0, 2/-3	DNP	0-1, 2/-3	0-0, 2/-1	0-0, 1/-1	ANA
Apr. 20	@ SJ	DNP	0-0, 2/0	DNP	1-0, 2/0	ANA	ANA	1-1, 3/+1
Apr. 21	@ SJ	DNP	1-0, 5/+1	DNP	0-2, 1/0	ANA	ANA	1-0, 6/0
Apr. 24	HSK	DNP	1-0(W), 2/0	DNP	0-0, 2/0	ANA	2-0, 3/+2	ANA
Apr. 25	HSK	DNP	1-1, 5/0	DNP	0-0, 1/-1	ANA	0-0, 2/-1	ANA
Apr. 30	TUC	0-0, 2/0	1-0, 5/0	DNP	0-0, 3+1	0-0, 2/0	0-3, 3/+2	ANA
May 1	TUC	DNP	0-0, 3/-3	DNP	0-0, 3/-2	0-0, 4/0	0-2, 3/+2	ANA
May 5	@ ONT	1-0, 4/0	ANA	0-0, 1/+1	0-2, 5/-1	0-0, 2/-1	0-0, 3/-2	ANA
May 7	ONT	0-0, 2/0	ANA	0-0, 1/0	1-1, 5/-2	0-1, 0/-3	0-1, 1/-1	ANA
May 8	@ BAK	0-0, 3/+1	ANA	0-1, 1/+1	0-2, 6/+2	1-0, 3/+1	0-2, 1/+1	ANA
May 12	@ COL	DNP	0-0, 4/-2	DNP	0-1, 4/+1	0-0, 4/0	0-0, 1/0	ANA
May 14	@ COL	0-0, 0/0	1-0, 3/+1	DNP	0-0, 1/0	0-0, 3/+1	0-0, 0/+1	ANA
May 15	@ COL	0-0, 1/0	0-1, 7/0	DNP	0-2, 2/0	0-0, 1/0	0-0, 0/-1	ANA



2020-21 PLAYER GAME-BY-GAME

Date	Opp.	AGOZZINO # 26	GOLOD # 28	MILANO # 29	ANDERSSON # 29	DREW # 36	BADINI # 38	BROUILLARD # 39
Feb. 5	BAK	ANA	DNP	ANA	SWE	DNP	0-0, 1/0	DNP
Feb. 6	BAK	ANA	DNP	ANA	SWE	DNP	0-0, 0/+1	DNP
Feb. 10	ONT	ANA	DNP	ANA	SWE	0-0, 1/+1	0-1, 0/+1	DNP
Feb. 13	COL	0-1, 1/+1	DNP	ANA	SWE	0-1, 4/+1	0-0, 0/-1	DNP
Feb. 14	COL	1-1, 2/0	DNP	ANA	SWE	0-0, 0/0	0-0, 0/0	DNP
Feb. 17	BAK	0-0, 0/+1	DNP	0-1, 2/0	SWE	DNP	DNP	DNP
Feb. 19	@ BAK	0-0, 2/-1	DNP	DNP	SWE	DNP	DNP	DNP
Feb. 20	COL	0-1, 2/+1	DNP	0-1, 1/+2	SWE	0-0, 2/0	DNP	DNP
Feb. 24	@ HSK	0-1, 3/0	DNP	ANA	SWE	0-0, 2/-1	DNP	DNP
Feb. 26	@ HSK	0-0, 4/-1	DNP	ANA	SWE	0-0, 2/0	DNP	0-0, 2/0
Feb. 27	@ HSK	1-0, 1/-2	DNP	ANA	SWE	0-0, 2/0	DNP	0-0, 2/-1
Mar. 3	@ONT	1-0, 4/-2	DNP	ANA	SWE	DNP	DNP	0-1, 3/+1
Mar. 5	SJ	1-0, 0/+1	0-0, 0/0	ANA	SWE	DNP	DNP	0-0, 1/-3
Mar. 6	SJ	1-0(W), 3/+1	0-2, 0/+2	ANA	SWE	1-0, 1/+2	DNP	0-1, 1/0
Mar. 9	@ SJ	0-1, 2/-3	0-0, 0/0	ANA	SWE	0-0, 1/0	DNP	0-0, 1/0
Mar. 10	@ BAK	0-0, 0/0	0-0, 1/0	ANA	SWE	1-0, 4/0	DNP	0-0, 0/-1
Mar. 13	TUC	0-1, 3/0	0-0, 0/-1	ANA	SWE	0-0, 2/-1	DNP	0-0, 0/-1
Mar. 14	HSK	0-1, 8/0	DNP	ANA	SWE	0-0, 3/0	DNP	0-0, 2/-1
Mar. 20	@ TUC	ANA	DNP	ANA	SWE	0-0, 3/0	DNP	0-1, 3/0
Mar. 21	@ TUC	ANA	0-0, 0/+2	ANA	SWE	0-0, 3/0	DNP	0-0, 1/0
Mar. 24	@ ONT	ANA	1-1(W), 1/+3	ANA	SWE	0-0, 0/0	DNP	0-0, 1/0
Mar. 26	BAK	ANA	0-0, 1/0	ANA	SWE	0-1, 0/+1	DNP	2-0, 3/+1
Mar. 27	TUC	ANA	0-0, 2/0	ANA	SWE	1-1, 4/+2	DNP	0-0, 1/0
Mar. 31	ONT	1-0, 3/0	DNP	ANA	SWE	0-0, 3/0	DNP	0-2, 3/+2
Apr. 3	SJ	1-0, 5/0	0-0, 1/0	ANA	SWE	0-1, 1/0	DNP	DNP
Apr. 4	@ ONT	0-2, 2/0	DNP	ANA	SWE	1-0, 2/+1	0-0, 1/0	DNP
Apr. 7	ONT	0-0, 0/-1	DNP	ANA	SWE	0-0, 2/-1	0-0, 0/-1	DNP
Apr. 9	@ TUC	2-1, 3/+2	DNP	ANA	0-1, 0/+1	0-0, 1/0	DNP	0-1, 1/+3
Apr. 10	@ TUC	ANA	0-1, 0/+1	ANA	0-0, 3/-2	0-0, 1/-1	0-0, 2/0	0-1, 1/-1
Apr. 13	ONT	ANA	DNP	ANA	0-1, 0/+1	0-0, 1/-1	0-0, 0/+1	0-0, 1/0
Apr. 15	@ ONT	0-0, 0/0	0-0, 0/0	ANA	0-0, 5/0	DNP	0-0, 0/0	DNP
Apr. 17	@ BAK	0-0, 0/-3	DNP	ANA	0-0, 1/-1	DNP	0-0, 1/-1	DNP
Apr. 20	@ SJ	0-0, 0/+1	DNP	ANA	1-1, 3/+2	DNP	0-0, 2/0	0-1, 0/0
Apr. 21	@ SJ	1-0, 1/+3	DNP	ANA	1-0, 1/0	0-1, 2/+2	0-0, 1/+1	0-1, 0/+2
Apr. 24	HSK	1-2, 5/+2	DNP	ANA	0-0, 0/0	DNP	0-0, 1/0	0-1, 1/+1
Apr. 25	HSK	1-0, 3/-1	DNP	ANA	0-0, 1/-1	DNP	0-0, 0/0	0-0, 2/+1
Apr. 30	TUC	0-1, 2/0	0-0, 0/0	ANA	0-0, 1/+2	1-0, 3/+1	0-0, 0/0	0-0, 1/+2
May 1	TUC	0-0, 2/-3	DNP	ANA	0-0, 2/-3	0-0, 5/-2	0-0, 1/-2	0-1, 4/+1
May 5	@ ONT	ANA	0-0, 2/-1	ANA	0-0, 1/-1	1-0, 1/-1	0-0, 0/-1	0-0, 1/-1
May 7	ONT	ANA	0-0, 0/-1	ANA	0-0, 4/-2	0-1, 6/-1	0-0, 1/-1	0-0, 2/-1
May 8	@ BAK	ANA	0-0, 0/0	ANA	0-0, 0/0	0-0, 1/+2	0-0, 0/-1	0-0, 1/+2
May 12	@ COL	0-0, 1/-1	DNP	ANA	0-0, 3/-1	0-0, 0/-1	0-0, 0/-1	DNP
May 14	@ COL	0-1, 2/+1	DNP	ANA	0-0 0/+1	0-0, 2/0	0-0, 1/+1	1-0, 4/0
May 15	@ COL	1-0, 6/0	DNP	ANA	0-0, 2/+1	0-0, 1/0	0-0, 0/0	0-0, 0/0

2020-21 PLAYER GAME-BY-GAME

Date	Opp.	KANZIG # 40	T. CARRICK # 44	GUHLE # 45	DOSTAL # 1	GLASS # 30	ERIKSSON EK # 31	STOLARZ # 39
Feb. 5	BAK	DNP	0-0, 1/+2	ANA	1/30, W, 60:00	DNP	DNP	ANA
Feb. 6	BAK	DNP	0-1, 3/0	ANA	3/43, W, 60:00	DNP	DNP	ANA
Feb. 10	ONT	0-0, 0/0	0-0, 1/0	ANA	1/41, W, 60:00	DNP	DNP	ANA
Feb. 13	COL	DNP	0-0, 1/0	ANA	ANA	DNP	DNP	2/33, W, 60:00
Feb. 14	COL	DNP	0-1, 3/-1	ANA	2/45, W, 60:17	DNP	DNP	ANA
Feb. 17	BAK	DNP	1-0, 1/+1	ANA	3/37, W, 60:00	DNP	DNP	ANA
Feb. 19	@ BAK	0-0, 0/0	0-0, 2/0	0-0, 0/0	5/25, L, 44:05	0/13, 15:55	DNP	ANA
Feb. 20	COL	DNP	0-1, 1/+3	0-0, 0/+2	ANA	DNP	DNP	3/39, W, 59:46
Feb. 24	@ HSK	DNP	0-0, 1/-1	0-0, 1/-1	3/31, L, 58:57	DNP	DNP	ANA
Feb. 26	@ HSK	DNP	0-1, 1/0	0-0, 0/-2	3/29, L, 57:57	DNP	DNP	ANA
Feb. 27	@ HSK	DNP	0-0, 1/-2	0-0, 2/1	ANA	3/37, L, 59:09	DNP	ANA
Mar. 3	@ONT	DNP	0-1, 2/-2	DNP	ANA	DNP	DNP	4/41, W, 64:22
Mar. 5	SJ	DNP	0-0, 0/0	0-1, 1/+1	5/32, L, 59:33	DNP	DNP	ANA
Mar. 6	SJ	0-0, 0/+1	0-0, 0/0	0-0, 1/0	ANA	DNP	2/41, W, 61:12	ANA
Mar. 9	@ SJ	DNP	0-0, 3/-1	0-1, 2/-3	4/25, L, 59:41	DNP	DNP	ANA
Mar. 10	@ BAK	DNP	0-1, 2/+1	0-0, 2/-1	3/33, L, 58:17	DNP	DNP	ANA
Mar. 13	TUC	DNP	0-0, 0/0	0-0, 1/-1	4/43, L, 60:00	DNP	DNP	ANA
Mar. 14	HSK	0-0, 0/0	0-0, 2/+1	0-0, 4/0	DNP	DNP	3/27, L, 56:49	ANA
Mar. 20	@ TUC	0-0, 4/-1	0-0, 4/-3	0-0, 2/0	ANA	6/29, L, 59:47	DNP	ANA
Mar. 21	@ TUC	DNP	0-1, 5/+2	0-1, 3/+2	ANA	DNP	2/29, W, 59:43	ANA
Mar. 24	@ ONT	DNP	0-1, 1/+3	0-1, 2/0	ANA	DNP	3/17, W, 59:53	ANA
Mar. 26	BAK	DNP	0-0, 2/+1	0-1, 2/0	ANA	DNP	1/24, W, 59:40	ANA
Mar. 27	TUC	DNP	0-0, 2/0	0-0, 4/0	ANA	DNP	1/26, W, 60:00	ANA
Mar. 31	ONT	DNP	0-0, 3/+2	0-2, 0/+4	2/35, W, 60:00	DNP	DNP	ANA
Apr. 3	SJ	DNP	0-1, 2/0	0-2, 1/+2	ANA	DNP	31/34, W, 59:44	ANA
Apr. 4	@ ONT	DNP	0-0, 1/+1	0-0, 0/+1	4/29, W, 60:00	DNP	DNP	ANA
Apr. 7	ONT	DNP	0-0, 1/0	0-0, 3/0	DNP	DNP	3/25, L, 59:03	ANA
Apr. 9	@ TUC	DNP	0-0, 2/-1	2-1, 4/+5	6/52, W, 60:00	DNP	DNP	ANA
Apr. 10	@ TUC	DNP	0-0, 6/0	0-0, 2/-1	DNP	DNP	4/39, L, 58:43	ANA
Apr. 13	ONT	DNP	0-0, 0/-1	0-0, 0/0	4/39, W, 59:49	DNP	DNP	ANA
Apr. 15	@ ONT	DNP	0-0, 1/0	DNP	1/38, W, 63:19	DNP	DNP	ANA
Apr. 17	@ BAK	0-0, 0/-1	0-0, 0/-1	DNP	DNP	DNP	4/28, L, 58:57	ANA
Apr. 20	@ SJ	DNP	0-0, 0/0	DNP	1/40, W, 59:16	DNP	DNP	ANA
Apr. 21	@ SJ	DNP	0-1, 0/+1	DNP	ANA	DNP	2/37, W, 60:00	ANA
Apr. 24	HSK	DNP	0-1, 1/+1	DNP	1/24, W, 60:00	DNP	DNP	ANA
Apr. 25	HSK	DNP	0-0, 1/-2	DNP	DNP	DNP	5/44, L, 61:33	ANA
Apr. 30	TUC	DNP	ANA	DNP	3/28, W, 60:00	DNP	ANA	ANA
May 1	TUC	DNP	ANA	DNP	ANA	4/22, 34:32	5/19, L, 25:17	ANA
May 5	@ ONT	0-0, 1/-2	ANA	DNP	5/24, L, 59:35	DNP	DNP	ANA
May 7	ONT	DNP	ANA	DNP	DNP	DNP	6/38, L, 59:07	ANA
May 8	@ BAK	0-0, 0/0	ANA	DNP	1/39, W, 60:00	DNP	DNP	ANA
May 12	@ COL	DNP	0-0, 1/0	DNP	2/24, L, 58:43	DNP	DNP	ANA
May 14	@ COL	DNP	0-0, 1/+1	DNP	DNP	DNP	1/26, W, 60:00	ANA
May 15	@ COL	DNP	0-0, 0/0	DNP	2/25, W, 64:05	DNP	DNP	ANA



2020-21 TRANSACTIONS

- Jan. 28 Anaheim Ducks acquired D **Trevor Carrick** from San Jose for LW **Jack Kopacka**.
- Jan. 29 San Diego signed RW **Matt Lorito** to a one-year contract.
- Jan. 30 Anaheim Ducks recalled C **Isac Lundestrom** from San Diego.
- Jan. 31 Anaheim Ducks recalled C **Andrew Agozzino** and assigned D **Josh Mahura** to San Diego.
- Feb. 2 San Diego recalled RW **Bryce Kindopp**, LW **Jack Badini** and G **Olle Eriksson Ek** from Tulsa (ECHL).
- Feb. 13 Anaheim Ducks assigned G **Anthony Stolarz**, RW **Vinni Lettieri** and LW **Andrew Agozzino** to San Diego.
- Feb. 16 San Diego signed LW **Jamie Devane** to a professional tryout (PTO).
- Feb. 17 Anaheim Ducks assigned D **Andy Welinski** and LW **Sony Milano** (LTI) to San Diego.
- Feb. 19 Anaheim Ducks assigned D **Kodie Curran** and D **Brendan Guhle** (LTI) to San Diego.
- Feb. 20 Anaheim Ducks recalled D **Josh Mahura** from San Diego.
- Feb. 21 Anaheim Ducks recalled F **Trevor Zegras** from San Diego.
- Mar. 5 Anaheim Ducks assigned D **Brendan Guhle** to San Diego.
- Mar. 8 Anaheim Ducks assigned LW **Brayden Tracey** to Victoria (WHL).
- Mar. 9 San Diego signed LW **Brent Gates Jr.** to a professional tryout (PTO).
- Mar. 19 San Diego signed C **Charlie Sempair** to a professional tryout (PTO) and released LW **Brent Gates Jr.** from his PTO.
- Mar. 20 Anaheim Ducks reassigned D **Josh Mahura** to San Diego.
- Mar. 24 Anaheim Ducks acquired RW **Alexander Volkov** from Tampa Bay in exchange for C **Antoine Morand**.
- Mar. 25 San Diego signed C **Alex Limoges** to a professional tryout (PTO).
- Mar. 31 Anaheim Ducks reassigned LW **Andrew Agozzino** and RW **Vinni Lettieri** to San Diego.
- Apr. 3 San Diego signed LW **Greg Printz** to professional tryout (PTO).
- Apr. 4 Anaheim Ducks recalled C **Sam Carrick** from San Diego.
- Apr. 5 Anaheim Ducks reassigned C **Trevor Zegras** to San Diego.
- Apr. 8 Anaheim Ducks assigned D **Axel Andersson** to San Diego.
- Apr. 9 Anaheim Ducks recalled C **Chase De Leo** from San Diego.
- Apr. 20 Anaheim Ducks reassigned C **Sam Carrick** to San Diego.
- Apr. 29 Anaheim Ducks recalled C **Trevor Zegras** and D **Simon Benoit** from San Diego.
- May 3 Anaheim Ducks recalled D **Josh Mahura** from San Diego.
- May 10 Anaheim Ducks reassigned D **Simon Benoit** and D **Josh Mahura**.
- May 18 Anaheim Ducks reassigned C **Sam Carrick**, C **Trevor Carrick** and D **Jamie Drysdale** to San Diego.

2019-20 SAN DIEGO GULLS



HOME OPENER LINEUP	11	Daniel Sprong	25	Sam Carrick
2	Jani Hakanpaa	12	Corey Tropp	28
3	Chris Wideman	13	Patrick Sieloff	32
5	Simon Benoit	14	Antoine Morand	36
6	Josh Mahura	19	Blake Pietila	33
7	Chase De Leo	20	Isac Lundestrom	41
10	Ale Dostie	22	Andrew Poturalski	44
				Justin Kloos
				Jack Kopacka
				Hunter Drew
				Kevin Boyle
				Anthony Stolarz
				Kiefer Sherwood

POSTSEASON NOTES IN PLAYOFF SECTION

THE 2019-20 SEASON:

The San Diego Gulls completed their fifth season in the AHL's Pacific Division with a 30-19-6-2 record for 68 points in 57 games, tied for third in the Pacific Division (also Stockton) and sixth among Western Conference teams (.596%). San Diego finished the season with an 18-6-4-1 record (.707%) after Jan. 1, recording points in 23-of-29 games to lead the Pacific Division in wins and points percentage, and rank second in the Western Conference and fourth among AHL clubs in points percentage in that span. The Gulls climbed 19 spots in the league standings (31st to 12th) and nine positions in the Western Conference (15th to sixth) after Nov. 1 (.000 points percentage, 0-6-0-0 record), posting a 30-13-6-2 record (.667%) and gaining points in 38 of the 51 games. The Gulls +37 goal differential after Nov. 1 led the Pacific Division, ranked second in the Western Conference and tied for third among AHL clubs.

SEASON CANCELED:

On May 11, the AHL announced the cancellation of the 2019-20 regular season and 2020 Calder Cup Playoffs due to the COVID-19 outbreak. For the first time since the AHL's formation in 1936, the league did not award the Calder Cup.

PACING THE PACIFIC:

San Diego has posted an all-time record of 184-114-21-10, including 96-54-9-5 at home and 88-60-12-5 on the road, leading the Pacific Division in all-time wins, points (399) and points percentage (.606) since the division's inception in 2015-16. The Gulls are the only Pacific Division club to finish among the top four teams in all five AHL seasons.

MISSING HOME:

The Gulls finished their home schedule riding a four-game win streak and six-game point streak from Jan. 31 - Feb. 22 (5-0-1-0), the club's longest point streak on home ice in 2019-20. The six consecutive home games with a point was the longest since a club record nine-game streak on home ice from Feb. 3 - Mar. 16, 2018 (8-0-1-0). During the current point streak, the Gulls scored 27 goals, averaging 4.5 goals-per game. San Diego also earned points in nine of its last 10 home games (8-1-1-0), netting 42 goals in that span (4.2 goals per-game) with nine power-play goals (9-for-38, 23.7%).

ON THE ROAD:

San Diego went 15-11-3-0 on the road in 2019-20, completing the canceled season with a 4-2-1-0 mark on a club-record long seven-game road trip spanning 15 days from Feb. 26 - Mar. 11. The Gulls had never had a homestand or road trip more than six games, marking the longest stretch in club history. The Gulls earned points in 12 of their last 15 road games, posting a 9-3-3-0 record.

NEW BENCH BOSS:

Head Coach **Kevin Dineen** completed his first season behind the bench of the San Diego Gulls, marking his fourth season as a head coach of the Anaheim Ducks' primary AHL affiliate (also Portland from 2005-08). Dineen led San Diego to a 30-19-6-2 record and 68 points, tied for third place in the Pacific Division. Named to his current post July 15, 2019, Dineen has compiled a 165-95-19-18 record (.618%) and is the winningest head coach of Anaheim's primary development affiliates. He leads Anaheim's primary affiliate head coaches in all-time wins, points (367) and points percentage, and is second in games coached (297).



2019-20 SAN DIEGO GULLS

CAPTAIN CARRICK:

Named the third captain in San Diego Gulls history Oct. 18, 2019, **Sam Carrick** led the Gulls in scoring (23-20=43) and goals for the second straight season. He also led San Diego in plus/minus (+27), shorthanded goals (4), shots (144) and co-led in power-play goals (5). He finished the campaign leading AHL forwards and ranking second among all skaters in plus/minus, and was the only AHL player to record four separate six-game point streaks, including Feb. 19-29 (2-5=7), Jan. 24-Feb. 7 (2-5=7), Nov. 30-Jan. 11 (8-2=10) and Nov. 8-16 (7-2=9). Leading the Gulls from last in the division and into a playoff position prior to the cancelation of the campaign, he recorded 29 points his final 29 games (15-14=29, +18) and 42 points his last 42 contests (23-19=42, +28). Carrick set a career high and tied a Gulls record with a six-game goal streak from Nov. 30-Jan. 11 (8-2=9), also the longest AHL goal streak in 2019-20. His goal streak matched the longest such streak in club history (also Adam Cracknell, Jan. 9-21, 2019; 6-4=10). The fourth-year Gull also scored the first Gulls hat trick on home ice, Nov. 13 vs. San Jose (3-0=3). With 71-85=156 points as a Gull from 2017-20, Carrick paces the Gulls in all-time goals and shorthanded goals (9), ranks second in points and plus/minus (+39), and third in assists and games played (189).

GULLS ALL-TIME GOALS

RANK	PLAYER	GAMES	GOALS
1	Sam Carrick	189	71
2	Corey Trop	204	64
3	Kalle Kossila	121	37
4	Nic Kerdlies	121	37
5	Antoine Laganiere	121	37

GULLS ALL-TIME POINTS

RANK	PLAYER	GAMES	POINTS
1	Corey Trop	205	157
2	Sam Carrick	189	156
3	Kalle Kossila	170	141
4	Nic Kerdlies	104	89

STOLI THE GOALIE:

Goaltender **Anthony Stolarz** finished the season with a 21-12-6 record with a 2.66 goals-against average (GAA) and .922 save percentage (SV%) in 39 games, setting new career bests in goals-against average and save percentage, and tying a career high in wins. Stolarz led AHL goaltenders in assists (4) and saves (1,211), ranked tied for third in wins, fourth in minutes (2,321), fifth in appearances and sixth in SV%. He went 11-2-3 with a 2.36 GAA and .930 SV% in his final 16 AHL contests, including multiple 40-plus save games. He also won his last five home games, posting a 2.56 GAA and .929 SV%. The first-year Gull won a career high seven straight games from Nov. 1-16 and represented San Diego at the 2020 Pacific Division All-Star Classic. After one season with the Gulls, Stolarz ranks second among club goaltenders in all-time wins and appearances.

YOUTHFUL IMPACT:

Max Comtois co-led AHL rookies and paced the Gulls in game-winning goals (5). The forward led Gulls rookies in scoring (9-15=24), goals, assists and plus/minus (+7) in 31 AHL games. San Diego went 15-0-2-0 when he recorded a point during 2019-20. He was named the CCM/AHL Rookie of the Month for February

after registering 8-5=13 points in 13 games in the month, including four game-winning goals (GWG). He co-led the AHL with eight February goals, including a Gulls rookie record five-game goal streak from Feb. 15-22 (6-2=8) as he helped San Diego to a 9-2-2-0 record in the month. He was also named the CCM/AHL Player of the Week of Feb. 17, recording five goals (5-2=7) in four games, including three GWG. Comtois also collected 5-6=11 points in 29 NHL games with Anaheim.

Troy Terry recorded 7-9=16 points with a +14 rating in 14 AHL games with the Gulls. He led San Diego in points per game (1.14) and ranked third in plus/minus. Terry also appeared in 47 NHL games with Anaheim, recording 4-11=15 points. He set a single-game AHL career high with 2-2=4 points in the final game of the season, Mar. 11 at Tucson, becoming the eighth player in club history to register four-or-more points.

DEFENSIVE NUMBERS:

Defenseman **Chris Wideman** scored 9-22=31 points in 53 games during his first season as a Gull. He finished the season ranked tied for fifth among AHL defensemen in power-play goals (5) and tied for ninth in goals (9). Wideman led San Diego in assists and power-play points (5-7=12), co-led in PPG, and ranked second in scoring. He also led Gulls defensemen in points, goals, assists, PPG, power-play points and shots (114). Named to the 2020 Pacific Division All-Star Team, Wideman was also named San Diego's recipient of the IOA/American Specialty AHL Man of the Year award for his outstanding contributions to the San Diego community.

SHORTHANDED SUCCESS:

The Gulls set a single-season club record with 17 shorthanded goals (SHG), ranking tied for second among AHL clubs in 2019-20. The Gulls led the AHL with a goal differential of -16 (33 power-play goals against, 17 shorthanded goals) and also led with nine home goals while shorthanded. San Diego completed the season killing 37 of their last 42 penalties (88.1%) and 93-of-107 penalties (86.9%) to finish the canceled campaign seventh among AHL clubs and third in the Western Conference in PK% (84.8).

Sam Carrick set a new Gulls single-season record with his fourth SHG, Mar. 7 at San Jose. Carrick ranked tied for second among AHL leaders in shorthanded goals. Carrick surpassed the three SHG scored this season by teammates **Alex Broadhurst**, **Chase De Leo**, **Justin Kloos** and **Kiefer Sherwood**, and previously by Jordan Samuels-Thomas (2016-17) and Chris Wagner (2016-17). Carrick (4-1=5), Kloos (3-2=5) and Sherwood (3-2=5) co-led San Diego and ranked tied for third among AHL leaders in shorthanded points, while Simon Benoit, Jani Hakanpaa and Chris Mueller finished tied for third in shorthanded assists (3).

I-5 CONNECTION:

Thirteen players appeared in games for both the Anaheim Ducks and San Diego Gulls. Three first round NHL Draft selections by the Anaheim Ducks appeared in a game for San Diego this season, including **Isac Lundestrom** (23rd overall in 2018), **Max Jones** (24th overall in 2016) and **Jacob Larsson** (27th overall in 2015). To date, 35 Anaheim Ducks draft selections have appeared in an AHL game with San Diego in five seasons. Those same 35 players have appeared in 2,378 NHL combined games with the Ducks. Since 2015-16, 59 players have appeared in an NHL game with the Ducks and AHL contest with the Gulls. Players to have appeared in a game with San Diego during their career combined for 485 NHL games with Anaheim in 2019-20, totaling 49-90=139 points.

2019-20 GAME-BY-GAME

#	Date	Team	W-L-OT	Record	GF-GA	Scorers	W Goal	PP	PK	SF-SA	W-L GltDr.	Attend.
1	10/04/2019	@ Bakersfield Condors	L	0-1-0-0	1-2	44	7	0-3	3-3	28-28	40/41	5,701
2	10/11/2019	@ San Jose Barracuda	L	0-2-0-0	1-5	36p	63	1-6	4-6	24-42	32/41	4,291
3	10/12/2019	@ Stockton Heat	L	0-3-0-0	3-5	44,32,22	25	0-5	3-4	24-32	50/33	4,401
4	10/18/2019	Stockton Heat	L	0-4-0-0	1-5	11	32	0-2	1-2	24-37	32/41	11,523
5	10/25/2019	Ontario Reign	L	0-5-0-0	2-6	5,3p	29	1-8	4-5	35-27	40/33	7,510
6	10/26/2019	@ Ontario Reign	L	0-6-0-0	2-3	3p,14	25	1-4	5-5	32-36	40/41	8,123
7	11/01/2019	Colorado Eagles	W	1-6-0-0	5-4	25,11,10,19p,20	20	1-5	2-2	35-34	41/30	10,103
8	11/02/2019	Colorado Eagles	W	2-6-0-0	5-2	11p,4,20p,17s,7	20	2-3	4-4	29-29	41/32	8,379
9	11/08/2019	@ Bakersfield Condors	W	3-6-0-0	5-3	32,3,10,25s,44	25	0-4	5-6	29-31	41/34	5,344
10	11/10/2019	@ San Jose Barracuda	W	4-6-0-0	3-1	10,25,19	25	0-3	4-4	25-32	41/35	4,406
11	11/11/2019	@ Stockton Heat	L	4-7-0-0	3-6	17s,25,3	39	0-2	2-4	27-38	32/33	1,946
12	11/13/2019	San Jose Barracuda	W	5-7-0-0	9-3	28,17,25p,25,25p,10,44,28s,7s	25	2-5	3-3	32-35	41/32	5,934
13	11/15/2019	@ Ontario Reign	W	6-7-0-0	6-2	44,3p,5,19,25s,3p	5	2-9	3-4	55-25	41/40	9,331
14	11/16/2019	Ontario Reign	W	7-7-0-0	5-1	7,28s,11p,44,36	28	1-5	4-4	37-29	41/40	9,515
15	11/23/2019	Stockton Heat	L	7-8-0-0	1-4	32	18	0-3	2-3	31-31	32/41	6,320
16	11/27/2019	San Jose Barracuda	O*	7-8-1-0	2-3	3,10	89*	0-2	2-3	16-41	32/41	5,444
17	11/29/2019	@ Ontario Reign	L	7-9-1-0	1-2	10	29	0-7	3-3	29-26	40/33	8,091
18	11/30/2019	Tucson Roadrunners	W	8-9-1-0	6-2	19,25,11,10,25,7	11	0-5	2-3	30-24	41/33	6,332
19	12/07/2019	Colorado Eagles	W*	9-9-1-0	4-3	14,18,13,34	34*	0-2	4-4	44-32	41/32	7,325
20	12/11/2019	Grand Rapids Griffins	L	9-10-1-0	3-4	16,21,7s	55	0-3	3-4	21-31	31/41	5,115
21	12/13/2019	@ Colorado Eagles	W**	10-10-1-0	2-1	12p	17**	1-2	4-4	35-42	33/32	5,045
22	12/14/2019	@ Colorado Eagles	L	10-11-1-0	1-3	11	7	0-4	3-4	37-35	30/41	5,289
23	12/17/2019	Grand Rapids Griffins	O**	10-11-1-1	2-3	17s,11	17**	0-5	2-4	32-43	30/41	5,247
24	12/20/2019	San Jose Barracuda	L	10-12-1-1	2-4	19,32p	89	1-4	4-4	27-37	35/41	7,519
25	12/21/2019	Stockton Heat	W**	11-12-1-1	4-3	32,3,32p	28**	1-4	3-4	24-27	33/32	7,583
26	12/27/2019	@ Ontario Reign	W	12-12-1-1	6-1	28,2,44,6,14p,10	2	1-4	4-4	28-39	41/40	9,442
27	12/28/2019	Ontario Reign	O*	12-12-2-1	2-3	10p,28p	15	2-5	3-4	33-38	33/31	7,890
28	12/31/2019	@ Tucson Roadrunners	L	12-13-2-1	4-7	19,28s,7,7	6	0-3	2-3	34-46	50/41	3,789
29	01/03/2020	Bakersfield Condors	L	12-14-2-1	2-3	28, 25	24	0-2	6-6	31-33	34/33	7,001
30	01/04/2020	Bakersfield Condors	O**	12-14-2-2	1-2	25	11**	0-4	4-4	40-28	34/41	7,890
31	01/08/2020	Iowa Wild	L	12-15-2-2	2-3	19,25p	6	1-4	3-3	30-42	60/41	4,975
32	01/10/2020	Iowa Wild	W*	13-15-2-2	4-3	25,23p,25,6	6*	1-5	2-3	34-31	41/60	7,610
33	01/11/2020	Ontario Reign	W	14-15-2-2	6-1	21,13,25s,4,28,14	13	0-4	6-6	35-43	33/31	10,003
34	01/15/2020	@ Stockton Heat	W	15-15-2-2	4-1	44s,21,44,17	21	0-3	4-4	21-37	41/32	1,557
35	01/17/2020	Tucson Roadrunners	W	16-15-2-2	4-1	3p,29p,6,18	29	2-3	3-3	30-35	33/35	7,490
36	01/18/2020	@ Bakersfield Condors	W	17-15-2-2	4-3	4,44p,25,13	13	1-5	1-1	30-34	41/40	4,725
37	01/21/2020	Tucson Roadrunners	L	17-16-2-2	1-3	11	24	0-3	4-4	40-23	33/33	5,444
38	01/24/2020	@ Grand Rapids Griffins	O*	17-16-3-2	3-4	16p,44,13	55*	1-5	4-6	36-38	31/41	8,219
39	01/25/2020	@ Grand Rapids Griffins	W	18-16-3-2	3-1	24,21,25	21	0-5	6-7	19-39	41/31	10,021
40	01/31/2020	San Jose Barracuda	W	19-16-3-2	5-3	44,23p,44s,28,44s	28	1-4	6-7	29-44	41/36	9,411
41	02/01/2020	Ontario Reign	O*	19-16-4-2	4-5	22p,19,19p,11	26*	2-5	3-5	31-35	31/33	8,026
42	02/05/2020	@ San Jose Barracuda	W	20-16-4-2	4-2	23,5,4,10	4	0-5	1-1	35-38	41/35	2,072
43	02/07/2020	Tucson Roadrunners	W	21-16-4-2	5-3	7,25p,28,23p,20	23	2-4	1-2	25-40	41/50	8,208
44	02/09/2020	Bakersfield Condors	W	22-16-4-2	4-2	23,17,11,32	11	0-3	3-4	33-33	41/34	6,903
45	02/14/2020	@ Iowa Wild	L	22-17-4-2	0-3		20	0-5	1-1	35-33	34/41	5,834
46	02/15/2020	@ Iowa Wild	W	23-17-4-2	5-2	11p,20,19p,5,29	19	2-4	5-5	35-31	33/60	13,503
47	02/17/2020	@ Stockton Heat	O*	23-17-5-2	2-3	17,29	42*	0-5	1-1	36-35	50/41	1,893
48	02/19/2020	Stockton Heat	W	24-17-5-2	3-2	44,44,29	29	0-4	3-3	24-42	41/50	5,937
49	02/21/2020	@ Bakersfield Condors	W	25-17-5-2	4-1	17,29,14s,19	29	0-3	3-3	37-22	41/34	5,803
50	02/22/2020	San Jose Barracuda	W	26-17-5-2	6-3	29,20,23,29,25p19	29	1-1	2-3	35-37	33/32	11,749
51	02/26/2020	@ Tucson Roadrunners	L	26-18-5-2	1-4	25	9	0-2	2-2	30-32	33/41	4,216
52	02/28/2020	@ Stockton Heat	W	27-18-5-2	4-2	6,17p,23p,29	23	2-9	3-4	32-26	41/32	2,432
53	02/29/2020	@ San Jose Barracuda	W*	28-18-5-2	4-3	10,13,13,29	29*	0-1	1-1	36-32	33/36	4,876
54	03/06/2020	@ San Jose Barracuda	O*	28-18-6-2	2-3	28,7s	89*	0-5	3-3	44-27	36/41	4,542
55	03/07/2020	@ San Jose Barracuda	W*	29-18-6-2	3-2	23p,25s,20	20*	1-2	4-5	34-26	33/32	3,661
56	03/10/2020	@ Tucson Roadrunners	L	29-19-6-2	0-3		10	0-4	5-6	26-34	33/33	3,584
57	03/11/2020	@ Tucson Roadrunners	W	30-19-6-2	4-2	13p,25,13,7	13	1-4	4-5	39-30	33/33	3,696

*Season suspended Mar. 12, 2020 due to COVID-19 pandemic. Regular season canceled May 11, 2020.

* = Overtime, ** = Shootout, + = Sellout



2019-20 FINAL STATISTICS

POS	NO.	PLAYER	GP	G	A	P	+/-	PIM	PP	SH	GW	S	%
C	25	Sam Carrick	46	23	20	43	+27	40	5	4	3	144	16.0
D	3	Chris Wideman	53	9	22	31	+1	73	5	0	0	114	7.9
C	28	Justin Kloos	53	11	19	30	+10	34	1	3	2	89	12.4
R	11	Daniel Sprong	39	11	16	27	-11	24	3	0	2	122	9.0
C	7	Chase De Leo	51	10	15	25	+4	16	0	3	0	134	7.5
L	29	*Max Comtois	31	9	15	24	+7	53	1	0	5	63	14.3
L	19	Blake Pietila	49	12	12	24	0	20	3	0	1	103	11.7
C	17	Alex Broadhurst	51	9	15	24	0	8	1	3	0	63	14.3
R	44	Kiefer Sherwood	37	16	7	23	+6	8	1	3	0	94	17.0
C	20	Isac Lundestrom	43	6	15	21	-6	4	1	0	3	62	9.7
D	6	Josh Mahura	44	4	17	21	0	40	0	0	1	103	3.9
D	4	Simon Benoit	56	4	15	19	+15	39	0	0	1	75	5.3
R	19	Troy Terry	14	7	9	16	+14	6	1	0	3	29	24.1
C	14	*Antoine Morand	54	5	11	16	+4	31	1	1	0	61	8.2
C	23	Chris Mueller	29	8	7	15	-8	10	5	0	2	35	22.9
L	32	Jack Kopacka	37	7	8	15	-4	2	2	0	0	61	11.5
C	10	Alex Dostie	40	11	4	15	-1	4	1	0	0	57	19.3
D	4	Brendan Guhle	27	4	10	14	+9	18	0	0	1	58	6.9
D	2	Jani Hakanpaa	47	1	12	13	+12	24	0	0	1	61	1.6
R	12	Corey Tropp	23	1	8	9	-6	51	1	0	0	25	4.0
R	22	Andrew Poturalski	17	2	5	7	0	8	1	0	0	22	9.1
D	36	*Hunter Drew	29	2	5	7	+6	33	1	0	0	41	4.9
D	24	Ryan Johnston	15	1	5	6	+1	0	0	0	0	7	14.3
L	21	*Brent Gates Jr.	20	4	1	5	0	4	0	0	2	23	17.4
R	18	Deven Sideroff	16	2	2	4	+1	2	0	0	0	16	12.5
D	15	*Scott Moldenhauer	37	0	4	4	-4	21	0	0	0	36	0.0
D	34	Jacob Larsson	5	1	1	2	+3	4	0	0	1	12	8.3
L	29	Brett Pollock	5	0	2	2	0	2	0	0	0	6	0.0
L	16	Max Jones	8	2	0	2	-4	21	1	0	0	24	8.3
D	13	Patrick Sieloff	19	1	0	1	-5	16	0	0	0	15	6.7
D	40	*Steven Ruggiero	1	0	0	0	0	0	0	0	0	0	0.0
L	38	Andreas Martinsen	1	0	0	0	0	0	0	0	0	0	0.0
R	39	Kyle Thomas	2	0	0	0	0	0	0	0	0	2	0.0
D	40	Keegan Kanzig	6	0	0	0	0	24	0	0	0	3	0.0
D	38	Joel Persson	7	0	0	0	+5	2	0	0	0	14	0.0
C	11	Kyle Crisculo	7	0	0	0	-2	0	0	0	0	17	0.0
L	26	Luke Gazdic	7	0	0	0	0	2	0	0	0	6	0.0

NO.	PLAYER	GP	MIN	GAA	W	L	OT	SO	GA	SA	SV%	G	A
41	Anthony Stolarz	39	2321:24	2.66	21	12	6	0	103	1314	.922	0	4
33	Kevin Boyle	20	1126:55	2.82	9	7	2	0	53	598	.911	0	0
TOTALS		57	3471:07	2.80	30	19	6	0	162	1918	.916	0	4

*= Rookie



FRONT ROW (L-R): Olle Eriksson Ek, Jeff Glass, Assistant Coach David Urquhart, Assistant Coach Brett Ferguson, Assistant Coach Sylvain Lefebvre, Head Coach Dallas Eakins, Sam Carrick, Jaycob Megna, Corey Tropp, Kalle Kossila, President of Business Operations Matt Savant, General Manager Bob Ferguson, Director of Hockey Operations Jillian Reddin, Hockey Operations Manager, Jeff Goduti, Kevin Boyle **SECOND ROW:** Assistant Equipment Manager Ryan Tall, Equipment Assistant Alf Tejada, Head Equipment Manager Joey Guilmet, Kevin Roy, Chase De Leo, Justin Kloos, Kyle Olson, Sam Steel, Keaton Thompson, Josh Mahura, Andy Welinski, Patrick Sieloff, Deven Sideroff, Trevor Murphy, Ben Street, Matt Berry, Head Athletic Trainer Mike Ermatinger, Assistant Athletic Trainer Ryan Ledwon, Strength and Conditioning Colin Reddin, Kate Allgood **BACK ROW:** Hunter Drew, Brent Gates Jr., Simon Benoit, Jack Kopacka, Ben Thomson, Luke Gazdic, Andrej Sustr, Adam Cracknell, Jack Dotchin, Max Jones, Jacob Larsson, Kiefer Sherwood

POSTSEASON NOTES IN PLAYOFF SECTION

THE 2018-19 SEASON:

The San Diego Gulls finished their fourth season in the AHL's Pacific Division with a 36-24-5-3 record for 80 points. The Gulls ranked third in the Pacific Division and fourth in the Western Conference. San Diego climbed 10 spots in the Western Conference after falling to last in the division, 14th in the Western Conference and 29th overall among the 30 AHL teams Dec. 9 (429%). The Gulls gained 62 points their final 47 games, posting a 28-13-4-2 record while earning points in 34-of-47 contests (.660%) to pass three teams in the division and nine in the conference. San Diego set a new club record for goals in a single season, netting 236 goals (excluding shootout goals) to rank second among AHL teams with 3.51 goals per game.

CLINCHED:

San Diego clinched a berth in the Calder Cup Playoffs Apr. 12 at Tucson for the third time in four seasons (also 2016 and 2017). San Diego is one of three Pacific Division teams (also San Jose and Ontario) to make at least three postseason appearances (nine teams have played in the Pacific Division).

HOME SWEET HOME:

The Gulls posted an 18-14-1-1 record on home ice this season, good for 36 points. The Gulls won 11 of their last 16 games at home and earned points in 20-of-34 home games overall. San Diego tied a club record with a seven-game home point streak from Oct. 19-Nov. 16 (5-0-1-1), and also won six straight home games from Dec. 15-Jan. 16.

ROAD WARRIORS:

San Diego concluded the regular season with points in seven straight road games (5-0-2-0), the second-longest such streak in the AHL to conclude the season. The Gulls also collected points in 22 of their last 26 road contests (16-4-4-2) to post an 18-10-4-2 record overall, tied for the third most road wins in the Western Conference. San Diego's 42 points away from home were the second highest total in club history (20-11-3-0; 43 points in 2016-17), while the 122 road goals set a new club single-season record to surpass the 100 scored in 2017-18. San Diego earned points in 10 straight road games from Dec. 14-Jan. 21, tied for the longest such streak in the AHL, and tied for the longest road point streak in club history (also 10 games: Dec. 29, 2016-Feb. 7, 2017; 9-0-0-1). San Diego also won a club record six straight road games from Dec. 22-Jan. 12.

SEASON STREAKS:

San Diego set a club record 15-game point streak (12-0-1-2) from Dec. 14-Jan. 16, a span of 36 days and the fourth-longest point streak in the AHL this season. The point streak surpassed the longest previous such streak in franchise history (12) set from Jan. 7-Feb. 7, 2017 (11-0-0-1). San Diego scored 62 goals during the 15 games, averaging 4.1 goals per game. San Diego outscored opponents by a 23-goal margin overall (62-39), including an 18-goal margin in the third period (27-9). The Gulls had 38 different players appear in a game during the 15 games (23 forwards, 12 defensemen and three goaltenders). The Gulls won six straight home games from Dec. 15-Jan. 16 and also had a seven-game home point streak from Oct. 19-Nov. 16 (5-0-1-1), tied for the longest home point streak in club history.



2018-19 SAN DIEGO GULLS

CAREER YEAR:

Sam Carrick led San Diego in points (32-29=61), goals, PPG (11), SHG (3) and GWG (5), and ranked second in assists (29) in 61 games this season, setting new Gulls single-season records in points, goals, SHG, GWG (5) and tying the club mark in PPG (11). He became the first Gull to reach the 60-point milestone Apr. 12 at Tucson, while also become the first San Diego player to record 25 and then 30 goals. In the regular-season finale, he scored his 100th career AHL goal Apr. 13 at Tucson. Carrick was one of two Gulls to record a point-per game average with 61 points in 61 games. He led the Western Conference and ranked fifth among AHL leaders in goals. He also set a personal and Gulls single-game record with five points (3-2=5), including his first career hat trick, a natural hat trick, Nov. 25 at Stockton.

ELEVEN STRAIGHT:

Troy Terry recorded a club record 11-game point streak in each of his first 11 career AHL games from Oct. 19-Nov. 23 (7-9=16), including all nine home games (7-7=14). The 11-game point streak surpassed the previous club record for points in consecutive games set by Corey Tropp (Dec. 9, 2017-Jan. 3, 2018; 8-6=14) and Nic Kerdiles (Feb. 26-Mar. 18, 2016; 7-9=16). Terry's point streak was the second-longest point streak by an AHL rookie. He also had a four-game goal streak (4-2=6) from Nov. 9-21, the longest goal streak by a Gulls rookie and tied for the second-longest goal streak in club history. Terry also recorded a nine-game point streak from Dec. 8-30 (4-8=12), the only Gulls player to have point streaks of nine games or more on multiple occasions.

NET PRESENCE:

Kevin Boyle posted a 24-13-2 record to mark new career highs in wins, games played (43) and minutes (2,362), all Gulls single-season records. He also ranked tied for ninth among AHL goaltenders in wins. Boyle completed the season with a 19-8-2 record his last 30 appearances while also earning a 9-1-2 mark with a 2.65 GAA and .922 SV% his last 13 road games. He won a club record 10 straight games from Dec. 15-Jan. 12, posting a 2.19 GAA and .923 SV% during the stretch, also a personal best as he surpassed his own mark of six straight wins (Jan. 27-Feb. 17, 2018) and the all-time club mark (8) set by Jhonas Enroth from Jan. 16-Feb. 7, 2017. Boyle made his NHL debut with Anaheim Feb. 10 at Philadelphia, and in his first NHL start Feb. 13 vs. Vancouver, he stopped all 35 shots for his first career NHL win to join John Gibson as the only two Anaheim goaltenders to record a shutout in his first NHL start.

I-5 CONNECTION:

In 2018-19, 25 players appeared in a game for both the Anaheim Ducks and San Diego Gulls, the most to appear in games for both the NHL club and primary affiliate. The 25 players included Pontus Aberg, Joseph Blandisi, Kevin Boyle, Sam Carrick, Max Comtois, Adam Cracknell, Chase De Leo, Jake Dotchin, Patrick Eaves, Korbinian Holzer, Max Jones, Justin Kloos, Kalle Kossila, Jacob Larsson, Isac Lundestrom, Josh Mahura, Jaycob Megna, Kevin Roy, Luke Schenn, Kiefer Sherwood, Sam Steel, Ben Street, Andrej Sustr, Troy Terry and Andy Welinski. Each of Boyle, Comtois, Jones, Lundestrom, Mahura, Sherwood, Steel and Terry made their NHL debuts with Anaheim this season. San Diego's season-closing roster included 18 players that played in at least one NHL game with Anaheim, posting 21-33=54 NHL points in 301 combined games.

NEW DEPTH:

San Diego iced 15 different rookies during the 2018-19 season. The 15 first-year players, a club record, combined for 67-123=190 points in a combined 350 games played, scoring 28 percent of San Diego's 236 goals (excluding shootout goals). Fifty-two different players dressed in a game for San Diego, including 48 skaters, both highest in the AHL this season. The 52 players to dress for San Diego surpassed the club record of 51 set in 2015-16.

CHART TOPPER:

On Jan. 9, Head Coach **Dallas Eakins** won his 136th game behind the bench for San Diego to surpass Kevin Dineen for the most wins by a head coach of an Anaheim Ducks primary affiliate. Eakins has the most wins and second-highest win percentage as a head coach of a Ducks AHL affiliate with a 154-95-15-8 (.608%) in 272 games behind San Diego's bench. Dineen led the Portland Pirates to a 135-76-13-16 record (.623%) in 240 games from 2005-08. The Gulls lead the Pacific Division in all-time wins, points (331) and points percentage (.608%) since the division's inception in 2015-16.

AMERICA'S FINEST FANS:

San Diego led the AHL in attendance for the second straight season in 2018-19 with an average of 9,021 per game. With a total of 306,722 fans in attendance across 34 home games, it marked the second straight season averaging more than 9,000 fans per game and third straight of more than 300,000 in total attendance dating to 2016-17. San Diego led the AHL in attendance in 2017-18 with an average of 9,305 per game, becoming the first team other than Hershey to lead the AHL in attendance dating to Hershey's 10 straight seasons leading the league from 2007-08 to 2016-17. Since the Gulls inaugural season in 2015-16, San Diego has had 1,219,828 fans to date, with the average of 8,969 across the four seasons leading the Western Conference and ranking second among AHL clubs (Hershey: 8,978).



2018-19 GAME-BY-GAME

#	Date	Team	W-L-OT	Record	GF-GA	Scorers	W Goal	PP	PK	SF-SA	W-L Gttdr.	Attend.
1	10/06/2018	@ Tucson Roadrunners	L	0-1-0-0	4-6	25s,15,32,25p	21	1-2	9-11	20-44	33/31	6,327
2	10/12/2018	Tucson Roadrunners	L	0-2-0-0	2-3	29,25	16	0-2	2-2	44-32	35/33	12,467
3	10/13/2018	@ Ontario Reign	W**	1-2-0-0	6-5	25,22p,13,3p,3	15**	2-6	4-5	37-43	31/40	8,795
4	10/19/2018	Milwaukee Admirals	W	2-2-0-0	4-2	22,19,19p,13	19	1-6	6-6	29-34	33/33	8,237
5	10/20/2018	Bakersfield Condors	W	3-2-0-0	5-4	12,19,15p,21,25	25	1-3	4-5	23-49	31/35	7,056
6	10/26/2018	Stockton Heat	O*	3-2-0-1	4-5	26,26,13p,14p	17**	2-7	3-5	33-38	32/31	6,768
7	10/27/2018	Tucson Roadrunners	O*	3-2-1-1	3-4	14p,21,14	29*	1-4	2-3	32-51	35/31	7,080
8	11/03/2018	@ Ontario Reign	L	3-3-1-1	2-4	6p,16	25	1-4	5-5	31-27	40/33	9,457
9	11/07/2018	@ Tucson Roadrunners	L	3-4-1-1	3-6	13p,24,12	8	1-4	4-4	22-31	31/31	2,410
10	11/09/2018	Colorado Eagles	W	4-4-1-1	4-3	21,25,19,15	15	0-3	2-3	38-29	33/39	12,920+
11	11/10/2018	Colorado Eagles	W	5-4-1-1	3-2	27p,16,19	19	1-5	6-7	43-43	33/39	10,508
12	11/16/2018	Bakersfield Condors	W	6-4-1-1	4-1	12,15,12p,19p	15	2-7	2-2	40-47	33/35	10,020
13	11/21/2018	Ontario Reign	L	6-5-1-1	3-4	17,16p,19p	28	2-8	4-5	25-33	33/49	6,618
14	11/23/2018	Stockton Heat	L	6-6-1-1	5-6	13,12,12p,17,17	20	1-3	2-3	32-32	32/31	8,004
15	11/25/2018	@ Stockton Heat	W	7-6-1-1	6-3	5,25p,25,25,17,11	25	1-3	3-4	33-44	33/32	2,437
16	11/28/2018	Manitoba Moose	L	7-7-1-1	1-5	23	38	0-4	1-4	32-24	1/33	6,052
17	11/30/2018	Manitoba Moose	W	8-7-1-1	2-1	16,11s	11	0-8	8-8	34-14	31/1	8,858
18	12/03/2018	@ San Jose	L	8-8-1-1	3-5	10,15,19	78	0-0	2-2	22-37	32/31	3,092
19	12/05/2018	Tucson Roadrunners	L	8-9-1-1	2-5	12p,14p	24	2-5	1-2	23-24	35/33	5,711
20	12/07/2018	@ Colorado Eagles	L	8-10-1-1	0-2		73	0-4	4-4	29-28	39/31	5,006
21	12/08/2018	@ Colorado Eagles	L	8-11-1-1	3-4	25s,16p,17p	61	2-7	3-5	36-23	39/31	5,289
22	12/14/2018	@ Bakersfield Condors	O**	8-11-1-2	3-4	13,12p,14	21**	1-5	2-2	38-29	40/31	4,312
23	12/15/2018	San Jose Barracuda	W**	9-11-1-2	4-3	16,16,25p	27**	1-5	3-4	29-31	33/34	10,911
24	12/19/2018	San Jose Barracuda	W	10-11-1-2	6-1	11,25s,38t,19,11	25	0-3	2-3	39-24	33/34	6,225
25	12/21/2018	Ontario Reign	W	11-11-1-2	5-3	25,23,3p,16,25	16	1-11	4-5	32-18	33/31	8,277
26	12/22/2018	@ Ontario Reign	O**	11-11-1-3	7-6	14,25p,3p,14s,19,11	27**	2-4	3-5	46-33	36/30	7,693
27	12/27/2018	Bakersfield Condors	W	12-11-1-3	4-3	15,24,3p,25p	25	2-4	0-0	29-33	33/39	8,514
28	12/29/2018	@ Bakersfield Condors	W*	13-11-1-3	3-2	16,34p,19	19*	1-3	0-1	29-20	30/40	5,316
29	12/30/2018	@ San Jose Barracuda	W	14-11-1-3	5-1	7,16,17,25,19	16	0-3	6-6	17-35	33/34	3,666
30	01/02/2019	@ Bakersfield Condors	W	15-11-1-3	2-1	38,11	11	0-1	4-5	27-34	33/39	3,090
31	01/04/2019	San Jose Barracuda	W	16-11-1-3	4-3	19,28,19,11p	11	1-4	2-4	26-30	33/32	10,253
32	01/06/2019	@ Ontario Reign	W	17-11-1-3	4-1	17,16,25,19p	16	1-5	2-3	43-31	33/31	8,962
33	01/09/2019	@ Stockton Heat	W	18-11-1-3	7-4	17,22p,22,27s,7,25,11	7	1-3	3-4	41-29	33/32	2,128
34	01/12/2019	@ San Jose Admirals	W	19-11-1-3	5-2	19,25,38,27,16	38	0-4	2-3	22-23	33/33	6,863
35	01/14/2019	@ Iowa Wild	O*	19-11-2-3	2-3	34p,27	42*	1-5	4-4	30-26	34/33	5,242
36	01/16/2019	Texas Stars	W	20-11-2-3	2-1	12,27s	27	0-4	4-5	32-27	33/35	7,207
37	01/19/2019	Bakersfield Condors	L	20-12-2-3	2-6	2,27	18	0-4	4-5	19-40	34/33	12,920+
38	01/21/2019	@ Ontario Reign	W	21-12-2-3	4-1	2,27,7p,17	27	1-6	2-2	46-21	30/40	8,614
39	01/25/2019	@ San Antonio Rampage	L	21-13-2-3	0-4		71	0-6	2-3	23-28	1/30	7,178
40	01/26/2019	@ Texas Stars	W	22-13-2-3	4-1	12,15,32,15	15	0-2	2-2	32-25	33/30	6,863
41	02/01/2019	Ontario Reign	W	23-13-2-3	6-1	7,25p,23,32,38,23	25	1-5	4-5	37-17	33/40	11,931
42	02/02/2019	Iowa Wild	W	24-13-2-3	4-1	3p,16,7,23	16	1-5	4-4	34-25	33/35	10,082
43	02/06/2019	Ontario Reign	L	24-14-2-3	3-6	39,25,14	14	0-4	3-3	40-25	33/40	6,847
44	02/08/2019	@ Ontario Reign	W	25-14-2-3	6-4	12,7,16,32,12,7	12	0-5	0-1	39-32	30/40	8,927
45	02/09/2019	@ Bakersfield Condors	L	25-15-2-3	1-7	12	37	0-3	3-4	27-38	40/30	6,112
46	02/12/2019	@ Colorado Eagles	W	26-15-2-3	2-1	7,12p	12	1-4	4-4	37-30	30/39	4,872
47	02/13/2019	@ Colorado Eagles	O*	26-15-3-3	4-5	12p,7,39,14	41*	1-3	0-1	34-36	39/37	4,659
48	02/16/2019	@ San Jose	W	27-15-3-3	8-3	25p,7,29,15,25p,23,12,10p	15	3-6	6-7	31-43	30/34	2,859
49	02/18/2019	@ San Jose	L	27-16-3-3	2-5	23,25p	70	1-4	3-5	27-38	32/30	6,027
50	02/20/2019	Tucson Roadrunners	W	28-16-3-3	5-2	27,25p,23s,14,39	23	1-3	2-2	37-36	30/33	6,222
51	02/23/2019	San Antonio Rampage	W	29-16-3-3	5-4	9,5,25,27,28	28	0-1	1-3	24-22	30/1	12,920+
52	03/01/2019	@ Stockton Heat	L	29-17-3-3	2-5	7,14	10	0-4	4-4	36-43	33/33	3,141
53	03/02/2019	@ Stockton Heat	W	30-17-3-3	3-0	23,27,23	23	0-2	4-4	36-20	30/32	6,436
54	03/06/2019	Stockton Heat	L	30-18-3-3	5-7	27p,14p,3p,27,12p	41	4-8	5-5	34-30	32/30	6,218
55	03/08/2019	Colorado Eagles	L	30-19-3-3	0-1		47	0-4	1-1	24-28	39/30	12,261
56	03/09/2019	Colorado Eagle	L	30-20-3-3	0-2		67	0-2	4-4	28-30	30/33	10,549
57	03/13/2019	@ Bakersfield Condors	W*	31-20-3-3	5-4	28p,32p,39,3p,23	23*	3-5	6-6	33-30	30/40	3,584
58	03/17/2019	@ Manitoba Moose	W	32-20-3-3	4-1	2,21,39,2s	21	0-3	3-3	37-39	33/1	6,211
59	03/19/2019	@ Manitoba Moose	O*	32-20-4-3	3-4	14p,15,39s	13*	1-4	3-3	39-29	1/30	2,902
60	03/23/2019	Ontario Reign	W**	33-20-4-3	5-4	7,28,32p,7	28**	1-4	1-2	39-37	33/31	12,534
61	03/27/2019	San Jose Barracuda	L	33-21-4-3	2-3	15,27	70	0-3	2-3	25-26	34/33	6,934
62	03/29/2019	Bakersfield Condors	L	33-22-4-3	2-3	25p,12p	15	2-7	3-5	42-32	39/33	8,352
63	03/30/2019	Stockton Heat	L	33-23-4-3	1-2	27	5	0-2	4-4	35-32	32/33	8,522
64	04/03/2019	@ San Jose Barracuda	W	34-23-4-3	4-3	14,11,28,15	15	0-4	2-4	37-38	33/34	2,963
65	04/05/2019	Ontario Reign	W	35-23-4-3	6-1	12,26,25,28,7s,25	26	0-1	2-2	30-35	33/31	10,708
66	04/10/2019	San Jose Barracuda	L	35-24-4-3	4-3	28,15p,12s	84	1-3	6-6	32-33	32/33	8,036
67	04/12/2019	@ Tucson Roadrunners	O*	35-24-5-3	3-4	15,23p,25	8*	1-3	1-3	36-32	33/33	5,650
68	04/13/2019	@ Tucson Roadrunners	W	36-24-5-3	4-3	15,25,23p,27	27	1-1	5-6	20-38	30/33	6,521

* = Overtime, ** = Shootout, + = Sellout



2018-19 FINAL STATISTICS

POS	NO.	PLAYER	GP	G	A	P	+/-	PIM	PP	SH	GW	S	%
C	25	Sam Carrick	61	32	29	61	+7	90	11	3	5	169	18.9
C	7	Chase De Leo	66	20	35	55	+16	12	2	1	3	173	11.6
R	19	*Troy Terry	41	16	25	41	+1	4	4	0	3	92	17.4
C	23	*Sam Steel	53	20	21	41	-3	24	3	1	3	99	20.2
R	12	Corey Tropp	55	20	20	40	-7	124	8	1	2	94	21.3
L	14	Kalle Kossila	44	14	21	35	-18	14	5	1	0	111	12.6
L	16	*Max Jones	43	14	15	29	+7	50	2	0	4	97	14.4
C	27	Adam Cracknell	32	15	13	28	+11	18	1	2	3	67	22.4
C	15	Ben Street	32	9	17	28	+7	6	1	0	3	89	10.1
C	11	Joseph Blandisi	27	8	15	23	+9	42	1	1	3	57	14.0
D	3	Andy Welinski	27	8	11	19	-1	16	7	0	0	81	9.9
D	6	*Josh Mahura	40	1	18	19	-3	10	1	0	0	55	1.8
R	39	*Kiefer Sherwood	29	6	12	18	15	+12	0	1	0	75	8.0
D	29	Trevor Murphy	37	3	15	18	+8	48	2	0	0	84	3.6
R	38	Matt Berry	42	4	14	18	+6	28	0	0	1	72	5.6
D	5	*Simon Benoit	65	2	14	16	+16	33	0	0	0	72	2.8
C	28	Justin Kloos	25	6	9	15	-1	10	1	0	1	57	10.5
L	32	*Jack Kopacka	32	6	8	14	-13	4	2	0	0	59	10.2
L	21	Ben Thomson	53	4	9	13	-4	91	0	0	1	55	7.3
D	24	Jaycob Megna	38	2	11	13	+8	20	0	0	0	67	3.0
L	13	Giovanni Fiore	23	6	5	11	-2	8	2	0	0	41	14.6
D	23	Luke Schenn	22	2	8	10	+8	9	0	0	0	41	4.9
D	2	Jake Dotchin	20	4	3	7	+10	68	0	1	0	34	11.8
L	26	Luke Gazdic	20	3	4	7	-2	39	0	0	1	18	16.7
D	4	Keaton Thompson	53	0	7	7	-2	49	0	0	0	44	0.0
C	22	*Isac Lundestrom	12	0	6	6	-6	2	0	0	0	15	0.0
R	18	Deven Sideroff	20	0	6	6	-1	7	0	0	0	19	0.0
C	22	Logan Shaw	7	2	3	5	0	6	1	0	0	15	13.3
D	5	Korbinian Holzer	12	2	3	5	+7	4	1	0	0	22	9.1
L	9	Kevin Roy	11	1	4	5	-4	6	0	0	0	26	3.8
D	34	Jacob Larsson	22	0	5	5	+1	10	0	0	0	28	0.0
L	10	Alex Dostie	37	2	2	4	-3	6	1	0	0	23	8.7
D	36	Andrej Sustr	39	0	3	3	-8	20	0	0	0	54	0.0
R	29	Pontus Aberg	2	1	1	2	0	4	0	0	0	9	11.1
L	11	Brent Gates Jr.	6	1	1	2	+3	0	0	0	0	11	9.1
C	23	Jake Marchment	5	0	2	2	+1	12	0	0	0	1	0.0
R	18	Patrick Eaves	7	0	2	2	-1	0	0	0	0	6	0.0
D	7	Steve Oleksy	15	0	2	2	-3	36	0	0	0	13	0.0
D	13	Patrick Sieloff	14	0	1	1	0	8	0	0	0	12	0.0
L	27	Max Comtois	4	1	0	1	-2	2	1	0	0	3	33.3
L	15	Steve McParland	5	1	0	1	0	6	0	0	0	3	33.3
C	19	Mitch Hults	2	0	1	1	0	0	0	0	0	5	0.0
D	20	Scott Moldenhauer	14	0	1	1	-2	4	0	0	0	5	0.0
R	28	Johno May	1	0	0	0	-1	0	0	0	0	2	0.0
R	27	Peter Sivak	1	0	0	0	0	0	0	0	0	0	0
L	22	Ryan Tesnik	2	0	0	0	0	0	0	0	0	0	0.0
D	40	Chris Forney	3	0	0	0	-3	0	0	0	0	1	0.0
L	28	Jared Thomas	3	0	0	0	-2	0	0	0	0	4	0.0
NO.	PLAYER	GP	MIN	GAA	W	L	OT	SO	GA	SA	SV%	G	A
33	Kevin Boyle	43	2361:55	2.90	24	13	2	0	114	1223	.907	0	2
30	Jeff Glass	19	1024:10	3.10	9	5	2	1	53	239	.897	0	1
31	Jared Coreau	13	672:09	3.57	3	6	3	0	40	517	.895	0	0
37	*Angus Redmond	2	42:08	2.85	0	0	1	0	2	22	.909	0	0
TOTALS		68	4131:10	3.17	36	24	8	1	218	2151	.899	0	3

* = Rookie

2017-18 SAN DIEGO GULLS



BACK ROW: (L-R) Giovanni Fiore, Julius Nattinen, Stu Bickel, Scott Sabourin, Jacob Larsson, Mitch Hults, Kiefer Sherwood **MIDDLE ROW:** Dr. Andrew Saleh, Ryan Tall, Kate Allgood, Alf Tejada, Joey Guilmet, Mike Liambas, Kevin Roy, Brian Cooper, Nic Kerdiles, Keaton Thompson, Corey Tropp, Chris Forney, Kalle Kossila, Deven Sideroff, Alex Dostie, Austin Ortega, Chad Walker, Brett Biedermann, Colin Reddin, Justin Roethlingshoefer **FRONT ROW:** Reto Berra, J.F. Labbe, Brett Ferguson, Marty Wilford, Dallas Eakins, Sam Carrick, Jeff Schultz, Jaycob Megna, Steven Oleksy, Bob Ferguson, Matt Savant, Jillian Reddin, Jeff Goduti, Kevin Boyle, Leland Irving

THE 2017-18 SEASON:

San Diego finished 2017-18 with a 36-28-3-1 record and 76 points, tied for fourth in the Pacific Division. The Gulls lost a tiebreaker scenario with San Jose due to head-to-head points in the eight-game season series and missed the playoffs for the first time in club history.

GULLS TOP ATTENDANCE CHARTS:

The Gulls led the AHL in attendance (9,305 avg.) in 2017-18, setting new club marks for a third consecutive season in average and overall attendance (316,368), in addition to a record six sellouts. San Diego became the first team in 12 seasons to usurp the Hershey Bears atop the league's attendance charts.

POWER SURGE:

The Gulls 21.9 percent mark on the man advantage ranked first in the AHL, with the 62 power-play goals in games leading the league in power-play goals per game. San Diego's 23.7% mark at home led the Western Conference (second in AHL). The 62 power-play goals also marked a single-season club record, while Corey Tropp tied his 2016-17 club record for single-season power-play goals with 11 on the man advantage.

CALL IT A COMEBACK:

The Gulls recorded 15 come-from-behind wins during 2017-18 to set a new single-season record, including 10 from one-goal deficits, four from two-goals and one from a three-goal deficit. On Jan. 17, San Diego trailed 3-0 at 9:35 of the second period but scored five consecutive goals to match the largest deficit overcome in a win in club history. The two previous deficits of three goals overcome were on Jan. 3, 2016 at San Antonio (trailed 3-0 at 4:17 of the third period to win 4-3) and Apr. 6, 2016 vs. Bakersfield (trailed 3-0 at 2:58 of second period and 5-2 of the second period at 15:52 to win 6-5 in overtime).

STREAKS:

San Diego won a club record-tying eight straight games from Jan. 26-Feb. 17, tied for the all-time club record for consecutive wins (also Nov. 11-Dec. 2, 2016). San Diego won five straight games from Dec. 9-23 and won four consecutive from Jan. 3-10. The Gulls won five straight road games from

Jan. 3-Feb. 18, tied for the longest road win streak in Gulls history (also Jan. 25-Feb. 7, 2017). The Gulls won a season-high six straight home games from Feb. 3-Mar. 2, the second longest home win streak in club history (three other times; last: Jan. 7-Feb. 14, 2017).

RECORD BREAKERS:

On Feb. 3, 2018, **Corey Tropp** passed Brandon Montour for the franchise's all-time scoring record when he tallied his 90th point for San Diego. Tropp scored his 38th career goal (shorthand goal) for San Diego on Feb. 25 to set the all-time club record for goals to pass Antoine Laganiere (37). Tropp earned his 38th goal in 107 games, setting the franchise goal record in 14 fewer contests than Laganiere's 121. Kalle Kossila scored his 100th career point Apr. 6, 2018 to become the second Gull to reach the 100-point milestone following Tropp's 100 points, while the Finnish center also recorded his 65th assist with the club Mar. 24 to pass Montour's 64 career assists with San Diego.

ROOKIE SCORER:

Giovanni Fiore set a new club rookie record for goals in a season to surpass the previous record of 16 set by Kevin Roy (2016-17) and Nick Ritchie (2015-16). Fiore scored his 17th goal of the season on Mar. 13 to pass the two previous leaders, marking his record tally in his 56th game Mar. 25. Fiore began his San Diego tenure with a career high five-game point streak to start his AHL career from Oct. 13-Oct. 25 (2-3=5) to become the first Gulls rookie to record points in his first five career games.

NATURAL HAT TRICK HEROES:

Corey Tropp scored the second hat trick and first natural hat trick (three consecutive goals in a game) in club history to lead the Gulls to a 4-3 win at the Texas Stars Jan. 3, 2018 at H-E-B Center. Tropp scored all three goals on the power play in a span of 3:32 in the second period (7:39, 8:15 and 11:11). On Jan. 17, 2018, **Giovanni Fiore** scored his first career hat trick with three consecutive goals in the third period in a span of 7:33 (goals at 5:01, 7:07 and 12:28) to lead San Diego to a 5-3 comeback win over the Tucson Roadrunners at Tucson Arena. Fiore's hat trick was the third in Gulls history the second natural hat trick in a seven-game, 14-day span.



2017-18 GAME-BY-GAME

#	Date	Team	W-L-OT	Record	GF-GA	Scorers	W Goal	PP	PK	SF-SA	W-L Gtldr.	Attend.
1	10/07/2017	@ Tucson Roadrunners	W	1-0-0-0	7-6	9p,25,7,3p,9p,17,19	19	3-7	6-8	27-36	33/33	5,711
2	10/13/2017	Texas Stars	L	1-1-0-0	1-3	16p	16	1-5	1-2	28-24	29/33	12,920+
3	10/14/2017	Texas Stars	W	2-1-0-0	5-1	10,7,32s,9,13p	7	1-5	3-3	29-20	33/29	7,109
4	10/20/2017	@ Stockton Heat	L	2-2-0-0	2-4	14p,14p	17	2-8	4-7	30-34	32/33	2,152
5	10/21/2017	@ Stockton Heat	L	2-3-0-0	3-6	11,11p,34	5	1-7	6-6	29-40	32/31	2,578
6	10/25/2017	Stockton Heat	W**	3-3-0-0	4-3	13,19p,19	13**	1-7	1-1	25-28	33/32	6,072
7	10/27/2017	@ Texas Stars	O*	3-3-1-0	4-5	23,10,19p,42	2*	1-5	5-5	20-33	29/33	4,782
8	10/28/2017	@ San Antonio Rampage	W	4-3-1-0	5-3	23,9,25p,18,3p	18	2-7	7-8	20-30	31/30	5,220
9	11/03/2017	Ontario Reign	L	4-4-1-0	0-1		16	0-3	3-4	27-42	40/31	10,591
10	11/04/2017	@ Ontario Reign	W**	5-4-1-0	4-3	22,3p,18p	11**	2-6	7-8	27-41	1/1	8,238
11	11/08/2017	Texas Stars	L	5-5-1-0	2-6	3p,13p	16	2-5	3-6	15-35	35/33	7,138
12	11/10/2017	Stockton Heat	L	5-6-1-0	3-6	25,7,23p	18	1-4	4-6	26-39	39/31	12,920+
13	11/11/2017	Ontario Reign	L	5-7-1-0	1-4	4p	10	1-5	4-4	12-38	40/33	11,125
14	11/17/2017	Tucson Roadrunners	W	6-7-1-0	8-3	19,32,21,38,11p,3p,21p,11p	38	4-9	4-6	36-34	33/33	9,049
15	11/18/2017	Tucson Roadrunners	W**	7-7-1-0	3-2	3,11	14**	0-3	2-4	37-38	33/30	10,002
16	11/22/2017	@ Tucson Roadrunners	L	7-8-1-0	0-5		38	0-4	3-5	29-37	33/33	3,617
17	11/24/2017	Bakersfield Condors	L	7-9-1-0	1-4	11p	19	1-5	4-6	42-24	34/1	8,275
18	11/26/2017	@ San Jose Barracuda	L	7-10-1-0	3-5	23,16,13	46	0-2	1-2	22-39	34/1	6,998
19	12/01/2017	@ Ontario Reign	W	8-10-1-0	3-2	15,13p,13	13	1-4	2-3	31-37	1/40	7,874
20	12/05/2017	@ Milwaukee Admirals	W	9-10-1-0	5-2	23,25p,14,21,4	14	1-4	1-3	37-34	1/39	2,500
21	12/06/2017	@ Chicago Wolves	L	9-11-1-0	1-3	15	14	0-1	4-4	16-31	31/33	3,414
22	12/09/2017	@ Iowa Wild	W*	10-11-1-0	4-3	21,21,14,27	27*	0-3	1-2	34-21	1/35	6,922
23	12/13/2017	Stockton Heat	W	11-11-1-0	5-3	27,4p,12p,19p,25	19	3-7	4-5	33-26	33/32	6,427
24	12/16/2017	Stockton Heat	W	12-11-1-0	4-1	19p,21p,14p,25	21	3-4	2-2	44-29	33/31	8,863
25	12/22/2017	Ontario Reign	W*	13-11-1-0	4-3	17,7,18,21	21*	0-8	7-8	35-33	33/1	9,274
26	12/23/2017	@ Ontario Reign	W	14-11-1-0	4-3	17,12p,15,14	14	1-3	3-3	34-33	1/40	7,115
27	12/27/2017	Tucson Roadrunners	L	14-12-1-0	1-4	12p	27	1-6	4-5	26-34	33/1	8,317
28	12/30/2017	@ Texas Stars	W	15-12-1-0	6-3	14p,21,17,21p,18,39	21	2-3	6-7	34-36	33/35	6,421
29	12/31/2017	@ San Antonio Rampage	L	15-13-1-0	1-2	12	5	0-4	3-3	28-31	1/35	4,937
30	01/03/2018	@ Texas Stars	W	16-13-1-0	4-3	17,12p,12p,12p	12	3-4	4-4	31-25	1/29	3,334
31	01/05/2018	San Jose Barracuda	W	17-13-1-0	5-0	40,14p,11p,21p,25p	40	4-5	6-6	26-46	1/33	12,171
32	01/06/2018	San Jose Barracuda	W	18-13-1-0	3-2	21p,11p,25	25	2-3	2-2	33-48	33/1	9,015
33	01/10/2018	Chicago Wolves	W	19-13-1-0	2-1	25,9	9	0-3	4-5	29-31	1/31	6,948
34	01/13/2018	Tucson Roadrunners	L	19-14-1-0	2-4	11,12	91	0-7	2-4	34-30	33/1	9,190
35	01/15/2018	@ Tucson Roadrunners	L	19-15-1-0	3-5	13,9p,17	67	1-6	3-4	23-30	35/33	3,085
36	01/17/2018	@ Tucson Roadrunners	W	20-15-1-0	5-3	21,13,13,13,11	13	0-1	4-4	26-37	1/33	6,621
37	01/19/2018	San Jose Barracuda	L	20-16-1-0	2-3	9,9p	53	1-5	3-3	29-46	34/1	12,920+
38	01/20/2018	San Jose Barracuda	L	20-17-1-0	1-2	39	63	0-3	4-5	29-33	34/33	8,554
39	01/26/2018	@ Bakersfield Condors	W**	21-17-1-0	3-2	12,17	17**	0-4	3-3	31-31	1/31	4,583
40	01/27/2018	@ Bakersfield Condors	W	22-17-0-0	4-2	27,13,21,17	21	0-1	2-2	34-36	33/31	7,227
41	02/03/2018	Tucson Roadrunners	W	23-17-1-0	4-1	14,10p,14s,25s	12	1-4	4-4	36-26	33/35	10,003
42	02/06/2018	Iowa Wild	W	24-17-1-0	5-1	14,11,24,13,7	11	0-1	1-1	29-33	33/35	6,267
43	02/10/2018	@ San Jose Barracuda	W*	25-17-1-0	3-2	9,21,39	39*	0-4	4-4	24-39	33/1	3,162
44	02/11/2018	@ San Jose Barracuda	W	26-17-1-0	4-1	17,14,39,21	14	0-4	6-6	28-34	1/34	3,863
45	02/14/2018	Bakersfield Condors	W	27-17-1-0	6-0	21,25s,19p,15,25,17p	21	2-4	4-4	27-37	33/31	6,210
46	02/17/2018	Ontario Reign	W	28-17-1-0	5-2	25,13,4,3,2,1p	4	1-5	1-3	32-55	33/1	12,920+
47	02/18/2018	@ Ontario Reign	L	28-18-1-0	2-5	19,7	26	0-2	4-4	24-39	40/1	9,126
48	02/25/2018	@ Stockton Heat	L	28-19-1-0	2-4	10,12s	18	0-5	3-3	26-33	39/33	3,370
49	02/27/2018	San Antonio Rampage	W	29-19-1-0	3-0	12p,14,9	12	1-5	4-4	18-26	1/35	6,908
50	03/2/2018	Ontario Reign	W*	30-19-1-0	5-4	25,32,3p,3,34	34*	1-3	4-4	24-45	1/31	12,920+
51	03/04/2018	@ Stockton Heat	O**	30-19-1-1	4-5	9,3p,13,13	16**	1-4	4-5	28-49	39/33	3,523
52	03/06/2018	Cleveland Monsters	O*	30-19-2-1	1-2	16	24*	0-4	4-4	24-34	35/1	6,259
53	03/09/2018	@ Ontario Reign	L	30-20-2-1	0-3		21	0-3	4-5	24-37	40/1	8,486
54	03/10/2018	@ Bakersfield Condors	O*	30-20-3-1	2-3	17,12	17*	0-3	2-2	40-37	31/1	5,204
55	03/13/2018	San Antonio Rampage	W	31-20-3-1	2-1	13p,17	17	1-3	5-6	25-34	1/35	6,362
56	03/16/2018	Milwaukee Admirals	W	32-20-3-1	2-0	32,14	32	0-4	3-3	23-37	1/39	10,257
57	03/17/2018	Bakersfield Condors	L	32-21-3-1	2-5	24,14	36	0-4	2-2	35-37	31/33	11,180
58	03/24/2018	@ Cleveland Monsters	W*	33-21-3-1	4-3	16,12p,34,39	39	1-3	1-1	41-33	1/35	15,290
59	03/25/2018	@ Cleveland Monsters	W	34-21-3-1	2-1	13,17	17	0-3	2-2	28-28	33/37	11,735
60	03/28/2018	Bakersfield Condors	L	34-22-3-1	2-3	19,39p	19	1-4	3-3	31-40	34/1	7,015
61	03/30/2018	Cleveland Monsters	W	35-22-3-1	3-1	19,14,4	14	0-0	1-2	23-45	33/37	10,961
62	03/31/2018	@ Bakersfield Condors	L	35-23-3-1	1-2	9p	13	1-3	4-4	23-36	31/1	5,057
63	04/04/2018	@ San Jose Barracuda	L	35-24-3-1	0-4		55	0-2	4-5	27-33	34/33	3,395
64	04/06/2018	@ Ontario Reign	L	35-25-3-1	2-3	12p,14p	9	2-6	6-8	27-30	1/33	8,720
65	04/07/2018	Ontario Reign	W	36-25-3-1	3-2	12p,14p,9	9	2-6	5-5	47-30	33/31	12,920+
66	04/11/2018	Tucson Roadrunners	L	36-26-3-1	0-4		8	0-4	4-4	36-39	33/1	9,306
67	04/13/2018	@ Tucson Roadrunners	L	36-27-3-1	2-3	17p,9	20	1-1	1-2	26-28	33/33	4,311
68	04/14/2018	@ Tucson Roadrunners	L	36-28-3-1	3-6	17,14,14	39	0-4	2-3	26-25	35/1	6,092

* = Overtime, ** = Shootout, + = Sellout

2017-18 FINAL STATISTICS

POS	NO.	PLAYER	GP	G	A	P	+/-	PIM	PP	SH	GW	S	S%
C	14	Kalle Kossila	55	21	33	54	2	26	7	1	4	154	13.6
R	12	Corey Tropp	50	17	26	43	-6	119	11	1	3	94	18.1
C	25	Sam Carrick	67	13	28	41	2	83	3	2	1	163	8.0
L	9	Kevin Roy	45	14	23	37	4	14	5	0	2	116	12.1
L	17	Nic Kerdiles	49	15	19	34	0	34	2	0	2	115	13.0
D	3	Andy Welinski	51	10	24	34	-11	22	7	0	0	116	8.6
L	13	*Giovanni Fiore	65	18	12	30	-4	21	4	0	2	164	11.0
C	21	Eric Fehr	34	17	11	28	6	33	6	0	5	71	23.9
C	19	*Mitch Hults	53	10	14	24	-10	8	5	0	2	82	12.2
D	7	Steve Oleksy	54	7	13	20	4	66	0	0	1	53	13.2
R	11	Spencer Abbott	17	6	14	20	0	2	4	0	0	29	20.7
D	4	Keaton Thompson	64	5	11	16	-12	29	2	0	1	79	6.3
R	16	*Austin Ortega	29	3	13	16	0	17	1	0	0	65	4.6
D	34	*Jacob Larsson	50	3	13	16	12	20	0	0	1	48	6.3
C	11	Joe Blandisi	27	5	10	15	2	40	2	0	1	65	12.8
D	5	*Marcus Pettersson	44	0	14	14	7	22	0	0	0	78	0.0
C	23	*Julius Nattinen	55	4	8	12	-1	10	1	0	0	59	6.8
D	24	Jaycob Megna	49	2	10	12	-2	25	0	0	0	68	2.9
C	39	Dennis Rasmussen	17	4	6	10	-1	4	0	0	1	31	12.9
C	10	*Alex Dostie	41	3	7	10	-16	10	0	0	0	27	11.1
R	27	Ryan White	21	3	6	9	4	52	0	0	1	30	10.0
D	6	Brian Cooper	40	0	9	9	-7	21	0	0	0	49	0.0
R	18	*Deven Sideroff	47	4	4	8	-17	38	1	0	1	44	9.1
L	32	Mike Liambas	40	4	3	7	-5	104	0	1	1	31	12.9
R	15	Scott Sabourin	44	4	3	7	-10	80	0	0	0	54	7.4
D	22	Jeff Schultz	36	1	5	6	-7	12	0	0	0	14	7.1
R	40	Jared Boll	15	1	2	3	1	19	0	0	1	6	16.7
R	39	*Kiefer Sherwood	11	2	0	2	-7	0	1	0	1	21	9.5
R	38	Kyle Thomas	7	1	1	2	1	0	0	0	1	8	12.5
L	42	Jordan Samuels-Thomas	18	1	1	2	-9	18	0	0	0	29	3.4
D	27	Korbinian Holzer	9	0	2	2	0	14	0	0	0	12	0.0
L	36	Ondrej Kase	1	0	0	0	0	0	0	0	0	0	0.0
D	36	*Chris Forney	3	0	0	0	-2	0	0	0	0	1	0.0
D	2	Stu Bickel	4	0	0	0	0	47	0	0	0	0	0.0
L	36	Greger Hanson	4	0	0	0	0	4	0	0	0	4	0.0
D	28	James Melindy	8	0	0	0	-5	33	0	0	0	2	0.0

NO.	PLAYER	GP	MIN	GAA	W	L	OT	SO	GA	SA	SV%	G	A
33	*Kevin Boyle	35	2052	2.66	19	13	2	1	91	1153	.921	0	0
1	Reto Berra	32	1779	2.66	16	12	2	3	79	1015	.922	0	0
31	Leland Irving	6	260	3.47	1	3	0	0	15	165	.909	0	0
TOTALS		68	4125	2.85	36	28	3	2148	2344	2344	.916	0	0

* = Rookie



2016-17 SAN DIEGO GULLS



Back Row(L-R): Shea Theodore, Nick Tarnasky, Antoine Laganieri, Jordan Samuels-Thomas, Stu Bickel, Scott Sabourin, Max Gortz, Nick Sorensen, Zac Larraza, Mitch Hults **Middle Row:** Alf Tejada, Ryan Tall, Matt Brayfield, Tyler Morley, Kalle Kossila, Andy Welinski, Emerson Etem, Sam Carrick, Corey Tropp, Spencer Abbott, Kyle MacKinnon, Nic Kerdiles, Keaton Thompson, Austin Ortega, Brian Cooper, Kevin Roy, Colin Reddin, Chris Martin, Ian Burns **Front Row:** Kevin Boyle, J.F. Labbe, Brett Ferguson, Marty Wilford, Dallas Eakins, Jaycob Megna, Nate Guenin, Jeff Schultz, Bob Ferguson, Matt Savant, Jillian Reddin, Jeff Goduti, Dustin Tokarski, Matt Hackett

POSTSEASON NOTES IN PLAYOFF SECTION

THE 2016-17 SEASON:

The Gulls finished the 2016-17 season with a 43-20-3-2 record and 91 points, good for second in the Western Conference and Pacific Division, and third in the AHL. The Gulls closed out 2016-17 on a three-game win streak, posted a 9-5-0-0 record in their final 14 games and a 15-6-1-0 mark in the last 22 games overall. The Gulls climbed six spots in the Pacific Division to finish second after falling to last in the division on Nov. 10, .500 percentage points behind then-leader Tucson (830 Tucson win % to .330 win % San Diego). After the holiday break, San Diego sat 11 points behind then-division leader Stockton, surpassing four teams (Stockton, Tucson, Ontario and Texas) and earning the joint-most points in the league since Dec. 26 (68 points, also Chicago) despite playing three fewer games than the Wolves.

ON HOME ICE:

San Diego's 23-9-1-1 record and 48 points at Valley View Casino Center ranked fourth in the Western Conference and sixth in the AHL. The Gulls outscored opponents by a 122-88 margin on home ice and boasted the fifth-best home power-play in the AHL with a 23.7% success rate. Additionally, San Diego won nine of its final 11 games at Valley View Casino Center to close out the regular season and posted a 15-3-0 record on home ice dating back to Jan. 7.

ROAD WARRIORS:

San Diego won 20 road games to lead the Pacific Division in wins away from home, while the club ranked tied for third in the Western Conference with a .632 road win percentage (20-11-2-1) and allowed the second-fewest road goals against (90). The Gulls set a club record 10-game road standings point streak (9-0-0-1) from Dec. 29 to Feb. 7 (19 of a possible 20 points), surpassing the previous mark of seven consecutive road wins set from Feb. 12 to Mar. 19, 2016. The Gulls won 12 consecutive road games outside of California to conclude their 2016-17 out-of-state schedule with wins over Tucson (5), Texas (2), San Antonio (2), Rockford (1) and Iowa (1). The only two losses (one regulation, one overtime) outside of California came in Canada at Manitoba on Oct. 28-29.

NIFTY 50:

Throughout the 2016-17 regular season, 50 different players appeared in a game for San Diego, tied for the most players to appear in a game for a single team this season (also San Antonio). Of the 50 players, 14 were rookies that contributed 70-134-204 points in a combined 403 games (70 goals were 32% of team's 221 goals).

SEASON STREAKS:

San Diego set a club record 12-game point streak from Jan. 7 to Feb. 7 (11-0-1-0), the Gulls' longest standings point streak in franchise history, surpassing an 11-game point streak from

Feb. 19 to Mar. 16, 2016 (9-0-1-1). The Gulls won a franchise-best eight consecutive games from Nov. 11 to Dec. 2 (8-0-0), the longest winning streak in club history and tied for the second longest win streak in the AHL in 2016-17. San Diego also won a club record seven consecutive home games from Feb. 24 to Mar. 22, surpassing the previous record of six set on three previous occasions. San Diego's 10-game road point streak from Dec. 29 to Feb. 7 was also tied for the second-longest in the AHL.

NET GAINS:

Jhonas Enroth (16-5-0) led all AHL goaltenders with a 1.91 GAA and .931 SV% (minimum 21 games). He posted a 14-4-0 record with two shutouts, a 1.73 GAA and .936 SV% in 18 games with San Diego after being acquired by the Anaheim Ducks from Toronto on Jan. 10. Enroth finished the season with a 9-2-0 road record with a 1.63 GAA and .939 SV% in 11 starts away from home.

RECORD SETTER:

Corey Tropp led the Gulls in scoring (21-33-54), goals (21) and PPG (11), and ranked second in assists (33). Tropp set the club record for goals in a single season on Mar. 18 at San Antonio with his 21st of the season, surpassing Chris Mueller's 20 goals in 2015-16, and also became the third player in club history to record 50 points in a season. Tropp finished the campaign with eight goals in his last 18 games (8-6-14) and 13-15-28 points over his last 31 games.

ANAHEIM CONNECTION:

Nineteen (19) players that appeared in a game with San Diego in 2016-17 also appeared in a game with the Anaheim Ducks in the NHL. Players that appeared with the Gulls this season scored 28-42=70 points in 368 NHL games. In addition, eight Gulls players made their NHL debut with Anaheim this season (Joseph Cramarossa, Ondrej Kase, Nic Kerdiles, Kalle Kossila, Jacob Larsson, Jaycob Megna, Brandon Montour, Nick Sorensen) and four scored their first NHL goal with the Ducks (Cramarossa, Kase, Stefan Noesen, Montour).

SAN DIEGO IS A HOCKEY TOWN:

San Diego saw more than 301,000 fans enter the turnstiles throughout the club's 34 home games, including a single-season record three sellouts (12,920) and 11 games of 10,000 or more fans. The Gulls led the Pacific Division and ranked third in the AHL with an average attendance of 8,876 behind only Hershey and Cleveland.

2016-17 GAME-BY-GAME

#	Date	Team	W-L-OT	Record	GF-GA	Scorers	W Goal	PP	PK	SF-SA	W-L Gtldr.	Attend.
1	10/14/2016	Tucson Roadrunners	W	1-0-0-0	5-3	12,18,14p,28p,28	28	2-6	3-6	43-32	39/35	10,727
2	10/15/2016	Ontario Reign	L	1-1-0-0	0-2		17	0-6	4-6	36-27	31/1	7,017
3	10/22/2016	Texas Stars	W	2-1-0-0	5-4	9p,26,29,28,2	2	1-5	2-4	38-29	39/30	8,391
4	10/26/2016	Stockton Heat	L	2-2-0-0	5-7	13p,5,12,26	18	2-5	1-2	37-28	31/32	5,634
5	10/28/2016	@ Manitoba Moose	O*	2-2-1-0	2-3	11,12p	24	1-3	3-4	29-30	1/33	4,718
6	10/29/2016	@ Manitoba Moose	L	2-3-1-0	4-5	15,16,29,3	13	0-4	3-3	41-27	31/39	4,148
7	11/04/2016	@ Stockton Heat	L	2-4-1-0	1-6	20	17	1-9	6-7	23-32	32/39	4,101
8	11/05/2016	@ Stockton Heat	L	2-5-1-0	3-7	9,9,37	26	0-4	4-8	28-30	30/31	5,052
9	11/11/2016	Manitoba Moose	W	3-5-1-0	3-2	42,9,26p	26	1-5	2-2	37-23	39/1	10,044
10	11/12/2016	Manitoba Moose	W	4-5-1-0	6-3	29,26,42s,12p,37,9p	12	2-6	6-7	34-42	31/31	11,024
11	11/18/2016	San Jose Barracuda	W**	5-5-1-0	3-2	2,13	11	0-2	1-1	37-24	39/1	8,077
12	11/19/2016	San Jose Barracuda	W	6-5-1-0	4-0	37,12,43,14p	37	1-1	4-4	25-37	31/1	7,931
13	11/26/2016	@ Bakersfield Condors	W*	7-5-1-0	3-2	16,9,12p	12	1-3	3-4	41-36	39/34	7,855
14	11/27/2016	@ Ontario Reign	W	8-5-1-0	4-3	34,9,28,14	14	0-3	4-5	23-27	39/36	8,380
15	11/30/2016	Tucson Roadrunners	W	9-5-1-0	5-1	15,9p,28,14p	9	2-4	4-4	29-20	39/33	5,555
16	12/02/2016	@ Stockton Heat	W**	10-5-1-0	3-2	43,11s	16	0-2	2-2	32-43	39/32	4,336
17	12/03/2016	@ Stockton Heat	L	10-6-1-0	0-4		18	0-4	3-3	37-39	39/39	4,842
18	12/06/2016	Bakersfield	W*	11-6-1-0	4-3	14,26p,11,21	21	1-3	3-4	24-32	39/31	5,556
19	12/10/2016	@ San Jose	L	11-7-1-0	0-3		72	0-5	1-1	15-34	1/39	4,152
20	12/11/2016	@ San Jose	L	11-8-1-0	0-3		60	0-3	1-2	26-43	1/33	4,322
21	12/13/2016	Ontario Reign	L	11-9-1-0	2-3	21s,16	16	0-1	4-4	20-32	39/1	6,112
22	12/16/2016	Stockton Heat	L	11-10-1-0	3-5	9,24s,34	32	0-7	5-7	47-25	32/39	8,091
23	12/17/2016	Stockton Heat	L	11-11-1-0	1-3	4	18	0-4	2-3	49-25	32/33	9,440
24	12/26/2016	Tucson Roadrunners	O**	11-11-1-1	4-5	24,18s,9,26	19	1-6	3-5	27-28	35/39	7,521
25	12/27/2016	Ontario Reign	O*	11-11-2-1	1-2	26p	6	1-6	4-5	39-28	31/33	8,717
26	12/29/2016	@ Texas Stars	W	12-11-2-1	4-0	3,11,42s,14	3	0-1	3-3	28-22	33/35	6,538
27	12/31/2016	@ Texas Stars	W	13-11-2-1	3-1	21,11p,4p	11	2-7	4-4	23-38	33/33	4,569
28	01/06/2017	San Antonio Rampage	L	13-12-2-1	4-5	5,42,28,27p	10	1-3	3-4	39-23	30/33	9,044
29	01/07/2017	San Antonio Rampage	W	14-12-2-1	3-2	29,11,12p	12	1-5	0-2	29-28	33/40	8,634
30	01/11/2017	Stockton Heat	W	15-12-2-1	5-3	34p,26,12p,18s,14	18	2-9	3-3	38-22	33/32	6,026
31	01/13/2017	@ Rockford Ice Hogs	W*	16-12-2-1	3-2	26,16,26	26	0-1	3-4	33-34	33/35	3,727
32	01/16/2017	@ Iowa Wild	W	17-12-2-1	3-1	28,28p,26	28	1-3	3-3	32-23	1/34	4,248
33	01/20/2017	San Jose Barracuda	W	18-12-2-1	5-1	42,15,16p,14,14	15	1-6	3-3	35-31	1/1	12,920+
34	01/22/2017	@ Ontario Reign	O**	18-12-2-2	2-3	37,12	22	0-4	3-3	32-29	33/1	8,523
35	01/25/2017	@ Tucson Roadrunners	W	19-12-2-2	8-1	12,15,28,19,12,23,42s,6	15	0-2	2-2	39-28	1/35	2,437
36	01/27/2017	@ Tucson Roadrunners	W	20-12-2-2	2-1	21,21p	21	1-3	3-4	39-26	1/33	5,102
37	01/28/2017	@ Tucson Roadrunners	W	21-12-2-2	3-0	21p,28p,12	21	2-5	5-5	30-22	1/33	6,521
38	02/03/2017	@ Ontario Reign	W*	22-12-2-2	4-3	42,17,9,26	26	0-2	2-3	30-29	1/31	9,491
39	02/04/2017	Ontario Reign	W	23-12-2-2	2-0	28p,28	28	1-6	5-5	29-25	1/1	12,275
40	02/07/2017	@ Bakersfield	W	24-12-2-2	4-2	28p,14p,28,18	28	1-5	5-6	36-20	1/34	3,383
41	02/08/2017	@ San Jose	L	24-13-2-2	1-2	21s	53	0-1	1-1	39-28	1/1	3,954
42	02/10/2017	@ Ontario	W	25-13-2-2	4-1	10,24,42,18	24	0-2	0-1	38-27	1/1	8,858
43	02/12/2017	Bakersfield Condors	W	26-13-2-2	4-0	16p,28p,42,21	16	2-7	4-4	45-22	39/34	9,827
44	02/14/2017	Iowa Wild	W	27-13-2-2	5-1	42,3p,24,15,23p	3	2-4	1-1	39-21	1/34	6,764
45	02/17/2017	@ Bakersfield Condors	W	28-13-2-2	3-2	27p,21p,17	17	2-3	2-2	24-26	39/1	5,308
46	02/18/2017	Tucson Roadrunners	L	28-14-2-2	2-5	17,17	20	0-5	2-3	38-26	33/1	12,920+
47	02/24/2017	Texas Stars	W	29-14-2-2	6-2	12p,21,9p,28p,16,21s	9	3-5	5-5	31-27	39/33	10,216
48	02/25/2017	Rockford Ice Hogs	W	30-14-2-2	3-2	26,24,23	23	0-5	5-6	31-32	33/30	10,077
49	02/28/2017	@ Tucson Roadrunners	W	31-14-2-2	5-3	28,12p,42,15,14	15	1-4	3-5	29-19	39/33	2,610
50	03/03/2017	Tucson Roadrunners	W	32-14-2-2	4-1	4,16,6,14	16	1-5	4-5	36-28	33/30	8,755
51	03/05/2017	@ San Jose Barracuda	O*	32-14-3-2	3-4	12p,27,25	65	1-4	1-1	29-29	1/33	3,916
52	03/08/2017	San Jose Barracuda	W*	33-14-3-2	7-6	16p,28p,25,12,28,17p,23	23	3-7	1-2	38-34	33/33	5,842
53	03/10/2017	Tucson Roadrunners	W	34-14-3-2	2-1	12p,25p	25	2-5	4-4	35-40	33/33	12,006
54	03/12/2017	@ San Jose Barracuda	L	34-15-3-2	0-3		65	0-5	2-3	26-25	1/33	4,394
55	03/15/2017	Stockton Heat	W	35-15-3-2	3-2	19,12,12p	12	1-3	4-4	33-36	39/39	5,567
56	03/17/2017	@ San Antonio Rampage	W*	36-15-3-2	2-1	28,9	9	0-3	3-3	30-27	39/30	7,033
57	03/18/2017	@ San Antonio Rampage	W**	37-15-3-2	4-3	19p,12p,11	11	2-5	3-4	37-32	33/30	9,846
58	03/22/2017	San Jose Barracuda	W	38-15-3-2	5-1	6,27p,27,15,14	27	1-4	2-3	27-37	39/1	6,555
59	03/24/2017	@ Bakersfield Condors	L	38-16-3-2	1-5	13	18	0-4	2-2	31-17	1/39	5,536
60	03/25/2017	Bakersfield Condors	L	38-17-3-2	1-3	17	17	0-2	3-5	45-29	1/33	12,449
61	03/31/2017	@ Tucson Roadrunners	W	39-17-3-2	8-2	19,7,9,3,42,14,3,3	9	0-0	3-3	32-26	1/30	4,441
62	04/01/2017	@ Tucson Roadrunners	W	40-17-3-2	4-1	17,13,11,11	13	0-5	3-3	41-31	1/33	6,022
63	04/05/2017	@ Stockton Heat	L	40-18-3-2	3-5	36,15,14p	17	1-2	4-5	19-33	39/1	2,717
64	04/07/2017	Ontario Reign	L	40-19-3-2	0-4		25	0-3	5-7	30-32	1/1	12,071
65	04/08/2017	@ Ontario Reign	L	40-20-3-2	1-3	36	8	0-5	3-3	28-27	1/39	9,491
66	04/12/2017	Bakersfield Condors	W	41-20-3-2	5-1	4,16,9,28,23	16	0-0	2-2	25-36	1/34	7,271
67	04/14/2017	@ Ontario Reign	W**	42-20-3-2	4-3	34,36,15	36	0-2	4-5	16-35	39/37	9,491
68	04/15/2017	Ontario Reign	W	43-20-3-2	5-3	9,13p,37,6,36p	6	2-5	4-6	33-22	1/1	12,920+

* = Overtime, ** = Shootout, + = Sellout



2016-17 FINAL STATISTICS

POS	NO.	PLAYER	GP	G	A	P	+/-	PIM	PP	SH	GW	S	%
RW	12	Corey Tropp	62	21	33	54	1	48	11	0	4	109	19.3
LW	14	*Kalle Kossila	65	14	34	48	19	8	4	0	1	163	8.6
LW	9	*Kevin Roy	67	16	30	46	0	16	5	0	4	163	9.8
LW	28	Antoine Laganiere	64	21	16	37	-1	30	9	0	4	155	13.5
D	26	Brandon Montour	36	13	19	32	17	34	3	0	3	148	8.8
D	3	*Andy Welinski	63	6	23	29	4	16	1	0	2	88	6.8
D	24	Jaycob Megna	62	5	22	27	33	37	0	1	1	70	7.1
LW	42	Jordan Samuels-Thomas	56	12	12	24	13	17	0	3	0	91	13.2
RW	16	*Nick Sorensen	48	10	12	22	-3	38	3	0	3	83	12.0
D	27	Shea Theodore	26	5	15	20	11	12	3	0	1	90	5.6
RW	19	Max Gortz	28	4	15	19	8	21	1	0	0	43	9.3
C	21	Chris Wagner	30	12	7	19	10	18	3	3	3	69	17.4
RW	15	Scott Sabourin	54	8	9	17	7	147	0	1	2	89	9.0
C	23	Tyler Morley	48	5	12	17	1	14	1	0	2	87	5.7
D	4	*Keaton Thompson	52	4	12	16	1	29	2	0	0	84	4.8
LW	17	Nic Kerjiles	27	7	8	15	1	25	1	0	1	83	8.4
RW	11	Stefan Noesen	22	6	9	15	2	40	1	1	1	55	10.9
D	22	Jeff Schultz	65	0	15	15	6	18	0	0	0	54	0.0
RW	11	Spencer Abbott	13	3	11	14	2	2	0	0	0	22	13.6
RW	13	*Ondrej Kase	14	6	6	12	13	4	3	0	1	37	16.2
D	5	Nate Guenin	56	2	10	12	4	28	0	0	0	64	3.1
C	25	Sam Carrick	15	3	8	11	3	20	1	0	1	24	12.5
LW	18	Ryan Garbutt	28	4	6	10	8	45	0	2	1	56	7.1
D	6	*Brian Cooper	37	4	6	10	5	10	0	0	1	48	8.3
LW	37	*Zac Larraza	17	5	4	9	7	2	0	0	1	14	35.7
LW	29	Nick Tarnasky	32	4	5	9	-8	53	0	0	0	39	10.3
C	10	Kyle MacKinnon	21	2	4	6	4	10	0	0	1	22	9.1
D	2	Stu Bickel	26	2	4	6	-2	148	0	0	1	28	7.1
RW	36	*Austin Ortega	6	4	1	5	-3	6	1	0	0	13	30.8
RW	43	Austen Brassard	20	2	2	4	1	13	0	0	0	15	13.3
C	34	*Mitch Hults	6	1	3	4	2	0	0	0	0	6	16.7
RW	34	Kenny Ryan	8	2	1	3	-2	2	0	0	0	15	13.3
RW	34	Greger Hansson	5	1	2	3	2	2	1	0	0	18	5.6
D	43	*Jacob Larsson	4	0	2	2	-6	2	0	0	0	9	0.0
LW	25	Andrew O'Brien	10	0	2	2	-2	4	0	0	0	16	0.0
RW	20	Emerson Etem	1	1	0	1	-2	0	1	0	0	2	50.0
C	18	Mike Sgarbossa	2	1	0	1	1	0	0	0	0	4	25.0
D	7	Clayton Stoner	3	1	0	1	2	12	0	0	0	2	50.0
D	7	James Melindy	3	0	1	1	0	27	0	0	0	0	0.0
RW	38	*Deven Sideroff	3	0	1	1	1	4	0	0	0	2	0.0
C	44	Nate Thompson	3	0	1	1	2	2	0	0	0	6	0.0
G	1	Jhonas Enroth	1	0	1	1	0	2	0	0	0	0	0.0
C	19	Joseph Cramarossa	2	0	0	0	0	8	0	0	0	2	0.0
RW	18	Logan Shaw	2	0	0	0	0	0	0	0	0	4	0.0
LW	43	Brandon McNally	2	0	0	0	0	0	0	0	0	2	0.0
C	32	*Tyler Soy	2	0	0	0	0	0	0	0	0	1	0.0
RW	41	Nick Sorkin	5	0	0	0	-3	0	0	0	0	2	0.0

NO.	PLAYER	GP	MIN	GAA	W	L	OT	SO	GA	SA	SV%	G	A
1	Jhonas Enroth	18	1077	1.73	14	4	0	2	31	452	.936	0	1
*33	Kevin Boyle	19	1111	2.27	10	5	4	1	42	512	.924	0	0
39	Dustin Tokarski	27	1578	2.93	17	8	1	1	77	675	.898	0	0
31	Matt Hackett	7	340	3.35	2	3	0	1	19	168	.898	0	0
TOTALS		68	4136	2.55	43	20	3	5	176	1983	.911	0	1

* = Rookie

2015-16 SAN DIEGO GULLS



BACK ROW (L-R) – Stefan Noesen, Andy Welnski, Shea Theodore, Shane O'Brien, Antoine Laganiere, Stu Bickel, Jaycob Megna, Andrew O'Brien, Martin Gernat, Tim Jackman, Nick Ritchie, Brandon Montour, Nic Kerdeslo
MIDDLE ROW (from left to right) – Chris Martin, Colin Reddin, Ian Burns, Brian Cooper, Kyle MacKinnon, Harry Zolnierczyk, Michael Sgarbossa, Corey Tropp, Matt Bailey, Joseph Cramarossa, Kenny Ryan, Ondrej Kase, Kalle Kossila, Tyler Morley, Matt Brayfield, Ben Calkins
FRONT ROW (from left to right) – Matt Hackett, Sudarshan Maharaj, Brett Ferguson, Marty Wilford, Dallas Eakins, Chris Mueller, Joe Piskula, Brian McGrattan, Bob Ferguson, Jillian Reddin, Jeff Goduti, Dustin Tokarski, Ryan Faragher

POSTSEASON NOTES IN PLAYOFF SECTION

2015-16: THE INAUGURAL SEASON :

San Diego Gulls completed the 2015-16 inaugural season with a record of 39-23-4-2, earning second place in the newly-created Pacific Division and fifth in the Western Conference. The Gulls won their first-ever AHL game with a 4-2 victory over the Grand Rapids on Oct. 10, 2015 in front of a sellout crowd (12,920) at Valley View Casino Center. San Diego went 6-2-2-0 in the last 10 games and 16-3-3-1 in the past 23 games, clinching their first-ever spot in the postseason on April 6, 2016.

THE TURNSTILE:

In the inaugural season, San Diego ranked second among league leaders in average attendance (8,675), bringing nearly 300,000 fans to watch Gulls hockey at Valley View Casino Center. In hockey's return to San Diego Opening Night as the team hosted Grand Rapids, Gulls fans packed the Valley View Casino Center with a sellout crowd of 12,920.

LEADING THE WAY:

Veteran center **Chris Mueller** (20-37=57) and rookie defenseman **Brandon Montour** (12-45=57) co-lead the club in scoring during the club's inaugural season, while defenseman **Jaycob Megna** paced all skaters with a +23 rating. Montour also led the team in appearances, leading the full 68-game schedule.

ALL-LEAGUE:

Montour was named both to the AHL All-Rookie Team and as an AHL First Team All-Star defenseman, and was ranked tied for 12th in the AHL in total scoring and tied for third in the league in assists (45), while he co-lead in power play assists (24) and ranked second in power play points (30). The rookie blueliner ranked third among league rookies in scoring while pacing the group in assists.

ROTATING ROSTER:

There were 14 different players who saw the ice for both the Ducks and the Gulls during the 2015-16 season and nine players who dressed for San Diego on Opening Night made appearances with the big club. Anaheim Ducks first round draft picks **Shea Theodore** (2013) and **Nick Ritchie** (2014) both made their NHL debuts after successful starts in San Diego. Theodore added 9-28=37 points in 50 games with San Diego in addition to his 3-5=8 points with a +7 rating in 19 games with Anaheim. Ritchie notched 16-14=30 points in just 38 AHL games and collected 2-2=4 points with 37 PIM in 33 games with the Ducks.

STAR NETMINDER:

San Diego's Opening Night goaltender, **John Gibson**, posted the Gulls' first-ever shutout with 23 saves in a 3-0 win Oct. 23 at San Jose. Gibson appeared in 13 contests with San Diego before his eventual recall to Anaheim where he went on to be named an NHL All-Star and claim the William M. Jennings Trophy along with Frederik Andersen as the NHL's goaltenders who play a minimum of 25 games for the club allowing the fewest goals. Gibson appeared in 40 games with Anaheim ranking second in the NHL with a 2.07 goals-against average, and paced all rookie netminders with four shutouts and co-lead rookies in wins (21).

LEADING SITUATIONS:

When the San Diego Gulls scored the game's first goal, they were 28-1-2-1 on the season (.922 points percentage). San Diego had not lost in regulation all season when scoring first, until Ontario's 4-2 win over the Gulls during the season's final weekend. When leading after the first period, the Gulls went 18-2-0-1 on the season. That trend was even more pronounced after two periods where San Diego posted a 31-0-0-0 record when leading after 40 minutes. San Diego was the only team in the AHL to finish with a perfect record when leading after two periods.



2015-16 GAME-BY-GAME

#	Date	Team	W-L-OT	Record	GF-GA	Scorers	W Goal	PP	PK	SF-SA	W-L Gtldr.	Attend.
1	10/10/2015	Grand Rapids	W	1-0-0-0	4-2	20p,26p,20,28	20	2-5	2-3	30-34	36/31	12,920+
2	10/16/2015	Bakersfield	W**	2-0-0-0	6-5	20,12,13,28,9	13**	0-2	0-2	41-39	36/31	8,788
3	10/21/2015	@ San Jose	W**	3-0-0-0	3-2	17p,9p	20**	2-5	2-2	32-27	36/1	3,027
4	10/23/2015	@ San Jose	W	4-0-0-0	3-0	21,15,20p	21	1-3	5-5	34-23	36/30	3,156
5	10/24/2015	@ Bakersfield	L	4-1-0-0	0-3		10	0-6	8-9	24-21	31/31	4,787
6	10/30/2015	Stockton	W**	5-1-0-0	3-2	20p,12p	18**	2-4	7-7	27-33	31/36	7,152
7	10/31/2015	Stockton	W	6-1-0-0	3-2	28,20p,12s	12	1-4	5-6	36-36	31/36	5,015
8	11/03/2015	San Antonio	W*	7-1-0-0	3-2	20p,27,20	20*	1-4	5-5	37-33	36/31	5,378
9	11/05/2015	@ Ontario	L	7-2-0-0	1-4	16	9	0-5	2-4	21-25	31/36	6,212
10	11/07/2015	@ San Jose	W	8-2-0-0	3-2	18,18,19	19	0-2	3-3	28-33	36/1	4,053
11	11/11/2015	Bakersfield	W	9-2-0-0	6-1	19,26,9p,26p,28p,22	26	3-3	8-8	23-31	36/30	6,642
12	11/13/2015	San Jose	L**	9-2-0-1	3-4	20,15p,17p	86**	2-7	4-5	30-30	1/36	10,010
13	11/14/2015	San Jose	L	9-3-0-1	3-4	16,17p,15	54	1-4	2-3	35-26	1/31	11,396
14	11/18/2015	@ Stockton	L	9-4-0-1	0-4		27	0-3	4-4	21-40	39/36	3,113
15	11/20/2015	@ Grand Rapids	L	9-5-0-1	4-7	12p,19,26p,16	26	2-5	5-9	35-40	31/36	8,240
16	11/21/2015	@ Milwaukee	L	9-6-0-1	1-3	15p	89	1-5	2-2	30-37	31/36	3,764
17	11/25/2015	Texas	L	9-7-0-1	3-5	18,19,26	3	0-1	2-3	20-35	1/31	6,406
18	11/27/2015	Ontario	W	10-7-0-1	3-2	17,14,27p	27	1-6	5-7	31-25	31/31	9,251
19	11/28/2015	@ Ontario	W	11-7-0-1	3-1	34s,17p,28	17	1-5	7-7	26-25	30/31	9,491
20	12/04/2015	@ Bakersfield	L	11-8-0-1	4-6	17p,27p,28,19	22	2-4	2-3	45-32	31/30	4,733
21	12/05/2015	@ Stockton	L	11-9-0-1	2-4	14,25	27	0-5	5-7	25-44	31/30	5,076
22	12/11/2015	@ Bakersfield	L	11-10-0-1	0-3		12	0-5	1-1	31-26	30/30	5,561
23	12/12/2015	@ San Jose	W	12-10-0-1	5-0	12,16,18p,11,21	12	1-1	2-2	26-32	31/30	4,178
24	12/18/2015	San Jose	W*	13-10-0-1	3-2	27p,11p,11	11*	2-7	4-4	31-32	35/1	9,421
25	12/19/2015	@ Ontario	W**	14-10-0-1	3-2	20p,20	18**	1-6	6-6	24-29	35/31	8,535
26	12/26/2015	Ontario	W	15-10-0-1	4-1	17p,15,18,19	15	1-5	6-6	21-30	35/31	11,078
27	12/27/2015	@ Bakersfield	L	15-11-0-1	1-4	18	12	0-5	7-8	28-27	31/31	4,233
28	12/31/2015	@ Texas	L	15-12-0-1	1-6	25p	38	1-4	6-7	27-44	40/35	4,387
29	01/01/2016	@ San Antonio	W	16-12-0-1	3-1	19,20,15p	20	1-5	2-3	35-25	35/30	3,285
30	01/03/2016	@ San Antonio	W	17-12-0-1	4-3	19,28,26p,16	16	1-2	1-1	32-23	31/30	6,896
31	01/08/2016	Charlotte	L	17-13-0-1	1-3	20p	36	1-5	3-5	30-29	31/35	8,522
32	01/09/2016	Charlotte	L	17-14-0-1	2-4	18p,20	15	1-5	3-5	39-26	31/35	10,036
33	01/13/2016	San Jose	O*	17-14-1-1	1-2	28	3*	0-2	2-2	25-23	1/35	6,023
34	01/15/2016	@ Ontario	L	17-15-1-1	0-5		10	0-4	5-6	27-34	31/35	9,491
35	01/16/2016	Texas	L	17-16-1-1	3-5	29s,20p,15	19	1-4	5-6	20-19	33/39	10,491
36	01/19/2016	@ San Antonio	W	18-16-1-1	2-1	32,29	29	0-5	6-6	22-41	39/35	2,982
37	01/22/2016	@ Texas	W	19-16-1-1	3-2	18,9p,11	11	1-2	2-3	26-21	31/30	4,220
38	01/23/2016	@ Texas	L	19-17-1-1	2-5	6p,29s	29	1-6	3-4	31-25	33/35	5,460
39	01/29/2016	Ontario	L	19-18-1-1	0-2		27	0-3	3-4	21-30	31/31	11,753
40	02/05/2016	Stockton	W	20-18-1-1	4-2	23,32,5,19	5	0-2	2-3	21-18	35/31	7,286
41	02/06/2016	Milwaukee	W	21-18-1-1	4-1	14,15,10,14s	15	0-2	2-3	31-24	35/74	8,560
42	02/10/2016	Bakersfield	L	21-19-1-1	2-4	28,15	37	0-4	5-3	30-44	1/35	5,543
43	02/12/2016	@ Charlotte	W*	22-19-1-1	3-2	26,23,18	18*	0-3	2-3	24-28	31/31	6,629
44	02/13/2016	@ Charlotte	W	23-19-1-1	5-4	32,27,11p,26p,28s	28	2-4	3-4	28-27	35/31	8,320
45	02/17/2016	Texas	L	23-20-1-1	3-6	15,13,25	21	0-5	2-3	45-35	33/31	5,947
46	02/19/2016	@ Bakersfield	W	24-20-1-1	3-2	25,22s,19	19	0-2	3-3	25-27	35/31	5,041
47	02/20/2016	Ontario	W	25-20-1-1	4-2	26,19,32,18	32	0-4	4-4	30-32	35/31	10,897
48	02/24/2016	@ Stockton	O**	25-20-1-2	3-1	10,16,11s	15**	0-2	5-5	50-34	39/35	2,607
49	02/26/2016	San Antonio	W	26-20-1-2	5-4	13,15p,27,10,17p	15	2-3	3-3	38-37	35/20	9,585
50	02/27/2016	San Jose	W	27-20-1-2	5-2	16,17,17,21p,21	17	1-2	3-4	43-26	35/1	9,678
51	03/04/2016	Stockton	W	28-20-1-2	3-1	15,27p,11p	27	2-4	4-5	34-22	35/39	6,370
52	03/05/2016	Stockton	O*	28-20-2	4-5	15,18,18,15	21*	0-3	1-1	45-30	30/35	7,399
53	03/08/2016	@ Bakersfield	W*	29-20-2	4-3	15,17,15p,11	11*	1-4	3-3	29-29	35/30	8,000
54	03/11/2016	Bakersfield	W*	30-20-2	6-5	13,27,21,15p,9,21	21*	1-3	4-4	36-35	35/30	11,168
55	03/12/2016	@ Ontario	W*	31-20-2	2-1	17,18	18*	0-2	4-4	20-36	35/31	9,491
56	03/16/2016	San Antonio	W	32-20-2	6-2	21,13,26,17s,15p,16	26	1-4	2-3	33-37	35/35	5,934
57	03/18/2016	Bakersfield	L	32-21-2	5-7	25,18p,25,9,17	37	1-4	2-2	34-32	35/31	9,250
58	03/19/2016	@ Ontario	W	33-21-2	4-1	12,13,28,11	13	0-3	3-3	28-23	35/31	9,169
59	03/26/2016	@ San Jose	L	33-22-2	0-3		82	0-6	3-5	26-27	33/35	6,731
60	03/27/2016	@ San Jose	W	34-22-2	3-1	22,28,28	28	0-0	5-6	18-35	35/30	3,939
61	03/30/2016	@ Stockton	W	35-22-2	4-2	22s,11p,29,20	29	1-4	3-3	38-40	35/31	2,902
62	04/02/2016	San Jose	W	36-22-2	5-3	28,12,13p,26,17	26	1-3	2-2	24-25	31/1	9,651
63	04/03/2016	Stockton	O*	36-22-3	1-2	14p	15*	1-5	3-3	30-33	31/31	8,566
64	04/06/2016	Bakersfield	W**	37-22-3	6-5	26p,28,15,28p,27,12	12**	2-4	1-3	50-42	30/1	6,097
65	04/09/2016	@ Stockton	W	38-22-3	6-2	38,2,19s,29,22,29p	19	1-3	7-8	27-32	31/31	5,907
66	04/10/2016	@ Stockton	O*	38-22-4	4-5	14p,28,15p,13	11*	2-5	5-6	26-35	31/31	5,092
67	04/15/2016	Ontario	L	38-23-4	2-4	22,18	26	0-6	4-5	34-42	31/35	11,264
68	04/16/2016	Ontario	W	39-23-4	3-2	12,12p,16	16	1-5	4-4	43-19	31/29	11,705

* = Overtime, ** = Shootout, += Sellout

2015-16 FINAL STATISTICS

POS	NO.	PLAYER	GP	G	A	P	+/-	PIM	PP	SH	GW	S	%
C	15	Chris Mueller	63	20	37	57	-10	50	8	0	3	163	12.3
D	26	*Brandon Montour	68	12	45	57	0	42	6	0	3	165	7.3
C	18	Mike Sgarbossa	62	17	27	44	-3	48	4	0	2	148	11.5
D	27	*Shea Theodore	50	9	28	37	-3	34	4	0	2	112	8.0
C	28	Antoine Laganiere	57	16	16	32	0	36	1	1	2	118	13.6
RW	11	Stefan Noesen	65	10	22	32	-5	56	4	1	3	123	8.1
LW	20	Nick Ritchie	38	16	14	30	-3	59	8	0	3	103	15.5
LW	17	Nic Kerdiles	45	15	12	27	-8	70	7	1	2	82	18.3
RW	22	Matt Bailey	51	6	13	19	14	34	0	2	0	74	8.1
C	19	Joseph Cramarossa	61	11	6	17	-13	68	0	1	3	81	13.6
RW	16	Brian McGrattan	58	9	8	17	-17	144	0	0	2	96	9.4
LW	12	Max Friberg	25	5	12	17	-4	2	2	1	2	59	8.5
D	5	Shane O'Brien	57	1	16	17	-8	81	0	0	1	45	2.2
F	13	*Ondrej Kase	25	8	6	14	-3	6	1	0	1	49	16.3
D	25	Andrew O'Brien	59	6	8	14	3	54	1	0	0	120	5.0
D	24	Jaycob Megna	67	0	12	12	23	14	0	0	0	56	0.0
RW	12	Corey Tropp	15	5	6	11	10	16	1	0	1	21	23.8
C	21	Chris Wagner	15	6	4	10	1	22	1	0	2	30	20.0
RW	29	Kenny Ryan	41	6	4	10	3	10	1	2	2	30	20.0
LW	14	Kyle Bonis	32	4	6	10	6	6	0	1	0	49	8.2
LW	9	Harry Zolnierczyk	24	6	3	9	-3	31	3	0	0	51	11.8
RW	23	*Bryan Moore	29	2	5	7	0	35	0	0	0	20	10.0
D	2	Stu Bickel	59	1	6	7	-13	210	0	0	1	56	1.8
C	10	Kyle MacKinnon	11	3	3	6	7	0	0	0	2	13	23.1
D	7	Joe Piskula	43	0	5	5	1	30	0	0	0	35	0.0
RW	32	*Matt Berry	15	3	1	4	0	4	0	0	0	18	16.7
F	14	*Kalle Kossila	6	2	2	4	-3	0	2	0	0	12	16.7
LW	37	*Zac Larraza	12	1	3	4	-5	4	0	0	0	11	9.1
D	4	Korbinian Holzer	9	0	3	3	2	0	0	0	1	20	0.0
C	38	*Tyler Morley	2	1	1	2	1	0	0	0	0	5	20.0
D	6	Simon Despres	4	1	1	2	-4	6	1	0	0	10	1.0
RW	34	Tim Jackman	22	1	1	2	-3	33	0	1	0	26	3.8
LW	21	Jiri Sekac	1	1	0	1	1	0	0	0	0	2	50.0
D	6	*Brian Cooper	5	0	1	1	-1	4	0	0	0	5	0.0
D	37	*Andrew Welinski	5	0	1	1	0	2	0	0	0	8	0.0
F	12	*Rocco Carzo	1	0	0	0	0	-1	0	0	0	1	0.0
C	33	Michael Pelech	1	0	0	0	0	2	0	0	0	3	0.0
RW	42	*Deven Sideroff	1	0	0	0	0	0	0	0	0	3	0
F	47	*Ryan Walters	1	0	0	0	-2	0	0	0	0	2	0
LW	41	*Kevin Roy	2	0	0	0	0	0	0	0	0	3	0
C	21	Nate Thompson	2	0	0	0	0	0	0	0	0	1	0
D	38	*Shayne Taker	3	0	0	0	1	0	0	0	0	0	0
C	21	Robert Czarnik	3	0	0	0	-3	0	0	0	0	6	0
D	33	Eric Knodel	4	0	0	0	-3	0	0	0	0	1	0.0
D	3	Martin Gernat	5	0	0	0	2	2	0	0	0	3	0.0

NO.	PLAYER	GP	MIN	GAA	W	L	OT	SO	GA	SA	SV%	G	A
35	Anton Khudobin	31	1807	2.46	19	8	3	0	74	934	.921	0	0
31	Matt Hackett	22	1129	3.03	10	7	2	1	57	542	.895	0	2
36	John Gibson	13	775	2.63	7	4	1	1	34	408	.917	0	0
30	Ryan Faragher	5	275	3.71	2	3	0	0	17	156	.891	0	0
39	Dustin Tokarski	2	102	2.35	1	1	0	0	4	50	.920	0	0
1	Jeff Lerg	1	25	0	0	0	0	0	0	11	1.000	0	0

TOTALS

68 4135:31 2.55 43 20 5 5 176 1983 .911 0 0

* = Rookie



GULLS FIRSTS

FIRST GAME

OCT. 10, 2015

VS. THE GRAND RAPIDS GRIFFINS
AT VALLEY VIEW CASINO CENTER

ATTENDANCE
12,920
(SELLOUT)

SAN DIEGO 4 | GRAND RAPIDS 2

COACHES: Head Coach Dallas Eakins, Asst. Coach Marty Wilford, Video Coach Brett Ferguson and Goaltending Consultant Sudarshan Maharaj

STARTING LINEUP:

GOALTENDER - John Gibson || **DEFENSEMAN** - Jaycob Megna || **DEFENSEMAN** - Shea Theodore
CENTER - Michael Sgarbossa || **RIGHT WING** - Max Friberg || **LEFT WING** - Nick Ritchie



First Goal: Nick Ritchie (First period, 15:01 - power play)

First Assists: Michael Sgarbossa and Shea Theodore

First Penalty: Ondrej Kase, Tripping (First period, 5:56)

First Fighting Major: Harry Zolnierczyk (Second period, 19:28)

First Shot: Nick Ritchie (First period, 0:18)

First Victory: Oct. 10, 2015 vs. Grand Rapids, 4-2, at Valley View Casino Center

First Road Win: Oct. 21, 2015 @ San Jose, 3-2, at SAP Center (first-ever road game)

First Overtime Game: Oct. 16, 2015 vs. Bakersfield, 6-5 SO Win, at Valley View Casino Center

First Overtime Victory: Nov. 3, 2015 vs. San Antonio, 3-2, at Valley View Casino Center, Nick Ritchie - game winner

First Shootout Game: Oct. 16, 2015 vs. Bakersfield, 6-5 Win, at Valley View Casino Center

First Shootout Victory: Oct. 16, 2015 vs. Bakersfield, 6-5 Win, at Valley View Casino Center

First Shutout: Oct. 23, 2015 @ San Jose, 3-0, John Gibson in goal (stopped all 23 shots)

First Hat Trick: Mar. 31, 2017 @ TUC (8-2 win) by Andrew Welinski (3-1=4) in 43:55

First Hat Trick Against: Nov. 5, 2015 @ Ontario (4-1 loss) by Adrian Kempe (3-0=3)

First Shorthanded Goal: Oct. 31, 2015 vs. Stockton (3-2 win) by Max Friberg (17:35 of the third period)

First Power-Play Goal: Oct. 10, 2015 vs. Grand Rapids (4-2 win) by Nick Ritchie (15:01 of the first period)

First Game-Winning Goal: Oct. 10, 2015 vs. Grand Rapids (4-2 win) by Nick Ritchie (6:40 of the third period)

First Game-Tying Goal: Oct. 16, 2015 vs. Bakersfield (6-5 SO Win) by Ondrej Kase (18:41 of the first period)

First Empty-Net Goal: Oct. 10, 2015 vs. Grand Rapids (4-2 win) by Antoine Laganiere (19:29 of the third period)

First 40+ Saves Game: Dec. 5, 2014 @ Stockton (4-2 loss) by Ryan Faragher (40 saves)

First 40+ Shots Game: Oct. 16, 2015 vs. Bakersfield (6-5 SO Win), 41 shots

First 20+ Saves Period: Feb. 10, 2016 vs. Bakersfield (4-2 loss) by Anton Khudobin (third period; 20 saves)

First 20+ Shots Period: Nov. 14, 2015 vs. San Jose (4-3 loss), 21 shots in the third period

First 20-Goal Scorer: Chris Mueller (reached 20 goals on Apr. 10, 2016 @ Stockton)

First 30-Goal Scorer: Sam Carrick (reached 30 goals on Apr. 5, 2019 vs. Ontario)

First 50-Point Scorer: Brandon Montour (reached 50 points on Mar. 27, 2016 @ San Jose)

First Playoff Game: Apr. 21, 2016 @ Texas; 3-1 win

First Playoff Goal: Antoine Laganiere (1st period, 15:00)

First Playoff Series Win: 3 games to 1 over Texas, 2016 1st Round

First Team Captain: D Joe Piskula 2015-16

First Team Alternates: LW Max Friberg and RW Brian McGrattan

First Player in All-Star Game: D Brandon Montour and LW Nick Ritchie

First Rookie of the Month: D Brandon Montour, November 2015

First Goaltender of the Month: Jhonas Enroth, January 2017

First Goaltender Assist: Matt Hackett, Mar. 5, 2016 vs. Stockton

CAPTAINS AND COACHES

SEASONS	CAPTAINS	ALTERNATE CAPTAINS
2015-16	Joe Piskula	Stu Bickel, Max Friberg, Brian McGrattan, Jaycob Megna, Chris Mueller, Mike Sgarbossa, Corey Tropp, Chris Wagner, Harry Zolnierczyk
2016-17	None	Nate Guenin, Jaycob Megna, Scott Sabourin, Jordan Samuels-Thomas, Jeff Schultz, Corey Tropp, Chris Wagner
2017-18	None	Stu Bickel, Sam Carrick, Eric Fehr, Kalle Kossila, Mike Liambas, Jaycob Megna, Steve Oleksy, Jordan Samuels-Thomas, Jeff Schultz, Corey Tropp
2018-19	Jaycob Megna	Joseph Blandisi, Sam Carrick, Adam Cracknell, Jake Dotchin, Korbinian Holzer, Kalle Kossila, Steven Oleksy, Ben Street, Corey Tropp
2019-20	Sam Carrick	Simon Benoit, Alex Broadhurst, Sam Carrick, Chase De Leo, Jani Hakanpaa, Chris Mueller, Andrew Poturalski, Kiefer Sherwood, Patrick Sieloff, Chris Wideman
2020-21	Sam Carrick	Andrew Agozzino, Chase De Leo, Keegan Lowe, Josh Mahura, Andrew Poturalski
COACHES	ASSISTANT COACHES	
2015-16	Dallas Eakins	Marty Wilford, Brett Ferguson, Sudarshan Maharaj
2016-17	Dallas Eakins	Marty Wilford, Brett Ferguson, J.F. Labbe
2017-18	Dallas Eakins	Marty Wilford, Brett Ferguson, J.F. Labbe
2018-19	Dallas Eakins	Sylvain Lefebvre, David Urquhart, Brett Ferguson, J.F. Labbe
2019-20	Kevin Dineen	Sylvain Lefebvre, David Urquhart, Austin Violette, J.F. Labbe
2020-21	Kevin Dineen	Sylvain Lefebvre, David Urquhart, Austin Violette

NHL DEBUTS

2015-16	Nick Ritchie, Shea Theodore
2016-17	Joseph Cramarossa, Ondrej Kase, Nic Kerdiles, Kalle Kossila, Jacob Larsson, Jaycob Megna, Brandon Montour
2017-18	Marcus Pettersson, Kevin Roy, Andy Welinski
2018-19	Kevin Boyle, Max Jones, Josh Mahura, Kiefer Sherwood
2019-20	Jani Hakanpaa
2020-21	Simon Benoit, Jamie Drysdale, Trevor Zegras





YEAR-BY-YEAR LEADERS

GAMES PLAYED

20-21 ^A	K. Lowe, A. Poturalski.....	44*
19-20 ^A	Simon Benoit.....	56
18-19	Chase De Leo.....	66
17-18	Sam Carrick.....	67
16-17	Kevin Roy.....	67
15-16	Brandon Montour.....	68

POINTS

20-21 ^A	Andrew Poturalski.....	9-34=43*
19-20 ^A	Sam Carrick.....	23-20=43
18-19	Sam Carrick.....	32-29=61
17-18	Kalle Kossila.....	21-33=54
16-17	Corey Tropp.....	21-33=54
15-16	Chris Mueller.....	20-37=57
	Brandon Montour.....	12-45=57

GOALS

20-21 ^A	Chase De Leo.....	15
19-20 ^A	Sam Carrick.....	23
18-19	Sam Carrick.....	32
17-18	Kalle Kossila.....	21
16-17	Corey Tropp, Antoine Laganiere.....	21
15-16	Chris Mueller.....	20

ASSISTS

20-21 ^A	Andrew Poturalski.....	34*
19-20 ^A	Chris Wideman.....	22
18-19	Chase De Leo.....	35
17-18	Kalle Kossila.....	33
16-17	Kalle Kossila.....	34
15-16	Brandon Montour.....	45

DEFENSIVE SCORING

20-21 ^A	Josh Mahura.....	6-14=20
19-20 ^A	Chris Wideman.....	9-22=31
18-19	Andy Welinski.....	8-11=19
17-18	Andy Welinski.....	10-24=34
16-17	Brandon Montour.....	13-19=32
15-16	Brandon Montour.....	12-45=57

PLUS/MINUS (+/-)

20-21 ^A	Benoit-Olivier Groulx.....	+14
19-20 ^A	Sam Carrick.....	+27
18-19	Simon Benoit, Chase De Leo.....	+16
17-18	Jacob Larsson.....	+12
16-17	Jaycob Megna.....	+33*
15-16	Jaycob Megna.....	+23

PENALTY MINUTES

20-21 ^A	Trevor Carrick.....	53
19-20 ^A	Chris Wideman.....	73
18-19	Corey Tropp.....	124
17-18	Corey Tropp.....	119
16-17	Stu Bickel.....	148
15-16	Stu Bickel.....	210

SHOTS

20-21 ^A	Chase De Leo.....	124
19-20 ^A	Sam Carrick.....	144
18-19	Chase De Leo.....	173
17-18	Giovanni Fiore.....	164
16-17	Kalle Kossila, Kevin Roy.....	163
15-16	Brandon Montour.....	165

SHOOTING PERCENTAGE

20-21 ^A	Alex Limoges.....	28.2%
19-20 ^A	Troy Terry.....	24.1%
18-19	Corey Tropp.....	21.3%
17-18	Eric Fehr.....	23.9%
16-17	Corey Tropp.....	19.3%
15-16	Kenny Ryan.....	20.0%

POWER PLAY GOALS

20-21 ^A	Andrew Agozzino.....	8*
19-20 ^A	S. Carrick, C. Mueller, C. Wideman.....	5
18-19	Sam Carrick.....	11
17-18	Corey Tropp.....	11
16-17	Corey Tropp.....	11
15-16	Chris Mueller, Nick Ritchie.....	8

POWER PLAY ASSISTS

20-21 ^A	Andrew Poturalski.....	12
19-20 ^A	I. Lundestrom, C. Wideman.....	7
18-19	Kalle Kossila.....	13
17-18	Kalle Kossila.....	18
16-17	Kalle Kossila.....	18
15-16	Brandon Montour.....	24

SHORTHANDED GOALS

20-21 ^A	B. Groulx, B. Kindopp.....	2
19-20 ^A	Sam Carrick.....	4
18-19	Sam Carrick.....	3
17-18	Sam Carrick.....	2
16-17	J. Samuels-Thomas, C. Wagner.....	3
15-16	Matt Bailey, Kenny Ryan.....	2

OVERTIME GOALS

20-21 ^A	Andrew Agozzino.....	2*
19-20 ^A	M. Comtois, I. Lundestrom, J. Larsson, J. Mahura.....	1
18-19	Troy Terry, Sam Steel.....	1
17-18	J. Larson, E. Fehr, R. White, D. Rasmussen, K. Sherwood....	1
16-17	Brandon Montour.....	2
15-16	M. Sgarbossa, Stefan Noesen..	2

HAT TRICKS

20-21 ^A	None Recorded	
19-20 ^A	S. Carrick, K. Sherwood.....	1
18-19	Sam Carrick.....	1
17-18	Corey Tropp, Giovanni Fiore....	1
16-17	Andy Welinski.....	1
15-16	None Recorded	

GAME-WINNING GOALS

20-21 ^A	Vinni Lettieri.....	5
19-20 ^A	Max Comtois.....	5
18-19	Sam Carrick.....	5
17-18	Eric Fehr.....	5
16-17	C. Tropp, A. Laganiere, K. Roy.....	4
15-16	C. Mueller, B. Montour, S. Noesen, N. Ritchie, J. Cramarossa.....	3

SHOOTOUT GOALS

20-21 ^A	None Recorded	
19-20 ^A	A. Broadhurst, J. Kloos, J. Kopacka.....	2
18-19	C. De Leo, K. Kossila, S. Carrick.....	2
17-18	Giovanni Fiore.....	3
16-17	Kevin Roy.....	2
15-16	M. Sgarbossa, N. Ritchie.....	2

SAVE PERCENTAGE (MIN. 10 GAMES)

20-21 ^A	Lukas Dostal.....	0.916
19-20 ^A	Anthony Stolarz.....	0.922
18-19	Kevin Boyle.....	0.907
17-18	Reto Berra.....	0.922
16-17	Jhonas Enroth.....	0.931
15-16	Anton Khudobin.....	0.921

GOALS-AGAINST AVERAGE (MIN. 10 GAMES)

20-21 ^A	Lukas Dostal.....	2.87
19-20 ^A	Anthony Stolarz.....	2.66
18-19	Kevin Boyle.....	2.90
17-18	Reto Berra, Kevin Boyle.....	2.66
16-17	Jhonas Enroth.....	1.91
15-16	Anton Khudobin.....	2.46

WINS

20-21 ^A	Lukas Dostal.....	15
19-20 ^A	Anthony Stolarz.....	21
18-19	Kevin Boyle.....	24
17-18	Kevin Boyle.....	17
16-17	Dustin Tokarski.....	19
15-16	Anton Khudobin.....	19

SHOOTOUTS

20-21 ^A	None Recorded	
19-20 ^A	None Recorded	
18-19	Jeff Glass.....	1
17-18	Reto Berra.....	3
16-17	Jhonas Enroth.....	2
15-16	J. Gibson, M. Hackett.....	1

^AShortened Season Due to COVID-19
^{*}Led/Co-led League

ALL-TIME NUMERICAL ROSTER

ALL PLAYERS WHO HAVE APPEARED IN AT LEAST ONE GAME ENTERING 2019-20, INCLUDING WHICH SEASON THEY PLAYED IN

- 1 Jeff Lerg, 15-16
Jhonas Enroth, 16-17
Reto Berra, 17-18
Lukas Dostal, 20-21
- 2 Stu Bickel, 15-18
Jake Dotchin, 18-19
Jani Hakanpaa, 19-20
- 3 Martin Gernat, 15-16
Andy Welinski, 16-19, 20-21
Chris Wideman, 19-20
- 4 Korbinian Holzer, 15-16
Keaton Thompson, 16-19
Brendan Guhle, 19-20
Keegan Lowe, 20-21
- 5 Shane O'Brien, 15-16
Nate Guenin, 16-17
Marcus Pettersson, 17-18
Simon Benoit, 18-21
- 6 Simon Despres 15-16
Brian Cooper, 15-18
Josh Mahura, 18-21
- 7 Joe Piskula, 15-16
Clayton Stoner, 16-17
James Melindy, 16-17
Steven Oleksy, 17-19
Chase De Leo, 18-21
- 8 *Retired (Teemu Selanne)*
- 9 Harry Zolnierczyk, 15-16
Kevin Roy, 16-19
Retired in 2019 (Paul Kariya)
- 10 Kyle MacKinnon, 15-17
Alex Dostie, 17-21
- 11 Stefan Noesen, 15-17
Spencer Abbott, 16-17
Joseph Blandisi, 17-19
Steve McParland, 18-19
Brent Gates Jr., 18-19
Daniel Sprong, 19-20
Kyle Crisculo, 19-20
Jacob Perreault, 20-21
- 12 Max Friberg, 15-16
Rocco Carzo, 15-16
Corey Tropp, 15-20
Brayden Tracey, 20-21
Alex Limoges, 20-21
- 13 Ondrej Kase, 15-17
Giovanni Fiore, 17-18
Patrick Sieloff, 18-19
Troy Terry, 19-20
Trevor Zegras, 20-21
- 14 Kyle Bonis, 15-16
Kalle Kossila, 15-19
Antoine Morand, 19-20
Greg Printz, 20-21
- 15 Chris Mueller, 15-16
Scott Sabourin, 16-18
Chase De Leo, 18-19
Steve McParland, 18-19
Ben Street, 18-19
Scott Moldenhauer, 19-20
Jamie Devane, 20-21
- 16 Brian McGrattan, 15-16
Nick Sorensen, 16-17
Austin Ortega, 17-18
Max Jones, 18-20
Bryce Kindopp, 20-21
- 17 Nic Kerdiles, 15-18
Sam Steel, 18-19
Alex Broadhurst, 19-20
Jamie Drysdale, 20-21
- 18 Michael Sgarbossa, 15-16
Ryan Garbutt, 16-17
Logan Shaw, 16-17
Deven Sideroff, 17-20
Patrick Eaves, 18-19
Matt Lorito, 20-21
- 19 Joseph Cramarossa, 15-17
Max Gortz, 16-17
Mitch Hults, 17-18
Troy Terry, 18-19
Blake Pietila, 19-20
Vinni Lettieri, 20-21
- 20 Nick Ritchie, 15-16
Emerson Etem, 16-17
Scott Moldenhauer, 18-19
Isac Lundestrom, 19-20
- 21 Robert Czarnik 15-16
Nate Thompson, 15-16
Jiri Sekac 15-16
Chris Wagner, 15-17
Eric Fehr, 17-18
Ben Thomson, 18-19
Brent Gates Jr., 19-20
Jeremy Roy, 20-21
- 22 Matt Bailey, 15-16
Jeff Schultz, 16-18
Jake Marchment, 18-19
Logan Shaw, 18-19
Ryan Tesink, 18-19
Jared Thomas, 18-19
Korbinian Holzer, 18-19
Isac Lundestrom, 18-19
Andrew Poturalski, 19-21
- 23 Bryan Moore, 15-16
Tyler Morley, 16-17
Julius Nattinen, 17-18
Logan Shaw, 18-19
Jake Marchment, 18-19
Luke Schenn, 18-19
Sam Steel, 18-19
Chris Mueller, 19-20
Kodie Curran, 20-21
- 24 Jaycob Megna, 15-19
Ryan Johnston, 19-20
Benoit-Olivier Groulx, 20-21
- 25 Andrew O'Brien, 15-17
Sam Carrick, 16-21
- 26 Brandon Montour, 15-17
Luke Gazdic, 18-20
Andrew Agozzino, 20-21
- 27 Shea Theodore, 15-17
Ryan White, 17-18
Korbinian Holzer, 17-18
Peter Sivak, 18-19
Maxime Comtois, 18-19
Adam Cracknell, 18-19
Retired in 2019 (Scott Niedermayer)
- 28 Antoine Laganiere, 15-17
James Melindy, 17-18
Johno May, 18-19
Jared Thomas, 18-19
Justin Kloos, 18-20
Maxim Golod, 20-21
- 29 Kenny Ryan, 15-16
Nick Tarnasky, 16-17
Pontus Aberg, 18-19
Chris Forney, 18-19
Trevor Murphy, 18-19
Max Comtois, 19-20
Brett Pollock, 19-20
Sonny Milano, 20-21
Brent Gates Jr., 20-21
Axel Andersson, 20-21
- 30 Ryan Faragher, 15-16
Jeff Glass, 18-19, 20-21
- 31 Matt Hackett, 15-17
Leland Irving, 17-18
Jared Coreau, 18-19
Olle Eriksson Ek, 20-21
- 32 Matt Berry, 15-16
Tyler Soy, 16-17
Mike Liambas, 17-18
Jack Kopacka, 19-20
Charlie Sempair, 20-21
- 33 Eric Knodel, 15-16
Michael Pelech, 15-16
Kevin Boyle, 16-20
- 34 Tim Jackman, 15-16
Brandon McNally, 16-17
Kenny Ryan, 16-17
Gregor Hanson, 16-17
Mitch Hults, 16-17
Trevor Murphy, 18-19
Jacob Larsson, 17-20
- 35 Anton Khudobin, 15-16
- 36 John Gibson, 15-16
Austin Ortega, 16-17
Gregor Hanson, 17-18
Ondrej Kase, 17-18
Chris Forney, 17-18
Ryan Teskink, 18-19
Andrej Sustr, 18-19
Hunter Drew, 19-21
- 37 Ryan Walter, 15-16
Andy Welinski, 15-16
Zac Larraza, 15-17
Angus Redmond, 18-19
- 38 Shayne Taker, 15-16
Tyler Morley, 15-16
Deven Sideroff, 16-17
Kyle Thomas, 17-18
Matt Berry, 18-19
Joel Presson, 19-20
Jack Badini, 20-21
- 39 Dustin Tokarski, 15-17
Dennis Rasmussen, 17-18
Kiefer Sherwood, 17-19
Kyle Thomas, 19-20
Nikolas Brouillard, 20-21
- 40 Jared Boll, 17-18
Steven Ruggiero, 19-20
Keegan Kanzig, 19-21
- 41 Kevin Roy, 15-16
Nick Sorkin, 16-17
Max Jones, 16-17
Anthony Stolarz, 19-20
- 42 Deven Sideroff, 15-16
Jordan Samuels-Thomas, 16-18
- 43 Jacob Larsson, 15-17
Austen Brassard, 16-17
- 44 Nate Thompson, 16-17
Jack Kopacka, 16-17
Kiefer Sherwood, 19-20
Trevor Carrick, 20-21
- 45 Alex Dostie, 16-17
Brendan Guhle, 20-21



TOP SCORING MONTHS/FASTEST GOALS

ALL-TIME INDIVIDUAL TOP SCORING MONTHS

Player	Month, Year	GP	Goals	Assists	Points	+/-
Kalle Kossila	December 2017	10	6	9	15	+4
Chase De Leo	April 2021	11	4	11	15	+4
Sam Carrick	January 2020	12	8	7	15	+12
Troy Terry	November 2018	12	5	10	15	-1
Brandon Montour	November 2015	12	4	11	15	-1
Andrew Poturalski	March 2021	13	3	12	15	+3
Chase De Leo	February 2019	11	7	7	14	+11
Vinni Lettieri	April 2021	11	7	7	14	-2
Sam Carrick	December 2018	9	8	5	13	+6
Max Comtois	February 2020	13	8	5	13	+4
Chris Mueller	January 2016	11	4	9	13	+4
Nic Kerdiles	March 2016	11	4	9	13	+4
Sam Carrick	March 2021	13	8	5	13	+2

GOALS

Player	Month, Year	GP	Goals
Sam Carrick	November 2019	12	10
Sam Carrick	December 2018	9	8
Sam Carrick	January 2020	12	8
Max Comtois	February 2020	13	8

ASSISTS

Player	Month, Year	GP	Assists
Andrew Poturalski	March 2021	13	12
Chase De Leo	April 2021	11	11
Brandon Montour	November 2015	12	11
Troy Terry	November 2018	12	10

ALL-TIME 10 FASTEST GOALS SCORED BY SAN DIEGO

(From the start of a game)

TIME	DATE	OPP.	GOAL
1 0:08	12/27/19	@ ONT	J. Kloos (unassisted)
2 0:17	3/17/18	vs. BAK	J. Megna (K. Roy, S. Carrick)
3 0:18	4/20/21	@ SJ	A. Poturalski (S. Carrick, J. Perreault)
4 0:22	1/11/20	vs. ONT	B. Gates Jr. (S. Carrick, B. Guhle)
5 0:23	10/16/15	vs. BAK	N. Ritchie (M. Sgarbossa, M. Friberg)
6 0:26	3/17/18	vs. BAK	K. Kossila (S. Oleksy, C. Tropp)
7 0:31	3/17/17	@ SJ	A. Laganiere (K. Kossila, C. Tropp)
8 0:33	1/27/18	@ BAK	R. White (N. Kerdiles)
9 0:33	12/12/15	@ SJ	M. Friberg (unassisted)
10 0:37	4/13/21	vs. ONT	T. Zegras (C. De Leo, B. Groulx)

ALL-TIME 10 FASTEST GOALS SCORED BY SAN DIEGO OPPONENTS

(From the start of a game)

TIME	DATE	OPP.	GOAL
1 0:11	3/9/21	@ SJ	N. Gregor (C. Jaros, J. Middleton)
2 0:21	2/24/16	vs. STK	F. Hamilton (K. Agostino, A. Johnson)
3 0:23	12/7/19	vs. COL	J. Nantel (A. Greer, A. Lindholm)
4 0:24	1/3/20	vs. BAK	T. Benson (J. Currie, J. Persson)
5 0:24	2/11/18	@ SJ	J. Middleton (A. Helewka)
6 0:27	11/10/17	vs. STK	B. Findlay (A. Mangiapane, T. Wotherspoon)
7 0:28	2/20/21	vs. COL	V. Lettieri (A. Poturalski)
8 0:46	2/3/17	@ ONT	T. Hensick (S. Backman, A. Kempe)
9 0:54	2/10/16	vs. BAK	B. Hunt (A. Miller, J. Khaira)
10 0:59	10/26/19	@ ONT	J. Anderson-Dolan (C. Grundstrom, P. La Due)

YOUNGEST GULLS TO APPEAR IN A GAME

Player	Born	First Game as a Gull	Age
Jacob Perreault	4/15/02	2/5/21 vs. Bakersfield	18 years, 9 months, 21 days
Jamie Drysdale	4/8/02	2/5/21 vs. Bakersfield	18 years, 9 months, 28 days
Devin Sideroff	4/14/97	4/16/16 vs. Ontario	19 years, 3 days
Jacob Larsson	4/29/97	5/7/16 vs. Ontario, Game 2 PDSF	19 years, 9 days
Isac Lundestrom	11/6/99	11/16/18 vs. Bakersfield	19 years, 10 days
Jack Kopacka	3/5/98	5/1/17 @ Ontario, Game 4 PDSF	19 years, 1 month, 27 days
Max Jones	2/17/98	4/22/17 @ Ontario, Game 2 PDSF	19 years, 2 months, 4 days
Nick Ritchie	12/5/95	10/10/15 vs. Grand Rapids	19 years, 10 months, 5 days
Max Comtois	1/8/99	11/10/18 vs. Colorado	19 years, 10 months, 2 days
Trevor Zegras	3/21/01	2/5/21 vs. Bakersfield	19 years, 10 months, 15 days

OLDEST GULLS TO APPEAR IN A GAME

Player	Born	Last Gulls Appearance	Age
Jeff Glass	11/19/85	5/1/21 vs. Tucson	35 years, 5 months, 12 days
Patrick Eaves	5/1/84	2/23/19 vs. San Antonio	34 years, 9 months, 22 days
Brian McGrattan	9/2/81	5/7/16 vs. Ontario, Game 2 PDF	34 years, 8 months, 6 days
Nate Guenin	12/10/82	5/13/17 vs. San Jose, Game 5 PDF	34 years, 5 months, 4 days
Tim Jackman	11/14/81	1/9/16 vs. Charlotte	34 years, 1 month, 27 days
Chris Mueller	3/6/86	3/11/20 @ Tucson	34 years, 5 days
Adam Cracknell	7/15/85	5/27/19 @ Chicago, Game 5 WCF	33 years, 10 months, 12 days
Steve Oleksy	2/4/86	12/8/18 @ Colorado	32 years, 10 months, 4 days
Shane O'Brien	8/9/83	4/6/16 vs. Bakersfield	32 years, 7 months, 29 days
Eric Fehr	9/7/85	2/18/18 @ Ontario	32 years, 5 months, 12 days

ATTENDANCE

The San Diego Gulls have recorded 14 sellouts at Pechanga Arena San Diego since the inaugural AHL season in 2015-16...in 2018-19, San Diego led the AHL in attendance for the second straight season with an average of 9,021 fans per game en route to their third postseason appearance in four seasons...in 2017-18, San Diego led the league in attendance (9,305 avg.), setting franchise attendance records in total attendance (316,368), average attendance and sellouts (6) to become the first team in 10 seasons to usurp the Hershey Bears atop the league attendance charts...San Diego has led the newly-created Pacific Division in attendance in each of the four seasons since its inception in 2015, averaging 8,732 fans per game (1432,124 total attendance) to lead the Western Conference and rank third among AHL clubs (Hershey: 8,978 and Cleveland, 8,955)...the Gulls have had crowds of 10,000-or-more- fans on 55 occasions all-time. The Gulls sold out their inaugural game with 12,920 in attendance on Oct. 10, 2015.

	HOME GAMES				ROAD GAMES		
	Games	Total Attendance (Avg.)	Percent	Sellouts	Games	Total Attendance (Avg.)	Sellouts
2015-16	34	294,962 (8,675)	67.1%	1	34	188,668 (5,549)	4
2016-17	34	301,776 (8,876)	68.7%	3	34	190,362 (5,599)	5
2017-18	34	316,368 (9,305)	72.0%	6	34	194,563 (5,722)	2
2018-19	34	306,722 (9,021)	69.8%	4	34	183,604 (5,400)	1
2019-20 [^]	28	212,296 (7,582)	58.7%	0	29	155,833 (5,374)	2
2020-21 [^]	22	No attendance	-	-	22	No attendance	-
TOTALS	164	1,432,124 (8,732)	67.6%	14	165	913,030 (5,534)	13

[^] Season shortened due to COVID-19 pandemic



SITUATIONAL TOTALS

GULLS YEAR-BY-YEAR FINISH

SEASON	RECORD	PCTG.	GF	GA	STANDINGS	POWER PLAY	PENALTY KILL	GAA	HOME	ROAD	OT
2015-16	39-23-4-2, 84 PTS.	0.618	208	200	2ND PAC/5TH WEST	55-265 (20.8)	47-295 (84.1)	2.87	20-10-3-1	19-13-1-1	7-4-2
2016-17	43-20-3-2, 91 PTS.	0.669	217	176	2ND PAC./2ND WEST	55-274 (20.1)	50-257 (80.5)	2.55	23-9-1-1	20-11-2-1	10-3-2
2017-18	36-28-3-1, 76 PTS.	0.559	198	196	5TH PAC./9TH WEST	62-283 (21.9)	46-281 (83.6)	2.85	20-13-1-0	16-15-2-1	9-3-1
2018-19	36-24-3-3, 80 PTS.	0.588	236	218	3RD PAC./4TH WEST	57-281 (20.3)	51-265 (80.8)	3.17	18-13-1-1	18-10-4-2	5-5-3
2019-20 ^A	30-19-6-2, 68 PTS.	0.596	183	162	4TH PAC./6TH WEST	35-230 (14.8)	33-215 (84.7)	2.80	15-8-3-2	14-11-3-0	6-6-2
2020-21 ^A	26-17-1-0, 53 PTS.	0.602	153	142	3RD PAC.	35-173 (20.2)	27-181 (85.1)	3.23	15-6-1-0	11-11-0-0	5-1-0
TOTALS	210-131-22-10, 452PTS.	0.606	1195	1094		299-1506 (19.9)	254-1494 (83.0)	2.93	111-60-10-5	111-60-10-5	46-22-10

ALL-TIME GULLS RECORD BY MONTH

SEASON	OCTOBER	NOVEMBER	DECEMBER	JANUARY	FEBRUARY	MARCH	APRIL
2015-16	6-1-0-0	5-6-0-1	4-5-0-0	4-6-1-0	8-2-0-1	8-2-1-0	4-1-2-0
2016-17	2-3-1-0	7-2-0-0	4-6-1-1	8-1-0-1	10-2-0-0	8-3-1-0	4-3-0-0
2017-18	4-3-1-0	3-7-0-0	8-3-0-0	7-4-0-0	7-2-0-0	6-4-2-1	1-5-0-0
2018-19	3-2-1-1	5-5-0-0	6-4-0-2	8-2-1-0	7-3-1-0	4-7-1-0	3-1-1-0
2019-20 ^A	0-6-0-0	8-3-1-0	4-4-1-1	7-3-1-1	9-2-2-0	2-1-1-0	-
2020-21 ^A	-	-	-	-	-	-	-
TOTALS	15-15-3-1	28-23-1-1	26-22-2-4	34-16-3-2	41-11-3-1	28-17-6-1	12-10-3-0

ALL-TIME GULLS RECORD BY DAY OF THE WEEK

SEASON	SUNDAY	MONDAY	TUESDAY	WEDNESDAY	THURSDAY	FRIDAY	SATURDAY
2015-16	2-1-2-0	-----	3-0-0-0	5-4-1-1	0-2-0-0	13-8-0-1	16-8-1-0
2016-17	2-2-1-1	1-0-0-1	4-1-1-0	7-3-0-0	1-0-0-0	16-5-1-0	12-9-0-0
2017-18	2-4-0-1	0-1-0-0	4-0-1-0	6-7-0-0	-----	8-9-1-0	16-7-1-0
2018-19	4-0-0-0	1-2-1-0	1-0-1-0	7-8-1-0	1-0-0-0	9-7-1-2	13-7-1-1
2019-20 ^A	2-0-0-0	0-1-1-0	0-3-1-0	5-3-1-0	0-0-0-0	11-8-2-0	12-4-2-1
2020-21 ^A	3-2-1-0	0-0-0-0	2-1-0-0	6-5-0-0	1-0-0-0	5-4-0-0	9-5-0-0
TOTALS	12-7-2-2	2-4-1-1	12-4-4-0	30-25-3-1	2-2-0-0	57-37-5-3	69-35-5-2

ALL-TIME RECORDS AT THE ALL-STAR BREAK AND AT THE HALFWAY POINT

SEASON	DATE OF ALL-STAR GAME (HOST TEAM)	RECORD BEFORE	RECORD AFTER	FIRST HALF OF SEASON	SECOND HALF OF SEASON	OVERALL RECORD
2015-16	FEB. 1 (SYR)	19-18-1-1	20-5-3-1	17-15-1-1	22-8-3-1	39-23-4-2
2016-17	JAN. 30 (LV)	21-12-2-2	22-8-1-0	18-12-2-2	25-8-1-0	43-20-3-2
2017-18	JAN. 29 (UTI)	22-17-1-0	14-11-2-1	19-14-1-0	17-14-2-1	36-28-3-1
2018-19	JAN. 28 (SPR)	22-13-2-3	14-11-3-0	19-11-1-3	17-13-4-0	36-24-5-3
2019-20 ^A	JAN 27 (ONT)	18-16-3-2	12-3-3-0	15-15-2-2	15-4-4-0	30-19-6-2
2020-21	No All-Star Game	-	-	-	-	-
TOTALS		102-79-9-8	82-38-12-2	88-67-7-8	88-67-7-8	184-114-21-10

ALL-TIME GULLS RECORD BY DIVISION/CONFERENCE

SEASON	PACIFIC	CENTRAL	ATLANTIC	NORTH	OVERALL
2015-16	35-19-4-2	4-4-0-0	-----	-----	39-23-4-2
2016-17	37-19-2-2	6-1-1-0	-----	-----	43-20-3-2
2017-18	28-27-2-1	8-1-1-0	-----	-----	36-28-3-1
2018-19	28-22-3-3	8-2-2-0	-----	-----	36-24-5-3
2019-20 ^A	27-15-5-1	3-3-1-1	-----	-----	30-19-6-2
2020-21 ^A	26-17-1-0	-	-----	-----	26-17-1-0
TOTALS	155-103-16-9	29-11-5-1	-----	-----	184-114-21-10

ALL-TIME GULLS RECORD VS. GOALS SCORED & ALLOWED

SEASON	---WHEN SCORING---					-----WHEN ALLOWING-----						
	0 goals	1 goal	2 goals	3 goals	4 goals	5+ goals	0 goals	1 goal	2 goals	3 goals	4 goals	5+ goals
2015-16	0-6-0-0	0-5-2-0	3-5-0-0	16-4-0-2	9-2-2-0	11-1-0-0	2-0-0-0	11-0-0-0	19-1-2-0	3-5-0-2	1-8-0-0	3-9-2-0
2016-17	0-6-0-0	0-6-1-0	4-2-1-1	12-3-1-0	12-2-0-1	15-1-0-0	5-0-0-0	14-0-0-0	12-2-1-0	10-7-1-1	1-2-1-0	1-9-0-1
2017-18	0-5-0-0	0-8-1-0	4-10-1-0	7-5-0-0	12-0-1-1	13-0-0-0	4-0-0-0	7-1-0-0	10-3-1-0	17-7-1-0	1-8-0-0	1-9-1-1
2018-19	0-4-0-0	0-3-0-0	4-9-1-0	3-5-3-1	13-1-1-1	16-2-0-1	1-0-0-0	14-1-0-0	5-3-0-0	9-3-1-1	6-5-3-1	1-12-1-1
2019-20 ^A	0-2-0-0	0-8-0-1	1-5-4-1	4-3-1-0	12-1-0-0	13-0-0-0	0-0-0-0	9-0-0-0	10-2-0-1	10-7-4-1	1-4-1-0	0-6-1-0
2020-21 ^A	0-0-0-0	0-7-0-0	3-8-0-0	4-0-0-0	8-2-1-0	11-0-0-0	0-0-0-0	9-0-0-0	7-1-0-0	6-3-0-0	3-6-0-0	1-7-1-0
TOTALS	0-23-0-0	0-37-4-1	19-39-7-2	46-20-5-3	66-8-5-3	79-4-0-1	12-0-0-0	64-2-0-0	65-12-4-1	55-32-7-5	13-33-5-1	7-52-6-3

BACK-TO-BACK SITUATIONS

SEASON	First game	Second game
2015-16	14-9-0-1	13-8-3-0
2016-17	13-6-1-1	10-10-1-0
2017-18	11-8-1-0	10-9-1-0
2018-19	7-6-0-2	8-4-2-1
2019-20 ^A	9-8-2-0	12-4-2-1
2020-21 ^A	9-7-0-0	10-5-1-0
TOTALS	63-44-4-4	63-40-10-2

ALL-TIME OVERTIME RECORDS

SEASON	OT GAMES	HOME	ROAD	TOTAL
2015-16	13	6-3-1	5-1-1	11-4-2
2016-17	15	3-1-1	7-2-1	10-3-2
2017-18	13	4-1-0	5-2-1	9-3-1
2018-19	13	2-1-1	3-4-2	5-5-3
2019-20 ^A	14	3-3-2	3-3-0	6-6-2
2020-21 ^A	6	2-1-0	3-0-0	5-1-0
TOTALS (W-OTL-SOL)	68	18-9-5	23-12-5	41-21-10

^A Season shortened due to COVID-19 pandemic

* Does not include 'team' goals awarded for shootout wins

RECORD STREAKS

WINNING STREAKS

Longest Winning Streaks

8 games (Dec. 27, 2018-Jan. 12, 2019)
 8 games (Jan. 26-Feb. 17, 2018)
 8 games (Nov. 11-Dec. 2, 2016)
 7 games (Mar. 21-Apr. 4, 2021)
 6 games (Feb. 5-17, 2021)
 5 games (Jan. 10-18, 2020)
 5 games (Dec. 9-23, 2017)
 5 games (Jan. 7-20, 2017)
 4 games (Nov. 1-10, 2019)
 4 games (Jan. 26-Feb. 6, 2018)
 4 games (Jan. 3-10, 2018)
 4 games (Feb. 24-Mar. 3, 2017)
 4 games (Mar. 8-16, 2016)
 4 games (Dec. 12-26, 2015)
 4 games (Oct. 10-23, 2015)

Longest Home Winning Streaks

7 games (Feb. 5-20, 2021)
 7 games (Feb. 24-Mar. 22, 2017)
 6 games (Dec. 15, 2018-Jan. 16, 2019)
 6 games (Feb. 3-Mar. 2, 2018)
 6 games (Jan. 7-Feb. 14, 2017)
 6 games (Nov. 11-Dec. 6, 2016)
 6 games (Oct. 10-Nov. 11, 2015)
 4 games (Mar. 26-Apr. 3, 2021)
 4 games (Feb. 7-22, 2020)
 4 games (Nov. 1-16, 2019)
 4 games (Mar. 15-22, 2017)
 4 games (Feb. 20-Mar. 4, 2016)
 3 games (Dec. 13-22, 2017)
 3 games (Oct. 30-Nov. 3, 2015)
 3 games (Nov. 27-Dec. 26, 2015)

Longest Road Winning Streaks

6 games (Dec. 29, 2018-Jan. 12, 2019)
 5 games (Jan. 17-Feb. 11, 2018)
 5 games (Jan. 25-Feb. 7, 2017)
 4 games (Mar. 21-Apr. 9, 2021)
 4 games (Dec. 29, 2016-Jan. 16, 2017)
 3 games (Mar. 2-17, 2019)
 3 games (Feb. 10-28, 2017)
 3 games (Nov. 26-Dec. 2, 2016)
 3 games (Mar. 27-Apr. 9, 2016)
 3 games (Mar. 8-Mar. 19, 2016)
 3 games (Feb. 12-19, 2016)

LOSING STREAKS

Longest Losing Streaks

6 games (Oct. 4-26, 2019; 0-6-0-0)
 5 games (Mar. 9-20, 2021; 0-5-0-0)
 5 games (Dec. 10-17, 2016; 0-5-0-0)
 5 games (Nov. 14-25, 2015; 0-5-0-0)
 4 games (Dec. 3-8, 2019; 0-4-0-0)
 3 games (May 1-7, 2021; 0-3-0-0)
 3 games (Feb. 24-27, 2021; 0-3-0-0)
 3 games (Mar. 6-9, 2019; 0-3-0-0)
 3 games (Mar. 27-30, 2019; 0-3-0-0)
 3 games (Nov. 22-26, 2017; 0-3-0-0)
 3 games (Apr. 5-8, 2017; 0-3-0-0)
 3 games (Dec. 4-11, 2015; 0-3-0-0)

Longest Home Losing Streaks

4 games (Nov. 3-11, 2017; 0-4-0-0)
 3 games (Nov. 21-28, 2018; 0-3-0-0)
 3 games (Mar. 6-9, 2019; 0-3-0-0)
 3 games (Mar. 27-30, 2019; 0-3-0-0)
 3 games (Jan. 13-20, 2018; 0-3-0-0)
 3 games (Dec. 13-17, 2016; 0-3-0-0)

Longest Road Losing Streaks

5 games (Mar. 31-Apr. 14, 2018; 0-5-0-0)
 4 games (Feb. 19-27, 2021; 0-4-0-0)
 4 games (Oct. 4-26, 2019; 0-4-0-0)
 3 games (Mar. 9-20, 2021; 0-3-0-0)
 3 games (Dec. 3-8, 2019; 0-3-0-0)
 3 games (Dec. 4-11, 2015; 0-3-0-0)
 3 games (Oct. 29-Nov. 5, 2016; 0-3-0-0)
 3 games (Nov. 18-21, 2015; 0-3-0-0)

UNBEATEN STREAKS

Longest Unbeaten Streaks

15 games (Dec. 14, 2018-Jan. 16, 2019; 12-0-1-2)
 12 games (Jan. 7-Feb. 7, 2017; 11-0-0-1)
 11 games (Feb. 19-Mar. 16, 2016; 9-0-1-1)
 8 games (Jan. 26-Feb. 17, 2018; 8-0-0-0)
 7 games (Mar. 21-Apr. 4, 2021; 7-0-0-0)
 7 games (Feb. 24-Mar. 10, 2017; 6-0-1-0)
 7 games (Mar. 27-Apr. 10, 2016; 5-0-2-0)
 6 games (Feb. 5-17, 2021; 6-0-0-0)

Longest Home Unbeaten Streaks

15 games (Dec. 14, 2018-Jan. 16, 2019; 12-0-1-2)
 12 games (Jan. 7-Feb. 7, 2017; 11-0-0-1)
 11 games (Feb. 19-Mar. 16, 2016; 9-0-1-1)
 8 games (Jan. 26-Feb. 17, 2018; 8-0-0-0)
 7 games (Mar. 21-Apr. 4, 2021; 7-0-0-0)
 7 games (Feb. 24-Mar. 10, 2017; 6-0-1-0)
 7 games (Mar. 27-Apr. 10, 2016; 5-0-2-0)
 6 games (Feb. 5-17, 2021; 6-0-0-0)

Longest Road Unbeaten Streaks

10 games (Dec. 14, 2018-Jan. 21, 2019; 7-0-2-1)
 10 games (Dec. 29, 2016-Feb. 7, 2017; 9-0-0-1)
 7 games (Mar. 2-Apr. 13, 2019; 5-0-0-2)
 7 games (Feb. 12-Mar. 19, 2016; 7-0-0-1)
 5 games (Jan. 15-Feb. 5, 2020; 4-0-1-0)
 5 games (Jan. 17-Feb. 11, 2018; 5-0-0-0)
 4 games (Mar. 21-Apr. 9, 2021; 4-0-0-0)

SEASON-BY-SEASON STREAKS

Season

Longest Winning Streak

2020-21[^] 7 games (Mar. 21-Apr. 4, 2021)
 2019-20[^] 5 games (Jan. 10-18, 2020)
 2018-19 8 games (Dec. 27, 2018-Jan. 12, 2019)
 2017-18 8 games (Jan. 26-Feb. 17, 2017)
 2016-17 8 games (Nov. 11-Dec. 2, 2016)
 2015-16 4 games (four times)

Season

Longest Unbeaten Streak

2020-21[^] 7 games (Mar. 21-Apr. 4, 2021; 7-0-0-0)
 2019-20[^] 7 games (Jan. 24-Feb. 9, 2020; 5-0-2-0)
 2018-19 15 games (Dec. 14, 2018-Jan. 16, 2019; 12-0-1-2)
 2017-18 8 games (Jan. 26-Feb. 17, 2018; 8-0-0-0)
 2016-17 12 games (Jan. 7-Feb. 7, 2017; 11-0-0-1)
 2015-16 11 games (Feb. 19-Mar. 16, 2016; 9-0-1-1)

Longest Regulation Losing Streak

5 games (Mar. 9-20, 2021; 0-5-0-0)
 6 games (Oct. 4-26, 2019; 0-6-0-0)
 4 games (Dec. 3-8, 2019; 0-4-0-0)
 3 games (four times)
 5 games (Dec. 10-17, 2016; 0-5-0-0)
 5 games (Nov. 14-25, 2015; 0-5-0-0)

Longest Winless Streak

5 games (Mar. 9-20, 2021; 0-5-0-0)
 5 games (Dec. 28, 2018-Jan. 8, 2019; 0-3-1-1)
 5 games (Dec. 3-14, 2018; 0-4-0-1)
 4 games (Mar. 4-10, 2018; 0-1-2-1)
 7 games (Dec. 10-27, 2016; 0-5-1-1)
 6 games (Nov. 13-25, 2015; 0-5-0-1)

[^] Season shortened due to COVID-19 pandemic



MISCELLANIOUS RECORDS

ALL-TIME HAT TRICKS

FOR (6)

Andy Welinski; SD @ TUC, Mar. 31, 2017 (Langhammer/Hill), 3-1=4 pts.
 Corey Tropp; SD @ TEX, Jan. 3, 2018 (McKenna), 3-0=3 pts.
 Giovanni Fiore, SD @ TUC, Jan. 17, 2018 (Hill), 3-0=3 pts.
 Sam Carrick; SD @ STK, Nov. 25, 2018 (Schneider/Gillies), 3-2=5 pts.
 Sam Carrick; SD vs. SJ, Nov. 13, 2020 (Korenar) 3-0=3 pts.
 Kiefer Sherwood; SD vs. SJ, Jan. 31, 2020 (Sawchenko) 3-0=3 pts.

AGAINST (15)

Adrian Kempe; SD @ ONT, Nov. 5, 2015 (Gibson), 3-0=3 pts.
 Tomas Jurco; SD @ GR, Nov. 20, 2015 (Gibson), 3-1=4 pts.
 Brendan Ranford; SD vs. TEX, Jan. 16, 2016 (Tokarski), 3-1=4 pts.
 Hunter Shinkaruk; SD @ STK, Apr. 5, 2017 (Enroth), 3-0=3 pts.
 Curtis McKenzie; SD vs. TEX, Nov. 8, 2017 (Boyle), 3-2=5 pts.
 Logan Shaw; SD vs. MB, Nov. 28, 2018 (Boyle), 3-0=3 pts.
 Philippe Maillet; SD @ ONT; Dec. 22, 2018 (Glass), 3-1=4 pts.
 Alan Quine; SD @ STK, Jan. 9, 2019 (Boyle), 3-0=3 pts.
 Kyle Rau; SD @ IA, Jan. 14, 2019 (Boyle), 3-0=3 pts.
 Brett Sutter; SD vs. ONT, Mar. 23, 2019 (Boyle), 3-0=3 pts.
 Gerry Mahew; SD @ IA, Feb. 14, 2020 (Stolarz), 3-0=3 pts.
 Michael Carcone; SD @ TUC, Apr. 9, 2021 (Dostal), 4-0=4 pts.
 Danny O'Regan; SD vs. HSK, Apr. 25, 2021 (Eriksson Ek), 3-0=3 pts.
 Mikey Eyssimont; SD @ ONT, May 5, 2021 (Dostal), 3-1=4 pts.
 Adam Johnson; SD vs. ONT, May 7, 2021 (Eriksson Ek), 3-1=4 pts.

ALL-TIME PENALTY SHOTS

FOR (4-12; 33.3%)

Brandon Montour vs. Troy Grosenick; no goal; Nov. 13, 2015 vs. SJ
 Joe Cramarossa vs. Martin Spencer; no goal; Jan. 3, 2016 vs. SA
 Kyle Bonis vs. Troy Grosenick; no goal; Jan. 13, 2016 vs. SJ
 Kenny Ryan vs. Roman Will; goal; Jan. 19, 2016 vs. SA
 Harry Zolnierczyk vs. Maxime Legace; no goal; Jan. 23, 2016 vs. TEX
 Ondrej Kase vs. Peter Budaj; no goal; Mar. 12, 2016 vs. ONT
 Jordan Samuels-Thomas vs. Landon Bow; goal; Dec. 29, 2016 @ TEX
 Corey Tropp vs. Ville Husso; no goal; Mar. 13, 2018 vs. SA
 Corey Tropp vs. Jeff Zatkoff; no goal; Mar. 30, 2018 vs. CLE
 Giovanni Fiore vs. Tom McCollum; no goal; Oct. 19, 2018 vs. MIL
 Kiefer Sherwood vs. Zachary Sawchenko; goal; Jan. 31, 2020 vs. SJ
 Bryce Kindopp vs. Justus Annunen; goal; May 15, 2021 @ COL

AGAINST (3-11; 27.3%)

Andrew Miller vs. John Gibson; no goal; Oct. 16, 2015 vs. BAK
 Barclay Goodrow vs. Dustin Tokarski; goal; Dec. 10, 2016 @ SJ
 Caleb Herbert vs. Kevin Boyle; no goal; Dec. 31, 2016 @ TEX
 Sam Herr vs. Reto Berra; no goal; Mar. 2, 2018 vs. ONT
 Spencer Foo vs. Jared Coreau; no goal; Oct. 26, 2018 vs. STK
 Luke Esposito vs. Kevin Boyle; no goal; Nov. 16, 2018 vs. BAK
 Curtis Lazar vs. Jared Coreau; no goal; Nov. 23, 2018 vs. STK
 Martin Frk vs. Kevin Boyle; goal; Jan. 11, 2020 vs. ONT
 Dominic Turgeon vs. Anthony Stolarz; no goal; Jan. 24, 2020 @ GR
 Ryan McLeod vs. Lukas Dostal; goal; Mar. 10, 2021 @ BAK
 Ryan McGregor vs. Jeff Glass; no goal; Mar. 20, 2021 @ TUC

ALL-TIME SHUTOUTS:

BY THE GULLS (12)

2015-16 (2)

Oct. 23, 2015 @ San Jose, 3-0 (John Gibson - 23 saves)
 Dec. 12, 2015 @ San Jose, 5-0 (Matt Hackett - 32 saves)

2016-17 (5)

Nov. 19, 2016 vs. San Jose, 4-0 (Matt Hackett - 37 saves)
 Dec. 29, 2016 @ Texas, 4-0 (Kevin Boyle - 22 saves)
 Jan. 28, 2017 @ Tucson, 3-0 (Jhonas Enroth - 22 saves)
 Feb. 4, 2017 vs. Ontario, 2-0 (Jhonas Enroth - 25 saves)
 Feb. 12, 2017 vs. Iowa, 4-0 (Dustin Tokarski - 22 saves)

2017-18 (4)

Jan. 5, 2018 vs. San Jose, 5-0 (Reto Berra - 46 saves)
 Feb. 14, 2018 vs. Bakersfield, 6-0 (Kevin Boyle - 37 saves)
 Feb. 27, 2018 vs. San Antonio, 3-0 (Reto Berra - 26 saves)
 Mar. 16, 2018 vs. Milwaukee, 2-0 (Reto Berra - 37 saves)

2018-19 (1)

Mar. 2, 2019 @ Stockton, 3-0 (Jeff Glass - 20 saves)

2019-20 (0)

2020-21 (0)

BY OPPONENTS (22)

2015-16 (6)

Oct. 24, 2015 @ Bakersfield, 3-0 (Laurent Brossiott - 24 saves)
 Nov. 18, 2015 @ Stockton, 4-0 (Kevin Poulin - 21 saves)
 Dec. 11, 2015 @ Bakersfield, 3-0 (Ben Scrivens - 31 saves)
 Jan. 15, 2016 @ Ontario, 5-0 (Peter Budaj - 27 saves)
 Jan. 29, 2016 vs. Ontario, 2-0 (Peter Budaj - 21 saves)
 Mar. 26, 2016 @ San Jose, 3-0 (Aaron Dell - 26 saves)

2016-17 (6)

Oct. 15, 2016 vs. Ontario, 2-0 (Jack Campbell - 36 saves)
 Dec. 3, 2016 @ Stockton, 4-0 (David Rittich - 37 saves)
 Dec. 10, 2016 @ San Jose, 3-0 (Troy Grosenick - 15 saves)
 Dec. 11, 2016 @ San Jose, 3-0 (Troy Grosenick - 26 saves)
 Mar. 12, 2017 @ San Jose, 3-0 (Troy Grosenick - 25 saves)
 Apr. 7, 2017 vs. Ontario, 4-0 (Jack Campbell - 30 saves)

2017-18 (4)

Nov. 3, 2017 vs. Ontario, 1-0 (Cal Peterson - 27 saves)
 Nov. 22, 2017 @ Tucson, 5-0 (Adin Hill - 29 saves)
 Mar. 9, 2018 @ Ontario, 3-0 (Cal Peterson - 25 saves)
 Apr. 4, 2018 @ San Jose, 4-0 (Antoine Bibeau - 27 saves)

2018-19 (4)

Dec. 7, 2018 @ Colorado, 2-0 (P. Francouz - 29 saves)
 Jan. 25, 2019 @ San Antonio, 4-0 (J. Coreau - 23 saves)
 Mar. 8, 2019 vs. Colorado, 1-0 (P. Francouz - 24 saves)
 Mar. 9, 2019 vs. Colorado, 2-0 (P. Francouz - 28 saves)

2019-20 (2)

Feb. 14, 2020 @ Iowa, 3-0 (K. Kahkonen - 35 saves)
 Mar. 10, 2020 @ Tucson, 3-0 (A. Hill - 26 saves)

2020-21 (0)

GULLS HONOR ROLL

JOHN B. SOLLENBERGER TROPHY

(AHL LEADING SCORER)

ANDREW POTURALSKI - 2020-21

ALL-STAR GAME

*NICK RITCHIE - 2016 (SYRACUSE)

*BRANDON MONTOUR - 2016 (SYRACUSE)

BRANDON MONTOUR - 2017 (LEHIGH VALLEY)

*KALLE KOSSILA (DID NOT PLAY) - 2017 (LEHIGH VALLEY)

ANDY WELINSKI - 2018 (UTICA)

KEVIN BOYLE - 2019 (SPRINGFIELD)

ANTHONY STOLARZ - 2020 (ONTARIO)

CHRIS WIDEMAN - 2020 (ONTARIO)

FIRST TEAM AHL ALL-STAR

*BRANDON MONTOUR - 2015-16

PACIFIC DIVISION ALL-STAR TEAM

ANDREW POTURALSKI - 2020-21

JOSH MAHURA - 2020-21

AHL ALL-ROOKIE TEAM

*BRANDON MONTOUR - 2015-16

AHL PLAYER OF THE MONTH

JHONAS ENROTH - JANUARY 2017

AHL ROOKIE OF THE MONTH

*BRANDON MONTOUR - NOVEMBER 2015

*MAX COMTOIS - FEBRUARY 2020

*JAMIE DRYSDALE - FEBRUARY 2021

AHL PLAYER/ROOKIE OF THE WEEK

KALLE KOSSILA - JANUARY 7, 2018

SAM CARRICK - JANUARY 13, 2019

*MAX COMTOIS - FEBRUARY 23, 2020

*TREVOR ZEGRAS - FEBRUARY 8, 2021

*Denotes rookie



GULLS TOP GAMES

FOUR-OR-MORE POINTS

Player	Date	Opponent	Goals	Assists	Points	+/-
Sam Carrick	11/25/18	@ Stockton	3	2	5	+4
Trevor Zegras	4/13/21	vs. Ontario	2	2	4	+1
Chase De Leo	4/13/21	vs. Ontario	2	2	4	0
Andrew Poturalski	2/20/21	vs. Colorado	1	3	4	+2
Troy Terry	3/11/20	@ Tucson	2	2	4	+3
Sam Steel	3/13/19	@ Bakersfield	1	3	4	+2
Sam Steel	2/1/19	vs. Ontario	2	2	4	+3
Adam Cracknell	1/9/19	@ Stockton	1	3	4	+4
Kalle Kossila	12/22/18	@ Ontario	2	2	4	0
Kalle Kossila	1/3/18	@ Texas	0	4	4	0
Spencer Abbott	11/17/17	vs. Tucson	2	2	4	0
Andy Welinski	3/31/17	@ Tucson	3	1	4	+3
Brandon Montour	12/26/16	vs. Tucson	1	3	4	+2
Brandon Montour	11/1/15	vs. Bakersfield	2	2	4	+2

THREE-OR-MORE GOALS

Player	Date	Opponent	Goals
Kiefer Sherwood	1/31/20	vs. San Jose	3
Sam Carrick	11/14/19	vs. San Jose	3
*Sam Carrick	11/25/18	@ Stockton	3
*Giovanni Fiore	1/17/18	@ Tucson	3
*Corey Tropp	1/3/18	@ Texas	3
Andy Welinski	3/31/17	@ Tucson	3

FOUR-OR-MORE ASSISTS

Player	Date	Opponent	Assists
Kalle Kossila	1/3/18	@ Texas	4

45-OR-MORE SAVES

Goaltender	Date	Opponent	Saves	Shots Faced	Final Score
Kevin Boyle	2/17/18	vs. Ontario	53	55	5-2 W
Jared Coreau	10/27/18	vs. Tucson	47	51	4-3 OTL
Kevin Boyle	1/6/18	vs. San Jose	46	48	3-2 W
Reto Berra	1/5/18	vs. San Jose	46	46	5-0 W
Kevin Boyle	11/16/18	vs. Bakersfield	46	47	4-1 W
Jared Coreau	10/20/18	vs. Bakersfield	45	49	5-4 W
Lukas Dostal	4/9/21	@ Tucson	46	52	8-6 W

ALL-TIME TOP INDIVIDUAL SCORING STREAKS BY GULLS

Point Streaks	Goal Streaks	Assist Streaks
T. Terry - 11 games (10/19/18-11/23/18), 7-9=16 pts.	S. Carrick - 6 games (11/30/19-1/11/20), 8 goals	K. Kossila - 6 games (12/31/16-1/16/17), 8 assists
T. Terry - 9 games (12/8/18-12/30/18), 4-8=12 pts.	A. Cracknell - 6 games (1/9/19-1/21/19), 6 goals	S. Theodore - 6 games (3/16/16-4/6/16), 8 assists
C. De Leo - 9 games (3/13/19-4/10/19), 3-10=13 pts.	M. Comtois - 5 games (2/15/20-2/22/20), 6 goals	T. Terry - 6 games (10/19/18-11/7/18), 6 assists
C. Tropp - 9 games (12/9/17-1/3/18), 8-6=14 pts.	S. Carrick - 5 games (11/8/19-11/15/19), 7 goals	C. De Leo - 6 games (12/19/18-12/29/18), 5 assists
N. Kerdlies - 9 games (2/26/16-3/18/16), 7-9=16 pts.	C. Tropp - 5 games (2/8/19-2/16/19), 6 goals	C. De Leo - 5 games (4/3/21-4/15/21), 7 assists
C. De Leo - 8 games (2/1/19-2/16/19), 7-4=11 pts.	S. Carrick - 5 games (12/15/18-12/27/18), 6 goals	T. Terry - 5 games (11/20/20-1/18/20), 7 assists
K. Kossila - 8 games (12/29/16-1/20/17), 4-8=12 pts.	B. Montour - 5 games (12/26/16-1/16/17), 6 goals	C. De Leo - 5 games (3/27/19-4/10/19), 6 assists
C. De Leo - 7 games (3/31/21-4/17/21), 5-7=12 pts.	V. Lettieri - 4 games (4/21/21-4/30/21), 4 goals	C. Tropp - 5 games (10/13/18-10/27/18), 6 assists
K. Kossila - 7 games (12/9/17-12/30/17), 4-8=12 pts.	S. Carrick - 4 games (3/31/21-4/21/21), 5 goals	M. Gortz - 5 games (2/12/17-2/24/17), 5 assists
C. Tropp - 7 games (2/24/17-3/10/17), 6-6=12 pts.	A. Agozzino - 4 games (2/27/21-3/6/21), 4 goals	S. Noesen - 5 games (12/19/15-1/3/16), 5 assists
B. Montour - 7 games (12/26/16-1/22/17), 6-6=12 pts.	J. Kloos - 4 games (12/27/19-1/3/20), 4 goals	
C. Tropp - 7 games (11/5/16-11/27/16), 3-7=10 pts.	K. Sherwood - 4 games (11/13/19-12/27/19), 4 goals	
S. Noesen - 7 games (12/12/15-1/1/16), 3-5=8 pts.	S. Carrick - 4 games (2/16/19-2/23/19), 5 goals	
	T. Terry - 4 games (11/9/18-11/21/18), 4 goals	
	E. Fehr - 4 games (2/10/18-2/17/18), 4 goals	
	C. Mueller - 4 games (3/4/16-3/11/16), 6 goals	

OPPONENTS TOP GAMES

FOUR-OR-MORE POINTS

Player	Date	Opponent	Goals	Assists	Points	+/-
Kevin Roy	4/9/21	@ Tucson	0	5	5	0
Curtis McKenzie	11/8/17	vs. Texas	3	2	5	+2
Adam Johnson	5/7/21	vs. Ontario	3	1	4	+2
Mikey Eyssimont	5/5/21	@ Ontario	3	1	4	+3
Michael Carcone	5/1/21	@ Tucson	0	4	4	+2
Michael Carcone	4/9/21	@ Tucson	4	0	4	0
Dylan Dube	11/11/19	@ Stockton	1	3	4	+1
Philippe Maillet	2/6/19	vs. Ontario	0	4	4	+2
Philippe Maillet	12/22/18	@ Ontario	3	1	4	0
Dylan Strome	11/22/17	@ Tucson	2	2	4	+2
Travis Morin	11/8/17	vs. Texas	0	4	4	0
Matt Frattin	11/5/16	@ Stockton	2	2	4	0
Daniel Pribyl	10/26/16	vs. Stockton	1	3	4	+3
Morgan Klimchuk	10/26/16	vs. Stockton	2	2	4	+4
Brett Ritchie	2/17/16	vs. Texas	1	3	4	+3
Brendan Ranford	1/16/16	vs. Texas	3	1	4	+1
Tomas Jurco	11/20/15	at Grand Rapids	3	1	4	0

THREE-OR-MORE GOALS

Player	Date	Opponent	Goals
Michael Carcone	4/9/21	@ Tucson	4
Adam Johnson	5/7/21	vs. Ontario	3
Mikey Eyssimont	5/5/21	@ Ontario	3
Danny O'Regan	4/25/21	vs. Henderson	3
Gerry Mayhew	2/14/20	@ Iowa	3
Brett Sutter	3/23/19	vs. Ontario	3
Kyle Rau	1/14/19	@ Iowa	3
Alan Quine	1/9/19	vs. Stockton	3
Philippe Maillet	12/22/18	@ Ontario	3
Logan Shaw	11/28/18	vs. Manitoba	3
Curtis McKenzie	11/8/17	vs. Texas	3
Hunter Shinkaruk	4/5/17	@ Stockton	3
Brendan Ranford	1/16/16	vs. Texas	3
Tomas Jurco	11/20/15	@ Grand Rapids	3
Adrian Kempe	11/5/15	@ Ontario	3

FOUR-OR-MORE ASSISTS

Player	Date	Opponent	Assists
Kevin Roy	4/9/21	@ Tucson	5
Michael Carcone	5/1/21	@ Tucson	4
Philippe Maillet	2/6/19	vs. Ontario	4
Travis Morin	11/8/17	vs. Texas	4
Brad Hunt	10/16/15	vs. Bakersfield	4

40-OR-MORE SAVES

Goaltender	Date	Opponent	Saves	Shots Faced	Final Score
Oscar Dansk	3/14/21	vs. Henderson	48	50	3-2 L
Jon Gillies	12/17/16	vs. Stockton	48	49	3-1 L
Ivan Prosvetov	5/1/21	vs. Tucson	47	49	9-2 L
Kevin Poulin	2/24/16	@ Stockton	47	50	4-3 L
Scott Wedgewood	4/7/18	vs. Ontario	44	47	3-2 W
Jonas Gustavsson	3/25/17	vs. Bakersfield	44	45	3-1 L
Jon Gillies	12/16/16	vs. Stockton	44	47	5-3 L
Eetu Laurikainen	4/6/16	vs. Bakersfield	44	50	6-5 W
Cal Petersen	11/15/19	@ Ontario	43	49	6-2 L
Zachary Sawchenko	3/6/20	@ San Jose	42	4	3-2 OTL
Cal Petersen	1/21/19	@ Ontario	42	46	4-1 L
Hunter Miska	10/12/18	vs. Tucson	42	44	3-2 L
Maxime Lagace	2/17/16	vs. Texas	42	45	6-3 L
Nick Ellis	11/24/17	vs. Bakersfield	41	42	4-1 L
Nick Ellis	2/12/17	vs. Bakersfield	41	45	4-0 W
Laurent Brossoit	12/4/15	@ Bakersfield	41	45	6-4 L
Connor LaCouvee	3/20/21	@ Tucson	40	42	6-2 L
Hunter Miska	12/7/19	vs. Colorado	40	44	4-3 OTL
Dylan Wells	3/29/19	vs. Bakersfield	40	42	3-2 W
Pavel Francouz	11/10/18	vs. Colorado	40	43	3-2 L
Jack Campbell	12/22/18	@ Ontario	40	46	7-6 SOW
Eddie Lack	12/16/17	vs. Stockton	40	43	4-1 W
Michael Houser	4/16/16	vs. Ontario	40	43	3-2 W



ALL-TIME LEADERS

POINTS

	G	A	PTS
Sam Carrick	85	95	180
Corey Tropp	64	93	157
Kalle Kossila	51	90	141
Chase De Leo	45	70	115
Brandon Montour	25	64	89
Kevin Roy	31	57	88
Andy Welinski	24	59	83
Nic Kerdiles	37	39	76
Chris Mueller	28	44	72
Antoine Laganiere	37	32	69
Jaycob Megna	9	55	64
Josh Mahura	11	49	60
Troy Terry	23	34	57
Shea Theodore	14	43	57
Andrew Poturalski	11	39	50

GOALS

Sam Carrick	85
Corey Tropp	64
Kalle Kossila	51
Chase De Leo	45
Nic Kerdiles	37
Antoine Laganiere	37
Kevin Roy	31
Chris Mueller	28
Brandon Montour	25
Kiefer Sherwood	24
Giovanni Fiore	24
Andy Welinski	24
Troy Terry	23
Sam Steel	20
Chris Wagner	18

ASSISTS

Sam Carrick	95
Corey Tropp	93
Kalle Kossila	90
Chase De Leo	70
Brandon Montour	64
Andy Welinski	59
Kevin Roy	57
Jaycob Megna	55
Josh Mahura	49
Chris Mueller	44
Shea Theodore	43
Andrew Poturalski	39
Nic Kerdiles	39
Simon Benoit	36
Troy Terry	34

GAMES PLAYED

Sam Carrick	216
Jaycob Megna	216
Corey Tropp	205
Kalle Kossila	170
Keaton Thompson	169
Simon Benoit	159
Chase De Leo	154
Andy Welinski	149
Alex Dostie	138
Kevin Roy	125
Nic Kerdiles	121
Antoine Laganiere	121
Josh Mahura	112
Brandon Montour	104
Jeff Schultz	101

PLUS-MINUS

Jaycob Megna	+62
Sam Carrick	+44
Simon Benoit	+35
Chase De Leo	+21
Brendan Guhle	+18
Brandon Montour	+17
Troy Terry	+15
Benoit-Olivier Groulx	+14
Matt Bailey	+14
Kiefer Sherwood	+14
Alex Limoges	+13
Jani Hakanpaa	+12
Adam Cracknell	+11
Kyle MacKinnon	+11
Chris Wagner	+11
Joseph Blandisi	+11

PENALTY MINUTES

Stu Bickel	405
Corey Tropp	358
Sam Carrick	252
Scott Sabourin	227
Brian McGrattan	144
Nic Kerdiles	129
Keaton Thompson	107
Simon Benoit	104
Mike Liambas	104
Steven Oleksy	102
Jaycob Megna	96
Stefan Noesen	96
Ben Thomson	91
Joseph Blandisi	82
Shane O'Brien	81

POWER PLAY GOALS

Corey Tropp	32
Sam Carrick	24
Kalle Kossila	18
Andy Welinski	15
Chris Mueller	13
Kevin Roy	10
Nic Kerdiles	10
Antoine Laganiere	10
Chase De Leo	9
Brandon Montour	9
Andrew Agozzino	9
Nick Ritchie	8
Shea Theodore	7
Giovanni Fiore	6
Eric Fehr	6

POWER PLAY ASSISTS

Kalle Kossila	49
Brandon Montour	32
Andy Welinski	31
Corey Tropp	30
Sam Carrick	24
Shea Theodore	23
Chris Mueller	21
Josh Mahura	20
Kevin Roy	19
Chase De Leo	17
Troy Terry	14
Nic Kerdiles	14
Andrew Poturalski	13
Spencer Abbott	13
Stefan Noesen	12
Antoine Laganiere	12

POWER PLAY POINTS

	G	A	PTS
Kalle Kossila	18	49	67
Corey Tropp	32	30	62
Sam Carrick	24	24	48
Andy Welinski	15	31	46
Brandon Montour	9	32	41
Chris Mueller	13	21	34
Shea Theodore	7	23	30
Kevin Roy	10	19	29
Chase De Leo	9	17	26
Nicolas Kerdiles	10	14	24
Josh Mahura	2	20	22
Antoine Laganiere	10	12	22
Troy Terry	5	14	19
Spencer Abbott	4	13	17
Stefan Noesen	5	12	17

SHORTHANDED GOALS

Sam Carrick	9
Chase De Leo	5
Kiefer Sherwood	4
Justin Kloos	3
Alex Broadhurst	3
Jordan Samuels-Thomas	3
Chris Wagner	3
Benoit-Olivier Groulx	2
Ryan Garbutt	2
Adam Cracknell	2
Kenny Ryan	2
Matt Bailey	2
Stefan Noesen	2
Kalle Kossila	2
Corey Tropp	2

SHORTHANDED ASSISTS

Chase De Leo	4
Kiefer Sherwood	4
Jaycob Megna	4
Sam Carrick	3
Justin Kloos	3
Corey Tropp	3
Jani Hakanpaa	3
Simon Benoit	3
Benoit-Olivier Groulx	2
Adam Cracknell	2
Kyle MacKinnon	2
Chris Wideman	2
Isac Lundestrom	2
Jacob Larsson	2
Jeff Schultz	2
Antoine Laganiere	2
Andrew Welinski	2

SHORTHANDED POINTS

	G	A	PTS
Sam Carrick	9	3	12
Chase De Leo	5	4	9
Kiefer Sherwood	4	4	8
Justin Kloos	3	3	6
Corey Tropp	2	3	5
Jaycob Megna	1	4	5
Benoit-Olivier Groulx	2	2	4
Adam Cracknell	2	2	4
Alex Broadhurst	3	1	4
Jordan Samuels-Thomas	3	1	4
Chris Wagner	3	0	3
Jani Hakanpaa	0	3	3
Matt Bailey	2	1	3
Stefan Noesen	2	1	3

ALL-TIME LEADERS

GAME-WINNING GOALS

Sam Carrick	11
Corey Tropp	10
Chase De Leo	7
Troy Terry	6
Brandon Montour	6
Antoine Laganiere	6
Kevin Roy	6
Vinni Lettieri	5
Eric Fehr	5
Max Comtois	5
Chris Wagner	5
Chris Mueller	5
Nicolas Kerdtiles	5
Kalle Kossila	5
Max Jones	4
Joseph Blandisi	4
Stefan Noesen	4

SHOTS

Sam Carrick	591
Kalle Kossila	440
Chase De Leo	431
Corey Tropp	343
Brandon Montour	313
Kevin Roy	308
Andy Welinski	297
Nicolas Kerdtiles	280
Antoine Laganiere	273
Jaycob Megna	261
Josh Mahura	207
Keaton Thompson	207
Giovanni Fiore	205
Shea Theodore	202
Chris Mueller	198
Kiefer Sherwood	190
Simon Benoit	187
Stefan Noesen	178

OVERTIME GOALS

Andrew Agozzino	2
Chris Wagner	2
Mike Sgarbossa	2
Stefan Noesen	2
Jacob Larsson	2
Brandon Montour	2
Corey Tropp	2
Tyler Morley	1
Dennis Rasmussen	1
Ryan White	1
Eric Fehr	1
Max Comtois	1
Nick Ritchie	1
Sam Steel	1
Troy Terry	1
Isac Lundestrom	1
Kiefer Sherwood	1
Josh Mahura	1
Kevin Roy	1

GOALIE STATS

GAMES PLAYED

Kevin Boyle	117
Anthony Stolarz	42
Reto Berra	32
Anton Khudobin	31
Dustin Tokarski	29
Matt Hackett	29
Lukas Dostal	24
Jeff Glass	23
Jhonas Enroth	18
Olle Eriksson Ek	15
John Gibson	13
Jared Coreau	13
Leland Irving	6
Ryan Faragher	5
Jeff Lerg	1

GOALS-AGAINST AVERAGE

Jhonas Enroth	1.73
Anton Khudobin	2.46
John Gibson	2.63
Reto Berra	2.66
Anthony Stolarz	2.68
Kevin Boyle	2.71
Lukas Dostal	2.87
Dustin Tokarski	2.89
Matt Hackett	3.10
Olle Eriksson Ek	3.14
Jeff Glass	3.32
Leland Irving	3.47
Jared Coreau	3.57

SAVE PERCENTAGE

Jhonas Enroth	.936
Anthony Stolarz	.922
Reto Berra	.922
Anton Khudobin	.921
John Gibson	.917
Lukas Dostal	.916
Kevin Boyle	.915
Leland Irving	.909
Olle Eriksson Ek	.901
Dustin Tokarski	.899
Matt Hackett	.896
Jared Coreau	.895
Jeff Glass	.893

WINS

Kevin Boyle	62
Anthony Stolarz	24
Anton Khudobin	19
Dustin Tokarski	18
Reto Berra	16
Lukas Dostal	15
Jhonas Enroth	14
Matt Hackett	12
Jeff Glass	9
Olle Eriksson Ek	8
John Gibson	7
Jared Coreau	3

LOSSES

Kevin Boyle	38
Reto Berra	12
Anthony Stolarz	12
Matt Hackett	10
Lukas Dostal	9
Dustin Tokarski	9
Anton Khudobin	8
Jeff Glass	7
Olle Eriksson Ek	6
Jared Coreau	6
John Gibson	4
Jhonas Enroth	4
Ryan Faragher	3

MINUTES

Kevin Boyle	6,652
Anthony Stolarz	2,505
Anton Khudobin	1,807
Reto Berra	1,779
Dustin Tokarski	1,680
Matt Hackett	1,469
Lukas Dostal	1,424
Jeff Glass	1,194
Jhonas Enroth	1,077
Olle Eriksson Ek	860
John Gibson	775
Jared Coreau	672
Ryan Faragher	275

SAVES

Kevin Boyle	3,228
Anthony Stolarz	1,315
Reto Berra	936
Anton Khudobin	860
Lukas Dostal	745
Dustin Tokarski	721
Matt Hackett	653
Jeff Glass	552
Jhonas Enroth	452
Olle Eriksson Ek	409
John Gibson	374
Jared Coreau	340

SHOTS AGAINST

Kevin Boyle	3,528
Anthony Stolarz	1,314
Reto Berra	1,015
Anton Khudobin	934
Lukas Dostal	813
Dustin Tokarski	802
Matt Hackett	729
Jeff Glass	517
Jhonas Enroth	483
Olle Eriksson Ek	454
John Gibson	408
Jared Coreau	380

SHUTOUTS

Reto Berra	3
Kevin Boyle	2
Jhonas Enroth	2
Matt Hackett	2
John Gibson	1
Jeff Glass	1
Dustin Tokarski	1



ANAHEIM DUCKS RECENT DRAFT PICKS



Anaheim Ducks 2021 Draft at Honda Center

2021 NHL ENTRY DRAFT

ROUND	OVERALL	SELECTION	POS	CLUB
1	3	Mason McTavish	C	Peterborough (OHL)
2	34	Olen Zellweger	D	Everett (WHL)
3	66	Sasha Pastujov	RW	USA U18 (NTDP)
3	76	Tyson Hinds	D	Rimouski (QMJHL)
4	98	Joshua Lopina	C	UMass Amherst (Hockey East)
5	130	Sean Tschigler	LW	Calgary (WHL)
5	148	Gage Alexander	G	Winnipeg (WHL)
6	162	Kyle Kulkkonen	C	Maple Grove HS (Minn.)

2020 NHL ENTRY DRAFT

ROUND	OVERALL	SELECTION	POS	CLUB
1	6	Jamie Drysdale	D	Erie (OHL)
1	27	Jacob Perreault	RW	Sarnia (OHL)
2	36	Sam Colangelo	RW	Chicago (USHL)
3	67	Ian Moore	D	St. Marks School (HIGH-MA)
4	104	Thimo Nickl	D	Drummondville (QMJHL)
5	129	Artyom Galimov	LW	Kazan (Russia)
6	160	Albin Sundsvik	C	Skelleftea Jr. (Sweden-Jr.)
7	207	Ethan Bowen	C	Chilliwack (BCHL)

2019 NHL ENTRY DRAFT (VANCOUVER, BRITISH COLUMBIA)

ROUND	OVERALL	SELECTION	POS	CLUB
1	9	Trevor Zegras	C	USNTDP
1	29	Brayden Tracey	LW	Moose Jaw (WHL)
2	39	Jackson LaCombe	D	Chicago (USHL)
4	101	Henry Thrun	D	USNTDP
5	132	Trevor Janicke	C	Central Illinois (USHL)
6	163	Wil Francis	D	Cedar Rapids (USHL)
6	175	Mathew Hill	D	Barrie (OHL)

2018 NHL ENTRY DRAFT (DALLAS, TEXAS)

ROUND	OVERALL	SELECTION	POS	CLUB
1	23	Isac Lundestrom	C	Lulea (Sweden)
2	54	Benoit-Olivier Groulx	C	Halifax (QMJHL)
3	79	Blake McLaughlin	LW	Chicago (USHL)
3	85	Lukas Dostal	G	Trebic (Czech Republic)
4	116	Jack Perbix	RW	Elk River (MN High School)
5	147	Roman Durny	G	Des Moines (USHL)
6	178	Hunter Drew	D	Charlottetown (QMJHL)

2017 NHL ENTRY DRAFT (CHICAGO, ILLINOIS)

ROUND	OVERALL	SELECTION	POS	CLUB
2	50	Maxime Comtois	LW	Victoriaville (QMJHL)
2	60	Antoine Morand	C	Acadie-Bathurst (QMJHL)
3	91	Jack Badini	C	Chicago (USHL)
4	122	Kyle Olson	RW	Tri-City (WHL)
5	153	Olle Eriksson-Ek	G	Farjestad Jr. (Sweden Jr.)

ANAHEIM DUCKS RECENT DRAFT PICKS

2016 NHL ENTRY DRAFT (BUFFALO, NEW YORK)

ROUND	OVERALL	SELECTION	POS	CLUB
1	24	Max Jones	LW	London (OHL)
1	30	Sam Steel	C	Regina (WHL)
3	85	Josh Mahura	D	Red Deer (WHL)
4	93	Jack Korpicka	LW	Sault Ste. Marie (OHL)
4	115	Alex Dostie	C	Gatineau (QMJHL)
7	205	Tyler Soy	C	Victoria (WHL)

2015 NHL ENTRY DRAFT (SUNRISE, FLORIDA)

ROUND	OVERALL	PLAYER	POS	CLUB
1	27	Jacob Larsson	D	Frolunda (SHL)
2	59	Julius Nattinen	C	JYP Jyvaskyla (Finland)
3	80	Brent Gates Jr.	C	Green Bay (USHL)
3	84	Deven Sideroff	RW	Kamloops (WHL)
5	148	Troy Terry	C	USNTDP (U-18)
6	178	Steven Ruggiero	D	USNTDP (U-18)
6	179	Garrett Metcalf	G	Madison (USHL)

2014 NHL ENTRY DRAFT (PHILADELPHIA, PENNSYLVANIA)

ROUND	OVERALL	PLAYER	POS	CLUB
1	10	Nick Ritchie	LW	Peterborough (OHL)
2	38	Marcus Pettersson	D	Skelleftea Jr. (Sweden)
2	55	Brandon Montour	D	Waterloo (USHL)
5	123	Matt Berkovitz	D	Ashwaubenon (High-WI)
7	205	Ondrej Kase	RW	Chomutov (Czech Republic)

2013 NHL ENTRY DRAFT (NEWARK, NEW JERSEY)

ROUND	OVERALL	PLAYER	POS	CLUB
1	26	Shea Theodore	D	Seattle (WHL)
2	45	Nick Sorensen	RW	Quebec (QMJHL)
3	87	Keaton Thompson	D	U.S. National U-18 (USDP)
5	147	Grant Besse	RW	Benilde-St. Margaret's (High-MN)
6	177	Miro Aaltonen	C	Espoo (Finland)

2012 NHL ENTRY DRAFT (PITTSBURGH, PENNSYLVANIA)

ROUND	OVERALL	PLAYER	POS	CLUB
1	6	Hampus Lindholm	D	Rogle Jr. (Sweden)
2	36	Nicolas Kerdiles	LW	U.S. National U-18 (USDP)
3	87	Frederik Andersen	G	Frolunda (Sweden)
4	97	Kevin Roy	C	Lincoln (USHL)
4	108	Andrew O'Brien	D	Chicoutimi (QMJHL)
5	127	Brian Cooper	D	Fargo (USHL)
7	187	Kenton Helgesen	D	Calgary (WHL)
7	210	Jaycob Megna	D	Nebraska-Omaha (WCHA)

2011 NHL ENTRY DRAFT (ST. PAUL, MINNESOTA)

ROUND	OVERALL	PLAYER	POS	CLUB
1	30	Rickard Rakell	RW	Plymouth (OHL)
2	39	John Gibson	G	U.S. National U-18 (USDP)
2	53	William Karlsson	C	Vasteras Jr. (Sweden)
3	65	Joseph Cramarossa	C	Mississauga (OHL)
3	83	Andy Welinski	D	Green Bay (USHL)
5	143	Max Friberg	RW	Skovde (Sweden-1)
6	160	Josh Manson	D	Salmon Arm (BCHL)



X RECORDS X

CAL COAST
CREDIT UNION



VALLETTA

CCM

SAN DIEGO GULLS INDIVIDUAL RECORDS

MOST GOALS

Career.....	85	Sam Carrick, 2016-17 through 2019-21
Season.....	32	Sam Carrick (2018-19)
by a Forward.....	32	Sam Carrick (2018-19)
by a Defenseman.....	13	Brandon Montour, 2016-17
Game.....	3	Six times, last: K. Sherwood, Jan. 31, 2020 vs. SJ
by a Forward.....	3	Five times: C. Tropp, Jan. 3, 2018 @ TEX; G. Fiore, Jan. 17, 2018 @ TUC; S. Carrick, Nov. 25, 2018 @ STK; S. Carrick, Nov. 13, 2019 vs. SJ; K. Sherwood, Jan. 31, 2020 vs. SJ
by a Defenseman.....	3	Andy Welinski, Mar. 31, 2017 @ TUC
Period.....	3	Two times: C. Tropp, Jan. 3, 2018 @ TEX (second); G. Fiore, Jan. 17, 2018 @ TUC (third)

MOST ASSISTS

Career.....	95	Sam Carrick, 2016-17 through 2020-21
Season.....	45	Brandon Montour, 2015-16
by a Forward.....	37	Chris Mueller, 2015-16
by a Defenseman.....	45	Brandon Montour, 2015-16
Game.....	4	Kalle Kossila, Jan. 3, 2018 @ TEX
by a Forward.....	4	Kalle Kossila, Jan. 3, 2018 @ TEX
by a Defenseman.....	3	Six times, last: C. Wideman, Feb. 15, 2020 @ IA
Period.....	3	Three times: C. Mueller, Feb. 13, 2016 @ CHA (second); K. Kossila, Jan. 3, 2018 @ TEX (second); J. Menga, Jan. 17, 2018 @ TUC (third)

MOST POINTS

Career.....	180	Sam Carrick, 2016-17 through 2020-21
Season.....	61	Sam Carrick, 2018-19 (32-29=61)
by a Forward.....	61	Sam Carrick, 2018-19 (32-29=61)
by a Defenseman.....	57	Brandon Montour, 2015-16 (12-45=57)
Game.....	5	Sam Carrick, Nov. 25, 2018 @ STK (3-2=5)
by a Forward.....	5	Sam Carrick, Nov. 25, 2018 @ STK (3-2=5)
by a Defenseman.....	4	B. Montour (twice), Nov. 11, 2015 vs. BAK (2-2=4) & Dec. 26, 2016 vs. TUC (1-3=4); A. Welinski, Mar. 31, 2017 @ TUC (3-1=4)
Period.....	3	15 times, last: Trevor Zegras (1-2=3, second) & Chase De Leo (1-2=3, second), Feb. 5, 2021 vs. BAK

MOST POWER PLAY GOALS

Career.....	32	Corey Tropp, 2015-16 through 2019-20
Season.....	11	Three times: C. Tropp (twice), 2016-17 & 2017-18; S. Carrick, 2018-19
Game.....	3	Corey Tropp, Jan. 3, 2018 @ TEX
Period.....	3	Corey Tropp, Jan. 3, 2018 @ TEX (second)

MOST POWER PLAY ASSISTS

Career.....	49	Kalle Kossila, 2015-16 through 2018-19
Season.....	24	Brandon Montour, 2015-16

MOST POWER PLAY POINTS

Career.....	67	Kalle Kossila, 2015-16 through 2018-19
Season.....	30	Brandon Montour, 2015-16

MOST SHORTHANDED GOALS

Career.....	9	Sam Carrick, 2016-17 through 2020-21
Season.....	4	Sam Carrick, 2019-20

MOST SHORTHANDED ASSISTS

Career.....	4	J. Megna, K. Sherwood, C. De Leo
Season.....	4	Jaycob Megna, 2016-17



RECORDS

MOST SHORTHANDED POINTS

Career.....	12	Sam Carrick (9-3=12), 2016-17 through 2020-21
Season.....	5	Four times: Jaycob Megna (1-4=5), 2016-17; Justin Kloos (3-2=5), 2019-20; Kiefer Sherwood (3-2=5), 2019-20; Sam Carrick (4-1=5), 2019-20

MOST SHOTS

Career.....	591	Sam Carrick, 2016-17 through 2020-21
Season.....	173	Chase De Leo, 2018-19
Game.....	12	Brandon Montour, Oct. 26, 2016 vs. STK

MOST PENALTY MINUTES

Career.....	405	Stu Bickel, 2015-16 through 2017-18
Season.....	210	Stu Bickel, 2015-16
Game.....	40	Stu Bickel, Oct. 27, 2017 @ TEX

MOST GAMES PLAYED

Career.....	216	Jaycob Megna, 2015-16 through 2018-19
Season.....	68	Brandon Montour, 2015-16

HIGHEST PLUS/MINUS (+/-)

Career.....	+62	Jaycob Megna, 2015-16 through 2018-19
Season.....	+33	Jaycob Megna, 2016-17
Game.....	+5	Three times: J. Mahura, Feb. 1, 2019 vs. ONT; J. Hakanpaa, Dec. 27, 2019 @ ONT; B. Guhle, Apr. 9, 2021 @ TUC

HIGHEST SHOOTING PERCENTAGE

Career (min. 15 goals).....	23.9%	Eric Fehr, 2017-18
Season (min. 7 goals).....	28.2%	Alex Limoges, 2020-21

MOST GAME-WINNING GOALS

Career.....	11	Sam Carrick, 2016-17 through 2020-21
Season.....	5	Four times: M. Sgarbossa & S. Noesen, 2015-16; B. Montour, 2016-17; A. Agozzino, 2020-21

MOST OVERTIME GOALS

Career.....	2	M. Sgarbossa, S. Noesen, C. Wagner, C. Tropp, B. Montour, J. Larsson, A. Agozzino
Season.....	2	Four times: M. Sgarbossa & S. Noesen, 2015-16; B. Montour, 2016-17; A. Agozzino, 2020-21

LONGEST SCORING STREAKS

Point Streak.....	11 games	Troy Terry, Oct. 19-Nov. 23, 2018 (7-9=16)
Goal Streak.....	6 games	Two times: A. Cracknell, Jan. 9-21, 2019 (6-4=10); S. Carrick, Nov. 30, 2019-Jan. 11, 2020 (8-2=10)
Assist Streak.....	6 games	Sam Carrick, Feb. 14-Mar. 2, 2018 (4-6=10); Troy Terry, Oct. 19-Nov. 7, 2018 (3-6=9)
Multi-Point Game Streak.....	5 games	Chris Mueller, Feb. 26-Mar. 8, 2016 (6-6=12)
Multi-Goal Game Streak.....	2 games	Chris Mueller, Mar. 5-8, 2016 (4-1=5)

GULLS GOALTENDER RECORDS

MOST GAMES PLAYED

Career.....	117	Kevin Boyle, 2016-17 through 2019-20
Season.....	43	Kevin Boyle, 2018-19

MOST MINUTES PLAYED

Career.....	6,652	Kevin Boyle, 2016-17 through 2019-20
Season.....	2,362	Kevin Boyle, 2018-19

RECORDS

MOST WINS

Career.....	62	Kevin Boyle, 2016-17 through 2019-20
Season.....	24	Kevin Boyle, 2018-19

MOST LOSSES

Career.....	38	Kevin Boyle, 2016-17 through 2019-20
Season.....	13	Kevin Boyle (twice), 2017-18 & 2018-19

MOST OT/SO LOSSES

Career.....	10	Kevin Boyle, 2016-17 through 2019-20
Season.....	6	Kevin Boyle, 2016-17; Anthony Stolarz, 2019-20

MOST SHUTOUTS

Career.....	3	Reto Berra, 2017-18
Season.....	3	Reto Berra, 2017-18

MOST SAVES

Career.....	3,228	Kevin Boyle, 2016-17 through 2019-20
Season.....	1,211	Anthony Stolarz, 2019-20
Game.....	53	Kevin Boyle, Feb. 17, 2018 vs. ONT (53-of-55)
Period.....	23	Jared Coreau, Oct. 20, 2018 vs. BAK (third, 23-of-24)
Overtime.....	7	Kevin Boyle, Feb. 10, 2018 @ SJ (7-of-7)

MOST SHOTS FACED

Career.....	3,528	Kevin Boyle, 2016-17 through 2019-20
Season.....	1,314	Anthony Stolarz, 2019-20
Game.....	55	Kevin Boyle, Feb. 17, 2018 vs. ONT (53-of-55)
Period.....	24	Jared Coreau, Oct. 20, 2018 vs. BAK (third, 23-of-24)
Overtime.....	7	Kevin Boyle, Feb. 10, 2018 @ SJ (7-of-7)

MOST GOALS ALLOWED

Career.....	300	Kevin Boyle, 2016-17 through 2019-20
Season.....	114	Kevin Boyle, 2018-19
Game.....	7	Two times: John Gibson, Nov. 20, 2015 @ GR; Matt Hackett, Nov. 5, 2016 @ STK
Period.....	5	Two times: Jeff Glass (both), Feb. 9, 2019 @ BAK (second); Mar. 20, 2021 @ TUC (first)

FEWEST GOALS ALLOWED

Career (min. 25 games).....	74	Anton Khudobin, 2015-16
Season (min. 15 GP).....	31	Jhonas Enroth, 2016-17
Game.....	0	12 times (3 by R. Berra; 2 by Kevin Boyle; 2 by J. Enroth; 2 by M. Hackett; 1 by J. Glass; 1 by D. Tokarski; 1 by J. Gibson)

LOWEST GOALS-AGAINST AVERAGE

Career (min. 25 games).....	2.46	Anton Khudobin, 2015-16
Season (min. 15 GP).....	1.73	Jhonas Enroth, 2016-17

HIGHEST GOALS-AGAINST AVERAGE

Career (min. 25 games).....	3.32	Jeff Glass, 2018-19 through 2020-21
Season (min. 15 GP).....	3.14	Olle Eriksson Ek, 2020-21

HIGHEST SAVE PERCENTAGE

Career (min. 25 games).....	0.922	Reto Berra, 2017-18; Anthony Stolarz, 2019-20 through 2020-21
Season (min. 15 GP).....	0.936	Jhonas Enroth, 2016-17

MOST ASSISTS

Career.....	4	Anthony Stolarz, 2019-20
Season.....	4	Anthony Stolarz, 2019-20
Game.....	1	13 times, last: Olle Eriksson Ek, May 14, 2021 @ COL



RECORDS

GOALTENDING STREAKS

Most consecutive games played.....	16	Anton Khudobin, Feb. 19-30, 2016 (12-1-2)
Most consecutive starts.....	12	Kevin Boyle, Mar. 9-Apr. 12, 2019 (5-5-1)
Most consecutive shutouts.....	0	N/A
Longest winning streak.....	10	Kevin Boyle, Dec. 15, 2018-Jan. 12, 2019 (10-0-0)
Longest unbeaten streak (in regulation).....	14	Anton Khudobin, Feb. 13-Mar. 19, 2016 (11-0-2)
Longest losing streak (in regulation).....	7	Lukas Dostal, Feb. 19-Mar. 13, 2021 (0-7-0)
Longest winless streak.....	7	Lukas Dostal, Feb. 19-Mar. 13, 2021 (0-7-0)
Longest shutout sequence.....	137:13	John Gibson, Oct. 21-30, 2015 (spanning 3 games)

GULLS ROOKIE RECORDS

MOST GOALS

Season.....	20	Sam Steel, 2018-19
Game.....	3	Two times: Andy Welinski, Mar. 31, 2017 @ TUC (3-0=3); Giovanni Fiore, Jan. 17, 2018 @ TUC (3-0=3)

MOST ASSISTS

Season.....	45	Brandon Montour, 2015-16
Game.....	3	Five times: S. Theodore (0-3=3), Apr. 2, 2016 vs. SJ; A. Welinski, Feb. 24, 2017 vs. TEX (0-3=3); S. Steel, Mar. 13, 2019 @ BAK (1-3=4); Benoit-Olivier Groulx, Apr. 30, 2021 vs. TUC (0-3=3); Jacob Perreault, Apr. 9, 2021 @ TUC (0-3=3)

MOST POINTS

Season.....	57	Brandon Montour, 2015-16 (12-45=57)
Game.....	4	Five times: B. Montour, Nov. 11, 2015 vs. BAK (2-2=4); A. Welinski, Mar. 31, 2017 @ TUC (3-1=4); S. Steel (two times), Feb. 1, 2019 vs. ONT (2-2=4); Mar. 13, 2019 @ BAK (1-3=4); T. Zegras, Apr. 13, 2021 vs. ONT (2-2=4)

MOST POWER PLAY GOALS

Season.....	8	Nick Ritchie, 2015-16
Game.....	2	Odrej Kase, Oct. 26, 2016 vs. STK

MOST POWER PLAY ASSISTS

Season.....	24	Brandon Montour, 2015-16
-------------	----	--------------------------

MOST POWER PLAY POINTS

Season.....	30	Brandon Montour, 2015-16
-------------	----	--------------------------

MOST SHORTHANDED GOALS

Season.....	2	Benoit-Olivier Groulx & Bryce Kindopp (2020-21)
Game.....	1	Seven times, last: Bryce Kindopp, Apr. 30, 2021 vs. TUC

MOST SHOTS

Season.....	164	Giovanni Fiore, 2017-18
Game.....	9	Two times: Max Jones, Nov. 10, 2018 vs. COL; Jamie Drysdale, Mar. 14, 2021 vs. HSK

MOST PENALTY MINUTES:

Season.....	59	Nick Ritchie, 2015-16
Game.....	17	Two times: Nick Ritchie, Dec. 31, 2015 @ TEX; Jacob Perreault, Apr. 9, 2021 @ TUC

MOST GAMES PLAYED

Season.....	68	Brandon Montour, 2015-16
-------------	----	--------------------------

HIGHEST PLUS/MINUS (+/-):

Season.....	+19	Kalle Kossila, 2016-17
Game.....	+5	Josh Mahura, Feb. 1, 2019 vs. ONT

HIGHEST SHOOTING PERCENTAGE:

Season (minimum 10 goals).....	28.2	Alex Limoges, 2020-21
--------------------------------	------	-----------------------

RECORDS

MOST GAME-WINNING GOALS:

Season..... 5 Max Comtois, 2019-20

MOST OVERTIME GOALS:

Season..... 1 Eight times, last: Jamie Drysdale, Feb. 14, 2021 vs. COL

LONGEST ROOKIE SCORING STREAKS

Point Streak..... 11 games Troy Terry, Oct. 19-Nov. 23, 2018 (7-9=16)

Goal Streak..... 5 games Max Comtois, Feb. 15-22, 2020 (6-2=8)

Assist Streak..... 6 games Three times: S. Theodore, Mar. 16-Apr. 6, 2019 (1-8=9);

K. Kossila, Dec. 31, 2016-Jan. 16, 2017 (1-8=9); T. Terry, Oct. 19-Nov. 7, 2018 (3-6=9)

MOST GOALS (DEFENSEMEN)

Season..... 12 Brandon Montour, 2015-16

MOST ASSISTS (DEFENSEMEN)

Season..... 45 Brandon Montour, 2015-16

MOST POINTS (DEFENSEMEN)

Season..... 57 Brandon Montour, 2015-16

MOST GAMES PLAYED (DEFENSEMEN)

Season..... 68 Brandon Montour, 2015-16

HIGHEST PLUS/MINUS (DEFENSEMEN)

Season..... +16 Simon Benoit, 2018-19

MOST SAVES (GOALTENDERS)

Season..... 1,062 Kevin Boyle, 2017-18

MOST SHOTS FACED (GOALTENDERS)

Season..... 1,153 Kevin Boyle, 2017-18

MOST MINUTES (GOALTENDERS)

Season..... 2,052 Kevin Boyle, 2017-18

MOST WINS (GOALTENDERS)

Season..... 19 Kevin Boyle, 2017-18

GULLS TEAM HIGHS

MOST GOALS

Season..... 236 2018-19 (3.47 per-game avg., not including goals awarded for shootout wins)

Game..... 9 Nov. 13, 2019 vs. SJ

First Period..... 6 March 31, 2017 @ TUC

Second Period..... 4 Four times: Feb. 13, 2016 @ CHA; Oct. 7, 2017 @ TUC; Feb. 1, 2019 vs. ONT;

Feb. 16, 2019 @ SJ

Third Period..... 5 Two times: Jan. 25, 2017 @ TUC; Nov. 13 vs. SJ

MOST ASSISTS

Season..... 405 2018-19

Game..... 16 Mar. 31, 2017 @ TUC

Period..... 12 Mar. 31, 2017 @ TUC (first)



RECORDS

MOST POINTS (GOALS + ASSISTS)

Season.....	641	2018-19 (236-405=641)
Game	24	Mar. 25, 2017 @ TUC (8-16=24)
Period	18	Mar. 25, 2017 @ TUC (first, 6-12=18)

MOST SHOTS

Season.....	2,195	2016-17 (3.28 per-game average)
Game	50	Two times: Feb. 24, 2016 @ STK; Apr. 6, 2016 vs. BAK
First Period	22	Jan. 25, 2017 @ TUC
Second Period.....	22	Nov. 15, 2019 @ ONT
Third Period.....	25	Dec. 17, 2016 vs. STK
Overtime	6	Four times: Mar. 5, 2016 vs. STK; Mar. 8, 2017 vs. SJ; Dec. 22, 2017 vs. ONT; Dec. 13, 2019 @ COL

MOST POWER PLAY GOALS

Season.....	62	2017-18 (62-283, 21.9%)
Game	4	Three times: Nov. 17, 2017 vs. TUC (4-9); Jan. 5, 2018 vs. SJ (4-5); Mar. 6, 2019 vs. STK (4-8)
Period	3	Three times: Mar. 8, 2017 vs. SJ (first); Nov. 17, 2017 vs. TUC (third); Jan. 3, 2018 @ TEX (second)

MOST POWER PLAY OPPORTUNITIES

Season.....	283	2017-18 (62-283, 21.9%)
Game	11	Dec. 21, 2018 vs. ONT (1-11)
Period	6	Two times: Dec. 21, 2018 vs. ONT (0-6); Jan. 11, 2017 vs. STK (1-6)

MOST SHORTHANDED GOALS

Season.....	17	2019-20
Game	2	Three times: Feb. 3, 2018 vs. TUC; Nov. 13, 2019 vs. SJ; Jan. 31, 2020 vs. SJ
Period	2	Two times: Feb. 3, 2018 vs. TUC (third, K. Kossila & S. Carrick); Nov. 13, 2019 vs. SJ (third, J. Kloos & C. De Leo)

MOST PENALTY MINUTES

Season.....	1,239	2015-16 (18.22 per-game average)
Game	85	Oct. 24, 2015 @ BAK
Period	76	Mar. 22, 2017 vs. SJ (third)

MOST STANDINGS POINTS

Season.....	91	2016-17 (43-20-3-2)
Month	20	Two times: Feb. 2017 (10-2-0-0); Feb. 2020 (9-2-2-0)

MOST WINS

Season.....	43	2016-17 (43-20-3-2)
Month	10	Feb. 2017 (10-2-0-0)

MOST LOSSES

Season.....	28	2017-18 (36-28-3-1)
Month	7	Two times: Nov. 2017 (3-7-0-0); Feb. 2019 (4-7-1-0)

MOST OVERTIME LOSSES

Season.....	6	2019-20 (30-19-6-2)
Month	2	Three times: Apr. 2016 (4-1-2-0); Mar. 2018 (6-4-2-1); Feb. 2020 (9-2-2-0)

MOST SHOOTOUT LOSSES

Season.....	3	2018-19 (36-24-5-3)
Month	2	Dec. 2018 (6-4-0-2)

GULLS TEAM LOWS

(Team Lows reflect full 68-game seasons and excludes 2019-20 and 2020-21 as seasons were cut short due to COVID-19 pandemic)

FEWEST GOALS

Season.....198 2017-18 (2.91 per-game avg., not including goals awarded for shootout wins)

FEWEST ASSISTS

Season.....340 2015-16

FEWEST POINTS (GOALS + ASSISTS)

Season.....543 2017-18 (198-345=543)

FEWEST SHOTS

Season.....1,956 2017-18 (28.76 per-game average)
 Game 12 Nov. 11, 2017 vs. ONT
 First Period2 Dec. 10, 2016 @ SJ
 Second Period.....0 Nov. 11, 2017 vs. ONT
 Third Period.....0 Oct. 28, 2017 @ SA
 Overtime0 Eight times, last: Jan. 14, 2019 @ IA

FEWEST POWER PLAY GOALS

Season.....55 2015-16; 2016-17

FEWEST POWER PLAY OPPORTUNITIES

Season.....265 2015-16
 Game0 Four times, last: Dec. 3, 2018 @ SJ

FEWEST SHORTHANDED GOALS

Season.....5 2017-18

FEWEST PENALTY MINUTES

Season.....978 2018-19 (14.38 per-game average)
 Game0 Dec. 27, 2018 vs. BAK

FEWEST WINS

Season.....36 2017-18 (36-28-3-1); 2018-19 (36-24-5-3)
 Month (minimum 5 GP) 1 Apr. 2018 (1-5-0-0)

FEWEST REGULATION LOSSES

Season.....20 2016-17
 Month (minimum 5 GP) 1 Four times: Oct. 2015 (6-1-0-0); Apr. 2016 (4-1-2-0); Jan. 2017 (8-1-0-1); Apr. 2019 (3-1-1-0)

FEWEST OVERTIME LOSSES

Season.....3 2016-17; 2017-18
 Month0 15 times

FEWEST SHOOTOUT LOSSES

Season.....1 2017-18
 Month0 17 times



RECORDS

GULLS MISCELLANEOUS RECORDS

Longest winning streak.....	8	Dec. 27, 2018-Jan. 12, 2019 (8-0-0-0)
Home.....	7	Feb. 24-Mar. 22, 2017 (7-0-0-0)
Road.....	6	Dec. 29, 2018-Jan. 12, 2019 (6-0-0-0)
Longest regulation losing streak....	6	Oct. 4-26, 2019 (0-6-0-0)
Home.....	4	Nov. 3-11, 2017 (0-4-0-0)
Road.....	5	Mar. 31-Apr. 13, 2018 (0-5-0-0)
Longest point streak.....	15	Dec. 14, 2018-Jan. 16, 2019 (12-0-1-2)
Home.....	9	Feb. 3-Mar. 16, 2018 (8-0-1-0)
Road.....	10	Two times: Dec. 29, 2016-Feb. 7, 2017 (9-0-0-1); Dec. 14, 2018-Jan. 21, 2019 (7-0-1-2)
Longest winless streak.....	7	Dec. 10-27, 2016 (0-5-1-1)
Home.....	6	Dec. 13, 2016-Jan. 6, 2017 (0-4-1-1)
Road.....	5	Three times: Feb. 18-Mar. 10, 2018 (0-3-1-1); Mar. 31-Apr. 14, 2018 (0-5-0-0); Dec. 3-22, 2018 (0-3-0-2)

CONSECUTIVE MULTIPLE-GOAL GAMES BY INDIVIDUAL PLAYERS

Most consecutive multi-goal games.....	2	Mar. 5-8, 2016 (Mueller)
Most consecutive multi-goal games by diff. players.....	2	Four times, last: Apr. 30, 2021 vs. TUC (Kindopp)-May 1, 2021 vs. TUC (Limoges)
Most consecutive multi-goal games to start season....	N/A	

CONSECUTIVE POWER PLAY GOALS AND ATTEMPTS

Most consecutive games scoring a PP goal.....	8	Oct. 7-28, 2017 (12-for-51, .235)
Most consecutive games not scoring a PP goal.....	6	Nov. 23-Dec. 11, 2019 (0-for-22)
Most consecutive attempts scoring a PP goal.....	4	Dec. 13, 2017 vs. STK (3)-Dec. 16, 2017 vs. STK (1) (spanning two games)
Most consecutive attempts without a PP goal.....	24	Dec. 6-26, 2016 (spanning seven games)

CONSECUTIVE PENALTY KILLING ATTEMPTS

Most consecutive games allowing a PP goal.....	7	Nov. 17-Dec. 5, 2017 (17-for-29, .586)
Most consecutive games not allowing a PP goal.....	8	Mar. 1-19, 2019 (30-for-30)
Most consecutive shorthanded stops (no goal).....	30	Mar. 1-19, 2019 (spanning eight games)
Most consecutive opponent PP attempts scoring.....	2	Three times: Apr. 3, 2019 @ SJ (spanning one game); Oct. 11, 2019 @ SJ (spanning one game); Mar. 5, 2021 vs. SJ (spanning one game)

SINGLE GAME

EARLIEST GOALS SCORED

Earliest goals scored from the start of a game.....	0:08	Justin Kloos, Dec. 27, 2019 @ ONT
Earliest two goals scored from the start of a game....	0:26	J. Megna (0:17), K. Kossila (0:26), Mar. 17, 2018 vs. BAK
Earliest three goals scored from the start of a game...	4:03	M. Gortz (2:04), C. Stoner (3:24), K. Roy (4:03), Mar. 31, 2017 @ TUC
Earliest four goals scored from the start of a game....	6:16	M. Gortz (2:04), C. Stoner (3:24), K. Roy (4:03), A. Welinski (6:16), Mar. 31, 2017 @ TUC
Earliest five goals scored from the start of a game... 16:54		N. Sorensen (8:02), A. Laganiere (10:01), S. Carrick (12:15), C. Tropp (14:01), A. Laganiere (16:54), Mar. 8, 2017 vs. SJ
Earliest goal scored from the start of a 2nd period....	0:24	Max Jones, Jan. 6, 2019 @ ONT
Earliest goal scored from the start of a 3rd period.....	0:14	Chris Mueller, Mar. 5, 2016 vs. STK
Earliest goal scored from the start of an overtime.....	0:46	Jamie Drysdale, Feb. 14, 2021 vs. COL

RECORDS

EARLIEST GOALS GIVEN UP

Earliest goal against from the start of a game.....	0:11	Noah Gregor, Mar. 9, 2021 @ SJ
Earliest two goals against from the start of a game....	1:54	Two times: F. Hamilton (0:21), T. Elson (1:54), Feb. 24, 2016 @ STK; J. Nantel (0:23), J. Megna (1:54), Dec. 7, 2019 vs. COL
Earliest three goals against from the start of a game...	5:05	R. McGregor (2:12), D. Mayo (3:05), R. McGregor (5:05), Mar. 20, 2021 @ TUC
Earliest four goals against from the start of a game...	10:43	R. McGregor (2:12), D. Mayo (3:05), R. McGregor (5:05), K. Roy (10:43), Mar. 20, 2021 @ TUC
Earliest five goals against from the start of a game...	15:59	R. McGregor (2:12), D. Mayo (3:05), R. McGregor (5:05), K. Roy (10:43), J. Gregoire (15:59), Mar. 20, 2021 @ TUC
Earliest goal against from the start of a 2nd period....	0:25	J. Wilkins, May 1, 2021 vs. TUC
Earliest goal against from the start of a 3rd period.....	0:13	Brett Sutter, Dec. 22, 2018 vs. ONT
Earliest goal against from the start of an overtime.....	0:12	Kenny Agostino, Apr. 3, 2016 vs. STK

SHOOTING PERCENTAGE

Highest shooting percentage.....	29.4%	Dec. 30, 2018 @ SJ (5 goals on 17 shots)
Opponent's highest shooting percentage.....	29.4%	Mar. 24, 2017 @ BAK (5 goals on 17 shots)

POWER PLAY PERCENTAGE

Highest power play percentage.....	100%	Six times (most PPG: 3 (two times, last: Mar. 3, 2021 @ ONT))
Lowest power play percentage.....	0%	Several times (most chances w/o a PPG: 8 (twice, last: Nov. 30, 2018 vs. MB)
Opponent's highest power play percentage.....	100%	Four times (most: Oct. 16, 2015 vs. BAK (2-for-2))
Opponent's lowest power play percentage.....	0%	Several times (most chances w/o a PPG: 8 (twice, last: Nov. 30, 2018 vs. MB)

MARGIN OF VICTORY/DEFEAT

Largest Margin of Victory.....	7	Jan. 25, 2017 @ TUC (8-1)
Largest Margin of Defeat.....	7	May 1, 2021 vs. TUC (9-2)

BIGGEST DIFFERENCES IN SHOTS/GOALS WITH WINS/LOSSES

Most shots in a loss.....	50	Feb. 24, 2016 @ STK (lost 4-3 in SO)
Fewest shots in a win.....	14	Apr. 14, 2017 @ ONT (4-3)
Most goals in a loss.....	5	Four times: Mar. 18, 2016 vs. BAK (lost 7-5); Oct. 26, 2016 vs. STK (lost 7-5); Nov. 23, 2018 vs. STK (lost 5-6); Mar. 6, 2019 vs. STK (lost 5-7)
Fewest goals in a win.....	2	Several times, last: Apr. 15, 2021 @ ONT (2-1)

LARGEST DEFICITS/LEADS OVERCOME

Largest deficit overcome in a win.....	3	Three times: Jan. 3, 2016 @ SA (trailed 3-0 at 4:17 of the third, won 4-3); Apr. 6, 2016 (trailed 3-0 at 2:58 of the second, won 6-5 in OT); Jan. 17, 2018 @ TUC (trailed 3-0 at 9:35 of the second, won 5-3)
Largest lead relinquished in a loss.....	3	Jan. 17, 2018 @ TUC (trailed 3-0 at 9:35 of the second, won 5-3) Mar. 4, 2018 (led 3-0 at 10:53 of the first period, lost 5-4 in shootout); Nov. 21, 2018 (led 3-0 at 19:15 of the first period, lost 4-3)

FEWEST SHOTS ALLOWED

Game.....	14	Nov. 30, 2018 vs. MB
First Period.....	2	Four times, last: Apr. 15, 2021 @ COL
Second Period.....	3	Jan. 20, 2017 vs. SJ
Third Period.....	0	Nov. 30, 2019 vs. TUC

MULTIPLE PLAYERS WITH POINTS IN ONE GAME

Most players with at least one point in a game.....	15	Apr. 3, 2021 vs. SJ
Most players with multiple points in a game.....	8	Nov. 13, 2019 vs. SJ (Carrick-3, Wideman-3, Comtois-2, De Leo-2, Dostie-2, Kloos-2, Lundestrom-2, Sherwood-2)
Most players with three-or-more points in a game.....	4	Apr. 9, 2021 @ TUC (Agozzino-3, Guhle-3, Lettieri-3, Perreault-3)
Most players with four-or-more points in a game.....	2	Apr. 13, 2021 vs. ONT (De Leo-4, Zegras-4)



RECORDS

MOST GOALS ALLOWED

Game	9	May 1, 2021 vs. TUC
First Period	5	Mar. 20, 2021 @ TUC
Second Period	5	Two times: Feb. 9, 2019 @ BAK; May 1, 2021 vs. TUC
Third Period	4	Eight times, last: May 5, 2021 @ ONT

MOST SHOTS ALLOWED

Game	55	Feb. 17, 2018 vs. ONT
First Period	22	Mar. 1, 2019 @ STK
Second Period	24	Two times, last: Jan. 8, 2020 vs. IA
Third Period	21	Three times, last: Nov. 26, 2018 @ STK
Overtime	7	Feb. 10, 2018 @ SJ

MOST POWER PLAY GOALS ALLOWED

Game	4	Two times: Nov. 20, 2015 @ GR (4-for-9); Nov. 5, 2016 @ STK (4-for-8)
Period	2	17 times, last: Mar. 29, 2019 vs. BAK (2-for-4 in the first period)

MOST SHORTHANDED GOALS ALLOWED

Game	2	Dec. 21, 2018 vs. ONT; Feb. 9, 2019 @ BAK; Mar. 6, 2019 vs. STK
Period	2	Feb. 9, 2019 @ BAK (second); Mar. 6, 2019 vs. STK (third)

SEASON

INDIVIDUAL

Most multiple-goal games.....	5	Sam Carrick (2018-19)
Most hat tricks.....	1	Andy Welinski (2016-17); Corey Tropp (2017-18); Giovanni Fiore (2017-18); Sam Carrick (2018-19); Sam Carrick (2019-20); Kiefer Sherwood (2019-20)
Highest % of team's total goals....	13.6%	Sam Carrick (2018-19 scored 32 of team's 236 goals)
Most multiple-assist games.....	10	Andrew Poturalski (2020-21)
Most multiple-point games.....	16	Sam Carrick (2018-19)
Most three-or-more point games ...	7	Sam Carrick (2018-19)
Most four-or-more point games.....	2	Sam Steel (2018-19)
Most 30+ save games (goalies)....	23	Anthony Stolarz (2019-20)
Most 40+ save games (goalies)	4	Two times: Kevin Boyle (2018-19), Lukas Dostal (2020-21)

TEAM

Most four-or-more goal games.....	36	2018-19
Most five-or-more goal games	18	2018-19
Most shutouts.....	5	2016-17
Fewest shutouts	0	2019-20
Most times shutout.....	6	2015-16, 2016-17
Fewest times shutout.....	2	2019-20
Most overtime games	17	2015-16

CAREER

Most multiple-goal games.....	11	Sam Carrick (2016-17 through 2020-2021)
Most hat tricks.....	2	Sam Carrick (2016-17 through 2020-2021)
Most multiple-assist games.....	17	Kalle Kossila (2015-2019)
Most multiple-point games.....	40	Sam Carrick (2016-17 through 2020-2021)
Most three-or-more point games	12	Sam Carrick (2016-17 through 2020-2021)
Most four-or-more point games.....	2	Brandon Montour (2015-2016 through 2016-17); Sam Steel (2018-19); Kalle Kossila (2015-16 through 2018-19)
Most 30+ save games.....	46	Kevin Boyle (2016-17 through 2019-20)
Most 40+ save games.....	9	Kevin Boyle (2016-17 through 2019-20)
Most consecutive games played ...	93	Brandon Montour (Oct. 10, 2015 through Dec. 27, 2016)
Most seasons with the Gulls.....	5	Corey Tropp (2015 through 2020)

PECHANGA ARENA INDIVIDUAL HIGHS

MOST GOALS

Game	4	Three times, last: Brett Sutter, ONT, Mar. 23, 2019; Logan Shaw, MB, Nov. 28, 2018; Brendan Ranford, TEX, Jan. 16, 2016
Period	2	Several times, last: Adam Johnson, ONT, May 7, 2021 (second)

MOST ASSISTS

Game	4	Four times, last: Michael Carcone, TUC, May 1, 2021; Philippe Maillet, ONT, Feb. 6, 2019; Travis Morin, TEX, Nov. 8, 2017; Brad Hunt, BAK, Oct. 16, 2015
Period	3	Michael Carcone, TUC, May 1, 2021 (second)

MOST POINTS

Game	5	Curtis McKenzie, TEX, Nov. 8, 2017
Period	3	Three times, last: Cooper Marody, BAK, Mar. 29, 2019 (first); Sam Steel, Feb. 1, 2019 vs. ONT (second); Spencer Abbott, Nov 17, 2017 vs. TUC (third)

MOST POWER-PLAY GOALS

Game	3	Logan Shaw, MB, Nov. 28, 2019
Period	2	Several times, last: Logan Shaw, MAN, Nov. 28, 2019 (second)

MOST SHORTHANDED GOALS

Game	2	Kiefer Sherwood, Jan. 31, 2020 vs. SJ
Period	1	Several times, last: Kiefer Sherwood, Jan. 31, 2020 vs. SJ (third)

MOST SHOTS

Game	12	Brandon Montour, Oct. 26, 2016 vs. STK
------------	----	--

MOST PENALTY MINUTES

Game	34	Corey Tropp, Nov. 20, 2018 vs. MB
Period	27	Stu Bickel, Apr. 15, 2017 vs. ONT (third)

HIGHEST PLUS/MINUS

Game	5	Two times; Pavel Dorofeyev, HEN, Apr. 25, 2021; Josh Mahura, Feb. 1, 2019 vs. ONT
------------	---	---

HIGHEST SHOOTING PERCENTAGE

Game	100%	Several times, last: Tyler Steenberg, TUC, May 1, 2021
------------	------	--

MOST SAVES (GOALTENDERS)

Game	53	Kevin Boyle, Feb. 17, 2018 vs. ONT
Period	24	Two times; Jared Coreau, Oct. 20, 2018 vs. BAK (second) and Anthony Stolarz, Jan. 8, 2020 vs. IA (second)
Overtime	6	Four times, last: Jared Coreau, Oct. 27, 2018 vs. TUC

MOST SHOTS FACED (GOALTENDERS)

Game	55	Kevin Boyle, Feb. 17, 2018 vs. ONT
Period	24	Two times; Jared Coreau, Oct. 20, 2018 vs. BAK (second) and Anthony Stolarz, Jan. 8, 2020 vs. IA (second)
Overtime	6	Four times, last: Jared Coreau, Oct. 27, 2018 vs. TUC

MOST GOALS ALLOWED (GOALTENDERS)

Game	9	Josef Korenar, SJ, Nov. 13, 2019
Period	5	Two times; Troy Grosenick, SJ, Mar. 8, 2017 (first) and Josef Korenar, SJ, Nov. 13, 2019



RECORDS

GULLS PECHANGA ARENA HIGHS & LOWS

MOST GOALS

Game	9	Nov. 13, 2019 vs. SJ
First Period	5	Two times; Mar. 8, 2017 vs. SJ & Nov. 13, 2019 vs. SJ
Second Period	4	Feb. 1, 2019 vs. ONT
Third Period	5	Nov. 13, 2019 vs. SJ

MOST SHOTS

Game	50	Two times; Mar. 14, 2021 vs. HEN; Apr. 6, 2016 vs. BAK
First Period	21	Two times; Mar. 14, 2021 vs. HEN; Dec. 2, 2018 vs. ONT
Second Period	17	Three times; Mar. 29, 2019 vs. BAK; Mar. 25, 2017 vs. BAK; Oct. 10, 2015 vs. GR
Third Period	25	Dec. 17, 2016 vs. STK
Overtime	6	Three times, last: Dec. 22, 2017 vs. ONT; Mar. 8, 2017 vs. SJ; Mar. 5, 2016 vs. STK

MOST POWER-PLAY GOALS

Game	4	Two times; Mar. 6, 2019 vs. STK (4-for-8); Jan. 5, 2018 vs. SJ (4-5)
Period	3	Two times, last: Mar. 8, 2017 vs. SJ (first)

MOST POWER-PLAY OPPORTUNITIES

Game	11	Dec. 21, 2018 vs. ONT (1-11)
Period	6	Two times; Dec. 21, 2018 vs. ONT (0-6) (third); Jan. 11, 2017 vs. STK (1-6) (third)

MOST SHORTHANDED GOALS

Game	2	Three times; Feb. 3, 2018 vs. TUC; Nov. 13, 2019 vs. SJ; Jan. 31, 2020 vs. SJ
Period	2	Three times; Feb. 3, 2018 vs. TUC; Nov. 13, 2019 vs. SJ; Jan. 31, 2020 vs. SJ
		Two times; Feb. 3, 2018 vs. TUC (third); Nov. 13, 2019 vs. SJ (third)

MOST PENALTY MINUTES

Game	78	Mar. 22, 2017 vs. SJ
Period	76	Mar. 22, 2017 vs. SJ (third)

FEWEST GOALS

Game	0	21 times, last: COL vs. SD Mar. 8, 2019
------------	---	---

FEWEST SHOTS

Game	12	Nov. 11, 2017 vs. ONT
First Period	3	Two times; Mar. 9, 2018 vs. ONT; Nov. 3, 2017 vs. ONT
Second Period	0	Nov. 11, 2017 vs. ONT
Third Period	4	Feb. 1, 2020 vs. ONT
Overtime	0	Seven times, last: Feb. 14, 2021 vs. COL

FEWEST POWER-PLAY OPPORTUNITIES

Game	0	Mar. 30, 2018 vs. CLE; Apr. 12, 2017 vs. BAK
------------	---	--

FEWEST PENALTY MINUTES

Game	0	Dec. 27, 2018 vs. BAK
------------	---	-----------------------

TWO-TEAM SINGLE-GAME HIGHS & LOWS

MOST GOALS

Game	14	SD (8) vs. TUC (6), Apr. 9, 2021
First Period	8	SJ (3) vs. SD (5), Mar. 8, 2017
Second Period	6	Two times: HEN (3) vs. SD (3), Apr. 25, 2021; (TUC (2) vs. SD (4), Oct. 7, 2017
Third Period	7	ONT (3) vs. SD (4), Dec. 22, 2018

MOST SHOTS

Game	92	BAK (42) vs. SD (50), Apr. 6, 2016
First Period	35	TUC (13) vs. SD (22), Jan. 25, 2017
Second Period	37	Two times: ONT (23) vs. SD (14), Feb. 17, 2018; IA (24) vs. SD (13) Jan. 8, 2020
Third Period	33	Two times: TUC (14) vs. SD (19), May 1, 2021; (BAK (21) vs. SD (12), Nov. 16, 2018
Overtime	10	STK (4) vs. SD (6), Mar. 5, 2016

MOST POWER-PLAY GOALS

Game	6	TUC (2) vs. SD (4), Nov. 17, 2017
Period	3	Two times: SJ (2) vs. SD (1), Jan. 4, 2019 (third); TUC (2) vs. SD (1), Oct. 14, 2016 (third)

MOST POWER-PLAY OPPORTUNITIES

Game	16	Three times: ONT (5) vs. SD (11), Dec. 21, 2018; MB (8) vs. SD (8), Nov. 30, 2018; ONT (8) vs. SD (8), Dec. 22, 2017
Period	8	Two times: STK (2) vs. SD (6), Jan. 11, 2017 (third); ONT (5) vs. SD (3), Nov. 27, 2015 (third)

MOST SHORTHANDED GOALS

Game	2	10 times, last: SJ (0) vs. SD (2) Jan. 31, 2020
Period	2	Six times, last: SJ (0) vs. SD (2) Nov. 13, 2019 (third)

MOST PENALTY MINUTES

Game	114	SJ (46) vs. SD (68), Mar. 22, 2017
Period	106	SJ (40) vs. SD (66), Mar. 22, 2017 (third)

FEWEST GOALS

Game	1	Two times: COL (1) vs. SD (0) Mar. 8, 2019; ONT (1) vs. SD (0) Nov. 3, 2017
------------	---	---

FEWEST SHOTS

Game	39	Two times: TEX (19) vs. SD (20), Jan. 16, 2016; STK (18) vs. SD (21), Feb. 5, 2016
First Period	8	IA (2) vs. SD (6), Dec. 9, 2017
Second Period	11	Four times, last: TEX (7) vs. SD (4), Nov. 8, 2017
Third Period	8	Three times, last: ONT (3) vs. SD (5), Dec. 21, 2018
Overtime	1	Five times: COL (0) vs. SD (1), Feb. 14, 2021; ONT (0) vs. SD (1), Mar. 2, 2018; STK (1) vs. SD (0), Apr. 3, 2016; STK (1) vs. SD (0), Dec. 21, 2019; IA (0) vs. SD (1), Jan. 10, 2020

FEWEST POWER-PLAY OPPORTUNITIES

Game	2	Two times: BAK (2) vs. SD (0), Apr. 12, 2017; CLE (2) vs. SD (0), Mar. 30, 2018
------------	---	---

FEWEST PENALTY MINUTES

Game	4	Two times: BAK (0) vs. SD (4), Apr. 12, 2017; CLE (0) vs. SD (4), Mar. 30, 2018
------------	---	---



X PLAYOFFS X

2021 PLAYOFF STATISTICS

NO.	PLAYERS	GP	G	A	PTS	+/-	PIM	PP	SH	GWG	S	%
NO.	PLAYER	GP	G	A	PTS	+/-	PIM	PPG	SHG	GWG	SH	SH%
26	Andrew Agozzino	3	2	2	4	+1	2	0	0	1	6	33.3
25	Sam Carrick	3	2	1	3	-3	0	2	0	0	11	18.2
19	Vinni Lettieri	3	1	2	3	+2	4	1	0	0	8	12.5
13	*Trevor Zegras	3	1	2	3	+1	0	0	0	0	5	20
17	*Jamie Drysdale	3	0	2	2	-2	0	0	0	0	9	0
44	Trevor Carrick	3	1	0	1	0	0	0	0	0	7	14.3
24	*Benoit-Olivier Groulx	3	1	0	1	-1	4	0	0	0	4	25.0
29	*Axel Andersson	3	0	1	1	+2	0	0	0	0	2	0
5	Simon Benoit	3	0	1	1	-1	0	0	0	0	3	0
39	*Nikolas Brouillard	3	0	1	1	0	2	0	0	0	1	0
12	*Alex Limoges	3	0	1	1	0	2	0	0	0	3	0
38	*Jack Badini	3	0	0	0	0	2	0	0	0	1	0
7	Chase De Leo	3	0	0	0	-1	0	0	0	0	7	0
15	Jamie Devane	3	0	0	0	+1	0	0	0	0	1	0
16	*Bryce Kindopp	3	0	0	0	0	2	0	0	0	2	0
4	Keegan Lowe	3	0	0	0	-1	2	0	0	0	5	0
6	Josh Mahura	3	0	0	0	-1	2	0	0	0	2	0
22	Andrew Poturalski	3	0	0	0	-3	0	0	0	0	8	0

NO.	PLAYER	GPI	MIN	GA	EN	SO	SVS	GAA	SV%	W	L
1	*Lukas Dostal	3	188:08	8	0	161	124	2.55	0.935	1	2
TOTAL		3	188:08	8	0	161	124	2.55	0.935	1	2

*Rookie

The San Diego Gulls completed their sixth season, a condensed 44-game interdivision schedule, with a 26-17-1-0 record to finish third in the Pacific Division standings based off points percentage (.602). With the AHL hockey season heavily affected by the COVID-19 pandemic, the Gulls elected to temporarily relocate to FivePoint Arena at Great Park Ice in Irvine, California for the season. Also due to league COVID-19 protocols, the 2020-21 AHL season did not allow a traditional Calder Cup Playoffs. However, of the five realigned AHL divisions in 2020-21, the Pacific Division was the only to hold a postseason tournament to determine a division championship. All seven Pacific Division teams participated in the tournament as the fourth- through seventh-place clubs in the regular-season standings faced off in a single-elimination play-in, held at FivePoint Arena in Irvine, Calif., to determine who will join the top three teams in the best-of-three semifinals. Finishing third in the division, the Gulls did not participate in the play-in tournament and opened the 2021 Pacific Division playoff tournament against the Bakersfield Condors in a best-of-three series. In Game 1 of the First Round, **Sam Carrick** recorded his second career multi-goal playoff game (2-1=3) and first as a Gull, scoring both goals on the power play to become the first player in club history to score multiple power-play goals in a playoff game. Carrick continues to lead the Gulls in all-time playoff points (13-11=24) and goals. **Andrew Agozzino** finished the postseason, leading the Gulls in points (2-2=4), co-leading in goals and assists, and scoring the club's lone game-winning goal of the postseason. **Trevor Zegras** recorded 1-2=3 points in Game 1 of the series to tie the Gulls record for most points in a single playoff game and rank tied for third in postseason points among all AHL rookies. **Jamie Drysdale** recorded two assists (0-2=2) in Game 1 to match the club rookie record with Zegras for assists in a single game, also becoming the youngest player in Gulls history to record a postseason point (19 years, 1 month, 13 days). **Lukas Dostal** made 39 saves in his AHL postseason debut becoming the youngest goaltender in Gulls history to record a playoff victory (20 years, 10 months, 30 days). Dostal combined for 116 saves on 124 shots (.935) throughout the three-game series against Bakersfield to become the Gulls all-time postseason leader in save percentage. Despite the semifinal loss, the Gulls continue to lead the Pacific Division in all-time playoff wins (18).



2021 PLAYOFF NOTES

PACIFIC DIVISION PLAYOFFS ROUND I

GAME 1 (MAY 21, 2021) - SAN DIEGO 5 @ BAKERSFIELD 3

The San Diego Gulls defeated the Bakersfield Condors 5-3 tonight at Mechanics Bank Arena to take a 1-0 series lead in their best-of-three semifinal. San Diego's three power-play goals matched its postseason high set Apr. 29, 2016 vs. TEX (3-7). **Sam Carrick** recorded his second career multi-goal playoff game (2-1=3) and first as a Gull, scoring both goals on the power play to become the first player in club history to score multiple power-play goals in a playoff game. Carrick's 2-1=3 point night tied the club record for most points in a single game. **Trevor Zegras** tallied 1-2=3 points in his AHL postseason debut to match Gulls playoff records for most points in a single game by a rookie (also Isac Lundestrom, Game 2 of Second Round, May 4, 2019 @ BAK) and most points in a single game. **Jamie Drysdale** and Zegras each picked up two assists to tie the Gulls playoff record for most assists by a rookie in a single game. Drysdale became the youngest player in Gulls history to record a postseason point and multi-point game (19 years, 1 month, 13 days). **Vinni Lettieri** recorded a multi-point game (1-1=2) in his AHL postseason debut, tallying his first goal and assist of the playoffs. **Andrew Agozzino** matched his postseason career high and the Gulls single-game record with 1-2=3 points in his Gulls playoff debut. **Lukas Dostal** made 39 saves in his AHL postseason debut becoming the youngest goaltender in Gulls history to record a playoff victory (20 years, 10 months, 30 days).

PP: 3-3 **PK:** 2-4 **SF:** 31 **SA:** 42

Three Stars: 1. S. Carrick 2. L. Dostal 3. S. Griffith

GAME 2 (MAY 23, 2021) - SAN DIEGO 2 VS. BAKERSFIELD 3 OT

The San Diego Gulls fell to the Bakersfield Condors 3-2 in overtime of Game 2 tonight at Mechanics Bank Arena. **Benoit-Olivier Groulx** scored his first AHL postseason goal at 8:21 of the first period. **Simon Benoit** earned an assist on the play. **Trevor Carrick** scored a goal 15:07 into the second period to mark his first postseason point and goal with San Diego. With the goal, Carrick reached 20 points in all-time AHL playoff games (4-16=20). **Alex Limoges**, **Nikolas Brouillard** and **Axel Anderson** each picked up an assist to mark their first career AHL postseason points. **Lukas Dostal** stopped 34-of-37 shots in his second consecutive start to begin his AHL postseason career.

PP: 0-2 **PK:** 3-3 **SF:** 33 **SA:** 37

Three Stars: 1. S. Griffith 2. L. Esposito 3. S. Skinner

GAME (MAY 24, 2021) - SAN DIEGO 1 VS. BAKERSFIELD 2 OT

The San Diego Gulls fell to the Bakersfield Condors 2-1 in overtime and were eliminated from the Pacific Division Playoffs in three games tonight at Mechanics Bank Arena. **Andrew Agozzino** netted his second goal of the postseason at 7:42 of the first period. Agozzino paced the Gulls in postseason scoring with 2-2=4 points. **Vinni Lettieri** recorded the lone assist on the play for his third point of the playoffs (1-2=3). **Lukas Dostal** stopped 43-of-45 shots in the setback, totaling 116 saves on 124 shots (.935) throughout the three-game series against Bakersfield. Dostal became the Gulls all-time postseason leader in save percentage, surpassing Anton Khudobin (0.934).

PP: 0-2 **PK:** 1-1 **SF:** 21 **SA:** 45

Three Stars: 1. B. Malone 2. L. Dostal 3. A. Cracknell



2019 PLAYOFF STATISTICS

NO.	PLAYERS	GP	G	A	PTS	+/-	PIM	PP	SH	GWG	S	%
27	Adam Cracknell	15	7	9	16	3	0	1	0	1	29	24.1
25	Sam Carrick	16	7	7	14	0	21	1	0	1	54	13.0
23	*Sam Steel	16	6	7	13	5	8	0	1	1	28	21.4
15	Ben Street	16	2	9	11	3	2	1	0	0	52	3.8
3	Andy Welinski	16	3	7	10	-8	12	3	0	0	42	7.1
17	*Maxime Comtois	12	5	4	9	4	4	0	0	2	26	19.2
28	Justin Kloos	16	3	6	9	-4	2	1	0	0	31	9.7
39	*Kiefer Sherwood	16	4	4	8	3	20	0	0	1	29	13.8
14	Kalle Kossila	16	3	4	7	-5	2	2	0	1	39	7.7
34	Jacob Larsson	16	2	5	7	7	4	0	0	0	18	11.1
12	Corey Tropp	15	4	2	6	6	11	0	0	0	28	14.3
29	Trevor Murphy	16	1	5	6	5	4	0	0	1	24	4.2
7	Chase De Leo	16	5	0	5	-6	2	0	1	1	45	11.1
16	*Max Jones	8	0	4	4	-1	10	0	0	0	13	0.0
9	Kevin Roy	8	2	1	3	-1	0	1	0	0	18	11.1
32	*Jack Kopacka	6	1	2	3	1	0	0	0	0	9	11.1
22	*Isac Lubdestrom	7	1	2	3	3	0	0	0	0	7	14.3
5	*Simon Benoit	16	0	3	3	-2	6	0	0	0	13	0.0
38	Matt Berry	6	0	2	2	-2	0	0	0	0	12	0.0
2	Jake Dotchin	6	0	2	2	1	8	0	0	0	4	0.0
24	Jaycob Megna	16	0	2	2	11	10	0	0	0	26	0.0
26	Luke Gazdic	1	0	0	0	0	2	0	0	0	0	0.0
13	Patrick Sieloff	3	0	0	0	-1	0	0	0	0	2	0.0
6	*Josh Mahura	9	0	0	0	-3	2	0	0	0	7	0.0

NO.	PLAYER	GPI	MIN	GA	EN	SO	SVS	GAA	SV%	W	L
33	Kevin Boyle	7	373:52	14		1	189	2.25	.920	3	3
31	Jeff Glass	11	715:05	29		0	357	2.43	.912	6	4
TOTALS		16	1099:12	47	4	1	546	2.57	0.907	9	7

*Rookie

The San Diego Gulls finished their fourth season in the AHL's Pacific Division with a 36-24-5-3 record for 80 points. The Gulls ranked third in the Pacific Division and fourth in the Western Conference. San Diego opened the 2019 Calder Cup Playoffs against the San Jose Barracuda, winning the series in four games (3-1). With the First Round series win, the Gulls became the lone Pacific Division club to advance to the Division Finals on three occasions (also 2016 and 2017). San Diego (three times), Toronto (four times) and Hershey (three times) are the only AHL clubs to advance to the Division Finals since the inception of the current division format in 2015. In Game 4 of the First Round, **Chase De Leo** became the first Gull to score in each of the first four games in the postseason and owns the longest goal streak in Gulls postseason history. The Gulls went on to face the Bakersfield Condors in the Pacific Division Finals, winning the series in six games (4-2) to eliminate the top seed in the Western Conference. In Game 1 of the series, **Maxime Comtois** scored in the fourth overtime, 64:20 into overtime, for his first career playoff goal to mark the longest game in Gulls history and the fifth-longest in AHL history. The total game time was five hours and 10 minutes (game began at 7:10 p.m., ended at 12:20 a.m.). The Gulls advanced to the Western Conference Finals for the first time in club history, where they would face the Chicago Wolves for the first time in club history. In Game 2 of the series, **Kevin Boyle** earned the second shutout in Gulls playoff history, stopping all 29 shots in a 3-0 win at Chicago. San Diego would eventually fall in a decisive Game 6 at Allstate Arena. The Gulls completed the postseason with the most wins in a single playoffs (9) after advancing to the Western Conference Finals for the first time in club history. With 17 all-time playoff wins, the Gulls lead the Pacific Division in postseason wins and is the lone Western Conference club to advance to the Division Finals or further on three occasions since the inception of the current division format in 2015. **Adam Cracknell** ranked tied for fourth among AHL leaders in scoring (7-9=16) and tied fifth in goals, setting a new Gulls single-postseason record in points and goals (both career highs). **Sam Carrick** ranked tied for fifth among league leaders in goals (7) and ranked second on San Diego in points (7-7=14). **Sam Steel** ranked third among AHL rookies in goals (7), tied for fourth in scoring (6-7=13) and led all rookies in shorthanded goals (1). **Kevin Boyle** made seven appearances, posting a 3-3 record with one shutout, a 2.25 GAA and .920 SV%, ranking tied for fourth among league leaders in GAA and fifth in SV%. **Jeff Glass** appeared in 11 games, earning a Gulls record six playoff wins (6-4), while he posted a 2.43 GAA and .912 SV%.



2019 PLAYOFF NOTES

WESTERN CONFERENCE FIRST ROUND

GAME 1 (APRIL 17, 2019) - SAN DIEGO 6 VS. SAN JOSE 5 OT

Kiefer Sherwood scored two goals, his second coming 73 seconds into overtime to give the San Diego Gulls a 1-0 series lead over the San Jose Barracuda at Pechanga Arena. San Diego overcame deficits of 3-0 and 5-3 to earn their second-ever comeback win in the postseason (also Game 1 of the Pacific Division Finals, May 5, 2017 vs. SJ, 3-2 OT win). San Diego scored three goals in a span of 3:08 in the first period to erase the 3-0 deficit. The three goals tied a Gulls playoff record for single period goals set two prior times (last: Game 5 of the First Round, May 2, 2017 vs. ONT). The three goals in the first 10:18 set a new Gulls postseason record for the three earliest goals scored in a playoff game, surpassing the previous mark of 11:40 was also set in Game 5 of the First Round, May 2, 2017 vs. ONT. With six goals, the Gulls tied their single-game postseason record for goals, tying the six scored in Game 3 of the First Round, Apr. 28, 2016 vs. TEX and Game 4 of the First Round, Apr. 29, 2016 vs. TEX. In his Calder Cup Playoffs debut, Sherwood scored the second OT goal in Gulls history (also Kevin Roy 38 seconds into OT of Game 1 of the Pacific Division Finals, May 5, 2017 vs. SJ). Sherwood's two goals tied a single-game Gulls club record set on four previous occasions (last: Nick Sorensen, Game 2 of the First Round, Apr. 22, 2027 vs. ONT). **Max Jones** and **Jake Dotchin** notched assists on the OT GWG. **Jacob Larsson** scored his first career postseason goal and added an assist (1-1=2) for his first two career playoff points. **Sam Carrick** set a playoff club record for single-game points (1-2=3). He also tied the franchise single-game record for assists (2), set six previous times (last: Spencer Abbott, Game 3 of the PDF, May 10, 2017). **Ben Street** recorded two assists to mark his first points of the playoffs (0-2=2). **Corey Tropp** also earned his first two points of the postseason with a goal and assist (1-1=2). **Chase De Leo** netted his first goal of the postseason, the game-tying goal in the third period. In their postseason debuts, **Simon Benoit**, **Matt Berry**, **Justin Kloos** and **Sam Steel** each recorded assists. **Jeff Glass** stopped 27-of-29 shots in 54:58 of relief to earn his first win of the postseason.

PP: 0-2 PK: 3-3 SF: 42 SA: 35

Three Stars: 1. S. Carrick 2. K. Sherwood 3. J. Larsson

GAME 2 (APRIL 18, 2019) - SAN DIEGO 3 VS. SAN JOSE 5

The Gulls fell 5-3 to the San Jose Barracuda in Game 2 of the First Round tonight at Pechanga Arena San Diego. **Chase De Leo** scored his first career playoff shorthanded goal and second goal of the series. The shorthanded goal marked the third postseason shorthanded goal by a Gull (last: Nic Kerdiles in Game 1 of the First Round, Apr. 21 vs. Ontario). **Sam Steel** recorded his first career playoff goal at 19:33 of the third period and previously added an assist on De Leo's shorthanded goal to mark the first multi-point game of his postseason career. **Adam Cracknell** added an assist on Steel's goal while **Jacob Larsson** also collected an assist for his third point of the series (1-2=3). **Justin Kloos** scored at 15:46 of the third period to mark his first career postseason goal. **Andy Welinski** and **Trevor Murphy** each picked up assists for their first points of the postseason. **Jeff Glass** made 22 saves in his first start of the playoffs.

PP: 0-2 PK: 5-6 SF: 30 SA: 27

Three Stars: 1. A. Chekhovich 2. J. Korenar 3. C. De Leo

GAME 3 (APRIL 22, 2019) - SAN DIEGO 4 @ SAN JOSE 2

San Diego took a 2-1 series lead with a 4-2 win over San Jose at SAP Center. San Diego held San Jose to 22 shots, the fewest shots allowed in a postseason game (24 in Game 2 of the First Round, Apr. 22, 2017 @ Ontario). **Jeff Glass** stopped 20-of-22 shots to earn his second win of the series and improve to 3-0 with a 1.65 GAA and .946 SV% in three career postseason road games. **Sam Carrick** recorded his second multi-point game of the series with two assists (0-2=2) and set a new Gulls postseason record for all-time scoring with his 12th point (5-7=12) in 13 career playoff games with San Diego to surpass Chris Mueller's 11 points (4-7=11) in nine games in 2016. **Max Jones** collected two assists (0-2=2) to earn his second career multi-point game of the postseason (also Game 3 of the Pacific Division Finals, May 10, 2017 vs. San Jose). **Chase De Leo** scored for the third straight game to begin the postseason with his third goal to join Mueller as the only Gull to score goals in each of the team's first three games to start a series (Games 1-3 in the First Round, Apr. 21-28, 2016 vs. Texas). **Sam Steel** scored his second goal of the series, **Ben Street** netted his first goal (PPG) of the series and **Adam Cracknell** (ENG) scored his first of the postseason. **Justin Kloos**, **Kiefer Sherwood** and **Jaycob Megna** each tallied assists.

PP: 1-4 PK: 1-1 SF: 36 SA: 22

Three Stars: 1. C. De Leo 2. J. Martin 3. M. Jones

GAME 4 (APRIL 24, 2019) SAN DIEGO 5 @ SAN JOSE 2

The Gulls clinched their First Round series over the San Jose Barracuda in four games (3-1) following a 5-2 Game 4 win at SAP Center. San Diego won both road contests of the series, scoring nine goals in the two games. **Sam Carrick** scored his second goal of the series and sixth playoff goal for San Diego, a new club record. **Sam Steel** scored for the third straight game and earned his second multi-point effort (1-1=2). **Chase De Leo** (ENG) became the first Gull to score in each of the first four games in the postseason and owns the longest goal streak in Gulls postseason history. He also tied the club mark for goals in a series (4), set on four previous occasions. **Andy Welinski** scored his first career playoff goal (PPG) and **Adam Cracknell** scored for the second straight game. **Kalle Kossila** recorded his first two points (0-2=2) and **Max Jones** earned his third assist in two games (0-3=3). **Ben Street**, **Corey Tropp** and **Matt Berry** each earned assists with **Jack Kopacka** recording his first career playoff point (assist). **Jeff Glass** stopped 30-of-32 shots to earn his third win of the postseason and improve to a perfect 4-0 in four career playoff road games.

PP: 1-3 PK: 1-2 SF: 30 SA: 32

Three Stars: 1. S. Steel 2. A. Cracknell 3. S. Carrick

WESTERN CONFERENCE SECOND ROUND

GAME 1 (MAY 3, 2019) - SAN DIEGO 3 @ BAKERSFIELD 2 OT

The Gulls won the fifth longest game in AHL history in the fourth overtime, a 3-2 win in 124:20 of regulation and overtime Friday night. **Max Comtois** scored 64:20 into overtime for his first career playoff goal in his Calder Cup Playoffs debut. Comtois was assigned by the Anaheim Ducks to San Diego prior to the game. Comtois scored in his NHL debut with Anaheim (Oct. 3 at San Jose), AHL debut with San Diego (Nov. 16 vs. Bakersfield) and his AHL postseason debut tonight. **Kevin Roy** and **Simon Benoit** each earned assists on the game-winning goal. Roy recorded his first point of the playoffs in his first game of the 2019 playoffs and

2019 PLAYOFF NOTES

Benoit tallied his second of the postseason. **Jeff Glass** stopped the most shots in Gulls postseason history (51) to earn his fourth win of the playoffs and tie the Gulls all-time mark (also Jhonas Enroth). **Justin Kloos** scored his second goal of the postseason (PPG), unassisted, 32 seconds into the third period to tie the game at 1-1 and is one of four players in the AHL to have points in all five games to start the postseason. **Sam Carrick** scored his third goal of the postseason for his team-leading seventh point (3-4=7). Carrick now has a three-game point streak (2-2=4). **Ben Street** pushed his point streak to three games (1-2=3) with an assist.

PP: 1-2 **PK:** 2-2 **SF:** 56 **SA:** 53

Three Stars: 1. M. Comtois 2. J. Glass 3. S. Starrett

GAME 2 (MAY 4, 2019) - SAN DIEGO 4 @ BAKERSFIELD 1

San Diego took their first-ever 2-0 series lead following a 4-1 win over the Bakersfield Condors at Rabobank Arena. **Isac Lundestrom** became the youngest Gull to record three points (1-2=3) in a playoff game at 19 years and six months, scoring his first career postseason goal and adding two assists. **Adam Cracknell** recorded his first multi-point game of the postseason (1-2=3) to push his point streak to four games (3-3=6). **Kiefer Sherwood** opened the scoring to mark his third goal (3-1=4). **Max Comtois** scored the game-winning goal for the second straight game to begin his postseason career. **Trevor Murphy** and **Jaycob Megna** each recorded their second assists of the postseason. **Kevin Boyle** stopped 19-of-20 shots in 48:12 to earn his first career playoff win. **Jeff Glass** stopped all eight shots in relief of Boyle, entering the game with 11:09 in the third. Bakersfield's goal at 5:44 of the third period ended San Diego's shutout streak of 125:42 dating to the 4:22 mark of the third period in Game 1, a Gulls postseason record.

PP: 0-1 **PK:** 2-2 **SF:** 39 **SA:** 28

Three Stars: 1. I. Lundestrom 2. A. Cracknell 3. E. Bear

GAME 3 (MAY 8, 2019) - SAN DIEGO 6 VS. BAKERSFIELD 7 OT

San Diego fell 7-6 in overtime to the Bakersfield Condors in Game 3 of the Pacific Division Finals at Pechanga Arena San Diego. The Gulls scored three goals in a span of 2:47 in the second period to set a new club record for the three fastest goals in a postseason game, surpassing the previous mark of 3:08 set in Game 1 of the First Round, Apr. 17 vs. SJ. San Diego also tied the club record for goals in a single period set three previous times (last: Apr. 17 vs. SJ; first period). **Kalle Kossila** and **Kiefer Sherwood** scored goals 11 seconds apart in the second period, the fastest two goals in Gulls postseason history and the two fastest goals by a single team in the 2019 Calder Cup Playoffs. **Adam Cracknell** recorded three points (1-2=3) for the second straight game, and tied a Gulls postseason record with a goal in four straight games (4-4=8). Cracknell has a five-game point streak dating to Game 2 of the First Round (4-5=9). **Sam Steel** (1-1=2), Sherwood (1-1=2) and **Jacob Larsson** (0-2=2) also recorded multi-point games, and **Andy Welinski** (PPG) and **Corey Tropp** added goals. **Max Comtois** recorded his first career postseason assist and now has points in all three games to begin his Calder Cup Playoffs career (2-1=3). **Ben Street** and **Jake Dotchin** also earned assists.

PP: 2-4 **PK:** 1-2 **SF:** 37 **SA:** 29

Three Stars: 1. W. Lagesson 2. J. Gambardella 3. A. Cracknell

GAME 4 (MAY 10, 2019) - SAN DIEGO 4 VS. BAKERSFIELD 2

The Gulls defeated the Bakersfield Condors 4-2 tonight at Pechanga Arena San Diego to move one win away from advancing to the Western Conference Finals for the first time in club history.

The Gulls scored two-power play goals to improve to 4-for-11 the past two games (36.4 percent). **Adam Cracknell** scored two goals (one PPG) for his first multi-point game of the postseason to push his goal-scoring streak to five games (6-4=10), setting a new Gulls postseason record for consecutive. Cracknell owns the longest goal streak of the 2019 Calder Cup Playoffs, surpassed **Chase De Leo** for the longest goal streak in Gulls playoff history and set a new mark for most goals in a single postseason (6), surpassing the five by Nick Ritchie in 2016. He now has a six-game point streak (6-5=11), tied for the longest point streak in Gulls postseason history (also Chris Mueller). **Sam Carrick** scored his fourth goal and added an assist for his third multi-point game (1-1=2). **Kevin Roy** scored his first goal (PPG). **Sam Steel** collected his fifth assist and has tallied points in all four home games to begin the postseason (2-4=6). **Max Comtois** recorded an assist for the second straight game and pushed his point streak to four games to begin his Calder Cup Playoffs career (2-2=4). **Andy Welinski**, **Jaycob Megna**, **Corey Tropp**, **Ben Street** and **Kalle Kossila** tallied assists. **Jeff Glass** stopped 26 shots to earn his fifth win of the playoffs.

PP: 2-7 **PK:** 3-3 **SF:** 31 **SA:** 28

Three Stars: 1. A. Cracknell 2. J. Glass 3. S. Carrick

GAME 5 (MAY 11, 2019) - SAN DIEGO 1 @ BAKERSFIELD 2 2 OT

The Gulls fell to the Bakersfield Condors, 2-1, in double overtime Saturday night at Rabobank Arena. Despite the defeat, San Diego is 4-1 on the road this postseason and tied with Toronto for the most road wins in the 2019 Calder Cup Playoffs. With a third overtime contest, it marks the most games in a series to extend beyond regulation for San Diego. The series is the first to have more than one multi-overtime game since 2011 (Manitoba vs. Hamilton). **Jeff Glass** stopped 42-of-44 shots in his ninth appearance of the playoffs. **Kevin Roy** scored for the second straight game to push his point streak to three games (2-1=3). **Sam Steel** recorded his sixth assist of the playoffs and is now riding a three-game point streak (1-3=4). **Corey Tropp** picked up his second assist and fourth point of the postseason.

PP: 0-2 **PK:** 3-4 **SF:** 46 **SA:** 44

Three Stars: 1. J. Currie 2. J. Gambardella 3. S. Skinner

GAME 6 (MAY 13, 2019) - SAN DIEGO 6 VS. BAKERSFIELD 2

The Gulls advanced to the Western Conference Finals with a 6-2 win over the Bakersfield Condors at Pechanga Arena San Diego to eliminate the top seed in the Western Conference in six games. San Diego improved to 3-0 on home ice with a chance to eliminate an opponent, and 4-2 overall. **Chase De Leo** scored the fastest goal to open a playoff game in Gulls history (46 seconds), his lone goal of the series. De Leo's goal surpassed the previous mark (3:22) set by Nick Ritchie in Game 2 of the PDF, May 7, 2016 vs. Ontario. **Kalle Kossila** recorded his first career multi-goal game (2-0=2). **Sam Carrick** picked up his fourth multi-point game (1-1=2) while **Max Comtois** earned his first career multi-point game (1-1=2). **Andy Welinski** set a Gulls single-game postseason record with three assists, his first career multi-point/assist effort. **Justin Kloos** recorded two assists (0-2=2), his first career multi-point game. **Adam Cracknell** earned his sixth assist of the playoffs to lead the Pacific Division Finals with 4-5=9 points (played in five games). **Ben Street** tallied his second goal of the postseason. **Jeff Glass** won his sixth game, stopping 20-of-22 shots, compiling a 3-1 record in the series with a 2.21 GAA and .921 SV%.

PP: 1-5 **PK:** 4-5 **SF:** 29 **SA:** 22

Three Stars: 1. K. Kossila 2. S. Carrick 3. A. Welinski



2019 PLAYOFF NOTES

WESTERN CONFERENCE FINALS

GAME 1 (MAY 17, 2019) - SAN DIEGO 4 @ CHICAGO 5 OT

The Gulls opened the Western Conference Finals with a 5-4 overtime loss to the Chicago Wolves at Allstate Arena. **Corey Tropp** scored the Gulls' first-ever goal in the Western Conference Finals, his third of the postseason. **Max Comtois** scored two goals to mark his first career multi-goal game of the postseason. Comtois has three goals and the past two games (3-1=4) and eight points in seven playoff contests to begin his Calder Cup Playoffs career (5-3=8), including points in six of the seven contests. **Adam Cracknell** collected two assists (0-2=2) and now leads the Calder Cup Playoffs in scoring with 14 points (6-8=14) and ranks tied for second in assists. **Andy Welinski** recorded his second straight multi-point game with a PPG and assist (1-1=2), and has now earned five points the last two contests (1-4=5). Welinski leads all defensemen in postseason scoring (3-6=9) and ranks tied for second in assists. **Sam Steel** recorded his 11th point (assist) of the postseason (4-7=11) and now co-leads all AHL rookies in Calder Cup Playoffs scoring. **Ben Street** tallied his seventh assist on the Comtois goal to now co-lead San Diego in assists. **Justin Kloos** picked up an assist on Welinski's PPG, his third assist the last two games (0-3=3). **Jeff Glass** made 23 saves in the overtime setback. **PP: 1-2 PK: 1-2 SF: 44 SA: 28**
Three Stars: 1. C. Glass 2. Z. Whitecloud 3. T. Tynan

GAME 2 (MAY 18, 2019) - SAN DIEGO 3 @ CHICAGO 0

Kevin Boyle stopped all 29 shots to record the second shutout in Gulls postseason history and lead San Diego to a 3-0 win over the Chicago Wolves at Allstate Arena. The last postseason shutout occurred in Game 3 of the Pacific Division Finals on May 8, 2016 at Ontario (Matt Hackett; 3-0 win, 29 saves). **Sam Carrick** (GWG) scored his sixth goal and 13th point of the playoffs. **Jack Kopacka** scored his first career postseason goal to mark points in back-to-back playoff games. **Sam Steel** netted his fifth goal and first of the series to now co-lead AHL rookies in goals and scoring (5-7=12). **Adam Cracknell** tallied his team-leading 15th point (6-9=15) with an assist to continue leading the AHL in postseason scoring. Cracknell also extended his point streak to three games (0-4=4). **Max Comtois** recorded his ninth point (assist) in eight postseason games to begin his Calder Cup Playoffs career (5-4=9), and is now riding a three-game point streak (3-2=5). **Kiefer Sherwood** picked up two assists to mark his first points of the series and third multi-point effort of the playoffs. **PP: 1-2 PK: 1-2 SF: 44 SA: 28**
Three Stars: 1. K. Boyle 2. Z. Whitecloud 3. T. Tynan

GAME 3 (MAY 22, 2019) - SAN DIEGO 3 VS. CHICAGO 2

San Diego took a 2-1 series lead in the Western Conference Finals following a 3-2 win over the Chicago Wolves at Pechanga Arena San Diego. Tonight's win marked the third straight on home ice for San Diego, the longest current home win streak in the playoffs. **Kevin Boyle** improved to 3-0 in the playoffs after stopping 21-of-23 shots. Boyle has allowed three goals over the three games, posting a 1.07 GAA and .958 SV% in the three consecutive wins. **Trevor Murphy** scored his first goal of the playoffs (GWG) at 11:44 of the second period and added an assist to mark the fourth career multi-point game in his postseason career (last: Game 5 of the Pacific Division Finals on May 11, 2018 with Tucson at Texas; 0-2=2). **Corey Tropp** recorded his fourth goal of the postseason.

Ben Street added his eighth assist of the season on the goal. **Sam Steel** scored his first career shorthanded goal (unassisted), his sixth goal of the playoffs and second in as many games to co-lead San Diego in goals this postseason. Steel has points in all three games to begin the series (2-1=3). **PP: 0-2 PK: 4-4 SF: 29 SA: 23**
Three Stars: 1. T. Murphy 2. C. Tropp 3. S. Steel

GAME 4 (MAY 24, 2019) - SAN DIEGO 1 VS. CHICAGO 2 2OT

The Gulls fell 2-1 in double overtime to the Chicago Wolves in the longest game AHL game at Pechanga Arena San Diego (86:01) in front of 12,147 fans, the largest crowd of the 2019 Calder Cup Playoffs. Daniel Carr scored 6:01 into the second overtime to tie the series at two games apiece. **Justin Kloos** scored his third goal of the postseason at 3:36 of the third period to mark his second point of the series. **Jack Kopacka** earned and **Jacob Larsson** tallied assists. **Kevin Boyle** stopped 42 shots in his first career overtime contest, suffering his first loss of the playoffs (3-1). **PP: 0-2 PK: 3-3 SF: 41 SA: 44**
Three Stars: 1. D. Carr 2. K. Boyle 3. O. Dansk

GAME 5 (MAY 25, 2019) - SAN DIEGO 2 VS. CHICAGO 5

San Diego fell 5-2 in Game 5 to the Chicago Wolves at Pechanga Arena. **Adam Cracknell** scored his team-leading seventh goal and continues to lead San Diego with 16 points (7-9=16). Jacob Larsson netted his second goal of the postseason and second point in as many games (1-1=2). **Trevor Murphy** recorded two assists to mark his second multi-point game of the series (also Game 3 on May 22; 1-1=2). Murphy has collected 1-3=4 points the last three games in addition to 1-5=6 points in the postseason. **Simon Benoit** tallied his third assist of the playoffs on the Cracknell goal. **Kevin Boyle** made 22 saves in his fourth consecutive start of the series. **PP: 0-2 PK: 3-3 SF: 41 SA: 44**
Three Stars: 1. D. Carr 2. Z. Whitecloud 3. T. Murphy

GAME 6 (MAY 27, 2019) - SAN DIEGO 1 @ CHICAGO 3

San Diego fell 3-1 to the Chicago Wolves and were eliminated from the 2019 Calder Cup Playoffs in six games at Allstate Arena. The Gulls completed the postseason with the most wins in a single playoffs (9) after advancing to the Western Conference Finals for the first time in club history. With 17 all-time playoff wins, the Gulls lead the Pacific Division in postseason wins and is the lone Western Conference club to advance to the Division Finals or further on three occasions since the inception of the current division format in 2015. San Diego killed Chicago's lone penalty and killed 13 straight penalties to close out the series dating to Game 2. The mark set a new club mark for most consecutive postseason penalties killed (previous: 11 from Apr. 23-29, 2016; span of three games). **Sam Carrick** scored San Diego's lone goal (PPG), his seventh of the postseason. Carrick completed the postseason co-leading the Gulls in goals (7) and ranked second in scoring with 7-7=14 points. **Ben Street** added his ninth assist and **Andy Welinski** picked up his 10th point of the playoffs (3-7=10). **Kevin Boyle** made 25 saves in his fifth straight start of the series. **PP: 0-2 PK: 3-3 SF: 41 SA: 44**
Three Stars: 1. D. Carr 2. Z. Whitecloud 3. T. Murphy

2017 PLAYOFF STATISTICS

NO.	PLAYERS	GP	G	A	PTS	+/-	PIM	PPG	SHG	GW	S	%
17	Nic Kerdiles	8	4	4	8	-1	6	2	1	1	20	20.0
25	Sam Carrick	10	4	3	7	-2	14	0	0	0	27	14.8
14	*Kalle Kossila	10	2	4	6	0	2	2	0	0	18	11.1
11	Spencer Abbott	8	1	5	6	1	0	0	0	0	16	6.3
9	Kevin Roy	10	2	3	5	0	0	0	0	1	18	11.1
16	*Nick Sorensen	8	2	2	4	-1	8	1	0	1	13	15.4
24	Jacob Megna	10	0	4	4	1	8	0	0	0	9	0.0
4	*Keaton Thompson	10	2	1	3	-2	4	1	0	1	14	14.3
28	Antoine Laganiere	10	1	2	3	0	2	0	0	0	24	4.2
3	*Andy Welinski	10	0	3	3	-4	0	0	0	0	18	0.0
41	*Max Jones	9	1	1	2	-1	6	0	0	0	11	9.1
5	Nate Guenin	10	1	1	2	-1	0	0	0	0	11	9.1
19	Max Gortz	8	0	2	2	-3	0	0	0	0	6	0.0
6	*Brian Cooper	10	0	2	2	-2	0	0	0	0	12	0.0
34	*Mitch Hults	2	1	0	1	1	0	0	0	0	5	20.0
42	Jordan Samuels-Thomas	10	1	0	1	-2	2	0	0	0	15	6.7
2	Stu Bickel	3	0	1	1	1	2	0	0	0	5	0.0
13	Ondrej Kase	3	0	1	1	-1	0	0	0	0	10	0.0
23	Tyler Morley	4	0	1	1	1	6	0	0	0	4	0.0
22	Jeff Schultz	10	0	1	1	-2	2	0	0	0	8	0.0
45	*Alex Dostie	1	0	0	0	0	0	0	0	0	0	0.0
12	Corey Tropp	1	0	0	0	0	0	0	0	0	2	0.0
37	*Zac Larraza	2	0	0	0	0	4	0	0	0	2	0.0
36	*Austin Ortega	2	0	0	0	1	0	0	0	0	1	0.0
44	*Jack Kopacka	3	0	0	0	0	0	0	0	0	2	0.0
15	Scott Sabourin	8	0	0	0	0	10	0	0	0	11	0.0

NO.	PLAYER	GPI	MIN	GA	EN	SO	SVS	GAA	SV%	W	L
39	Dustin Tokarski	2	30:28	0	0	0	14	0	1.000	0	0
1	Jhonas Enroth	10	580:29	26	1	0	315	2.69	.924	4	6
TOTALS		10	618:18	27	1	0	329	2.62	.924	4	6

*Rookie

The San Diego Gulls entered the 2017 Calder Cup Playoffs as the second seed in the Western Conference having finished their second season with a 43-20-3-2 record and 91 points. The Gulls set records for standings points (91), wins (43), win percentage (.669), goals (217; excluding shootout tallies) and goals against (178). San Diego faced Ontario in the First Round of the Calder Cup Playoffs for the second time in the past two seasons...The Gulls defeated the Reign, 3-2, in the best-of-five series, the club's first deciding game win in its short history. In the Pacific Division Final, San Diego and San Jose met for the first ever postseason series between the two teams. The Gulls eventually fell on May 13 at Valley View Casino Center in Game 5. **Nic Kerdiles** led the team in playoff scoring (4-4=8) and co-led in goals despite missing two games while with the Anaheim Ducks in the Stanley Cup Playoffs. **Sam Carrick** co-led the team in goals (4) with Kerdiles, while **Spencer Abbott** led the team in assists (5). Among AHL rookies, **Kalle Kossila** ranked tied for ninth in assists (4). **Jhonas Enroth** ranked fourth among postseason leaders with a .924 SV% and was tied for ninth with a 2.69 GAA.



2017 PLAYOFF NOTES

WESTERN CONFERENCE FIRST ROUND

GAME 1 (APRIL 21, 2017) SAN DIEGO 2 VS. ONTARIO 3

Jonny Brodzinski tallied two goals and scored the game-winning goal with 11.7 seconds remaining in the third period to seal the victory at Valley View Casino Center. **Sam Carrick** scored his first playoff goal as a Gull and **Nic Kerdiles** scored the second shorthanded goal in Gulls playoff history (also Joseph Cramarossa, Apr. 29, 2016 vs. Texas). **Andy Welinski**, **Spencer Abbott** and **Kalle Kossila** each recorded goals for San Diego while **Jhonas Enroth** stopped 27-of-30 shots.

PP: 0-2 **PK:** 3-3 **SF:** 34 **SA:** 30

Three Stars: 1. J. Brodzinski 2. N. Kerdiles 3. S. Herr

GAME 2 (APRIL 22, 2017) SAN DIEGO 2 @ ONTARIO 1

The Gulls tied their First Round series, 1-1, against the Ontario Reign with a 2-1 win at Citizens Business Bank Arena. **Nick Sorensen** scored two goals in a span of 31 seconds early in the first period and **Jhonas Enroth** made 23 saves en route to his first win of the series. Sorensen set the club record for rookie goals in a game (2) and became the fourth Gull to score two goals in a playoff game. The last multi-goal performance by a Gull was Chris Mueller (Game 4 vs. ONT, Division Finals). **Spencer Abbott**, **Nic Kerdiles**, **Antoine Laganiere** and **Kalle Kossila** each added assists.

PP: 1-3 **PK:** 3-3 **SF:** 24 **SA:** 24

Three Stars: 1. N. Sorensen 2. J. Enroth 3. M. Amadio

GAME 3 (APRIL 28, 2017) SAN DIEGO 3 VS. ONTARIO 1

Nic Kerdiles scored the game-winning goal with 1:33 left in regulation to propel the Gulls a 3-1 victory over the Ontario Reign and a 2-1 series lead at Valley View Casino Center. **Kalle Kossila** opened the scoring with his first goal of the postseason at 6:00 of the first period while **Nick Sorensen** recorded his second consecutive multi-point effort to lead the Gulls in Game 3. **Jhonas Enroth** made 38 saves en route to his second consecutive win, **Antoine Laganiere** added an empty-net goal to seal the victory, and **Andy Welinski**, **Jaycob Megna**, **Ondrej Kase** and **Jeff Schultz** each recorded assists.

GAME 4 (MAY 1, 2017) SAN DIEGO 1 @ ONTARIO 4

The Reign pushed the series to a deciding Game 5 with a 4-1 win at Citizens Business Bank Arena on Monday night. Justin Auger (2-1=3) and T.J. Hensick both recorded three point nights for the Reign, while goaltender Jack Campbell made 21 saves to even the series, 2-2. **Keaton Thompson** scored his first career postseason goals (PPG), while **Spencer Abbott** recorded an assist and **Kevin Roy** recorded his first career playoff point (assist).

PP: 1-2 **PK:** 2-2 **SF:** 22 **SA:** 35

Three Stars: 1. J. Auger 2. T. Hensick 3. P. LaDue

GAME 5 (MAY 2, 2017) SAN DIEGO 4 VS. ONTARIO 1

The Gulls eliminated the Ontario Reign in Game 5 of the Pacific Division Semifinals with a 4-1 victory at Valley View Casino Center. San Diego scored three first period goals, with **Nic Kerdiles** (1-2=3) factoring in all three, tallying the most points by a Gulls player in a single playoff period. Kerdiles scored the game's first goal (PPG), while he assisted on **Keaton Thompson** (1-0=1) and **Kevin Roy's** (1-0=1) goals. San Diego's three goals in the first period tied a Gulls playoff record for goals in a period (two previous occasions),

and also set a record for goals in a first period (last: second period; Game 4 on Apr. 29 vs. Texas). The three goals in the first 11:40 of the first period set a Gulls postseason record for the three earliest goals scored, while they also were scored in a span of 2:37, the fastest three goals scored in San Diego's playoff history. **Jordan Samuels-Thomas** (1-0=1) sealed the victory in the third period with his first goal of the playoffs, **Jhonas Enroth** stopped 37-of-38 shots in his third victory of the postseason.

PP: 1-3 **PK:** 4-4 **SF:** 26 **SA:** 38

Three Stars: 1. J. Enroth 2. N. Kerdiles 3. K. Thompson

WESTERN CONFERENCE SECOND ROUND

GAME 1 (MAY 5, 2017) SAN DIEGO 3 @ SAN JOSE 2 OT

The Gulls erased two one-goal deficits to force overtime and **Kevin Roy** scored the game-winning goal 38 seconds into the extra session to give San Diego a 1-0 series lead. **Jhonas Enroth** stopped 36-of-38 shots en route to his second consecutive postseason win and first of the Second Round. **Nate Guenin** tied the game with 3:56 remaining in regulation to extend the game to overtime. **Kalle Kossila** scored his second goal of the postseason and earned an assist on Guenin's goal for his first career postseason multi-point game. Roy also registered an assist to earn his second consecutive multi-point game of the postseason. **Sam Carrick** recorded an assist and **Tyler Morley's** game-winning assist marked the first postseason point of his career.

PP: 1-4 **PK:** 3-4 **SF:** 16 **SA:** 38

Three Stars: 1. K. Roy 2. R. Carpenter 3. N. Guenin

GAME 2 (MAY 6, 2017) SAN DIEGO 1 @ SAN JOSE 5

The Gulls fell 5-1 to the Barracuda in Game 2 on Saturday evening at SAP Center, tying the of the Pacific Division Finals series at 1-1. Five different San Jose players scored goals, while Ryan Carpenter, Timo Meier, Julius Bergman and Tim Heed each recorded multi-point games. Troy Grosenick stopped 31-of-32 shots in his first win of the series and fourth of the postseason. **Jhonas Enroth** made 30 saves in 46:46 TOI and was replaced midway through the third period by **Dustin Tokarski** who stopped all seven shots faced in 13:14 of action. **Sam Carrick** (1-0=1) scored the lone goal of the game and his second of the postseason. **Keaton Thompson** and **Max Gortz** each recorded assists on Carrick's goal.

PP: 0-3 **PK:** 2-4 **SF:** 32 **SA:** 42

Three Stars: 1. R. Carpenter 2. T. Grosenick 3. T. Meier

GAME 3 (MAY 10, 2017) SAN DIEGO 3 VS. SAN JOSE 4

San Jose took a 2-1 series lead after overcoming three one-goal deficits and Timo Meier score 17:40 into overtime for the 4-3 victory. The 77:40 marked the longest playoff game in Gulls history, surpassing the previous mark of 71:55 in Game 2 vs. Ontario in the Pacific Division Finals on May 7, 2016 (2-1 Ontario win). **Spencer Abbott** scored at 16:40 of the third period, and assisted on San Diego's two previous goals, but Daniel O'Regan's game-tying goal with 1:01 remaining in regulation canceled out Abbott's second of the playoffs to force overtime. **Max Jones** scored his first professional goal in his seventh postseason game, and added his first assist on Abbott's late third period goal. **Jhonas Enroth** made a postseason career high 45 saves, while **Jaycob Megna** and **Antoine Laganiere** also recorded assists.

PP: 0-2 **PK:** 2-2 **SF:** 35 **SA:** 49

Three Stars: 1. T. Meier 2. S. Abbott 3. D. O'Regan

2017 PLAYOFF NOTES

GAME 4 (MAY 12, 2017) SAN DIEGO 3 VS. SAN JOSE 4

San Jose took a 3-1 series lead after a 4-3 win at Valley View Casino Center. San Jose held two three-goals leads, but the Gulls pushed back with two goals in the third period but couldn't overcome an early deficit in their third straight loss of the series. Barclay Goodrow, Ryan Carpenter and Joakim Ryan led the Barracuda while Troy Grosenick stopped 29 shots in his third consecutive win of the series. **Sam Carrick** and **Nic Kerdiles** each registered multi-point games, while **Mitch Hults** scored his first postseason goal in his Calder Cup Playoffs debut. **Jhonas Enroth** stopped 15 shots in 40 minutes of action, picking up the loss, while **Dustin Tokarski** made seven saves in 17:14 of relief.

PP: 1-5 **PK:** 1-4 **SF:** 32 **SA:** 26

Three Stars: 1. B. Goodrow 2. R. Carpenter 3. J. Ryan

GAME 5 (MAY 13, 2017) SAN DIEGO 0 VS. SAN JOSE 2

The Gulls were eliminated from the Calder Cup Playoffs with a 2-0 loss to San Jose in Game 5 of the Second Round. **Jhonas Enroth** stopped 33-of-35 shots for the Gulls, but Troy Grosenick stopped all 34 shots to earn his second shutout of the postseason. Barclay Goodrow and Adam Helewka tallied goals in the win.

PP: 0-3 **PK:** 1-3 **SF:** 34 **SA:** 35

Three Stars: 1. T. Grosenick 2. B. Goodrow 3. A. Helewka





2016 PLAYOFFS STATISTICS

No.	Player	Pos	GP	G	A	PTS	+/-	PIM	PP	SHG	SOG	%
15	Chris Mueller	C	9	4	7	11	4	6	1	0	14	28.6
20	Nick Ritchie	LW	9	5	3	8	4	20	1	0	21	23.8
11	Stefan Noesen	RW	9	2	5	7	1	2	1	0	11	18.2
27	*Shea Theodore	D	7	2	3	5	2	4	1	0	22	9.1
18	Mike Sgarbossa	C	5	1	4	5	1	2	1	0	15	6.7
26	*Brandon Montour	D	9	0	5	5	3	8	0	0	29	0.0
21	Chris Wagner	C	7	2	2	4	-2	4	0	0	15	13.3
28	Antoine Laganiere	C	9	2	2	4	1	4	1	0	20	10.0
13	*Ondrej Kase	F	9	1	3	4	-4	0	1	0	13	7.7
19	Joseph Cramarossa	C	9	3	0	3	1	6	0	1	6	50.0
22	Matt Bailey	RW	8	1	2	3	1	8	0	0	10	10.0
14	*Kalle Kossila	F	7	2	0	2	-1	2	0	0	4	50.0
12	Corey Tropp	RW	8	1	1	2	-1	20	0	0	9	11.1
37	*Andrew Welinski	D	8	0	2	2	2	4	0	0	9	0.0
10	Kyle MacKinnon	C	9	0	2	2	1	0	0	0	14	0.0
24	Jaycob Megna	D	9	1	0	1	2	0	0	0	10	10.0
35	Anton Khudobin	G	4	0	1	1	0	0	0	0	0	0.0
6	*Brian Cooper	D	8	0	1	1	2	4	0	0	4	0.0
43	*Jacob Larsson	D	1	0	0	0	-1	0	0	0	2	0.0
25	Andrew O'Brien	D	2	0	0	0	-1	0	0	0	4	0.0
29	Kenny Ryan	RW	2	0	0	0	-1	0	0	0	1	0.0
16	Brian McGrattan	RW	3	0	0	0	-2	2	0	0	2	0.0
9	Harry Zolnierczyk	LW	4	0	0	0	1	0	0	0	4	0.0
7	Joe Piskula	D	5	0	0	0	-2	4	0	0	2	0.0
2	Stu Bickel	D	6	0	0	0	-3	6	0	0	2	0.0

#	Player	GP	MIN	EN	SO	GA	GAA	SVS	SV%	W	L
35	Anton Khudobin	4	185:28	0	0	7	2.26	99	.934	2	1
31	Matt Hackett	6	369:33	0	1	14	2.27	173	.925	2	4
Totals		9	558:24	0	1	22	2.36	272	.925	4	5

*Rookie

The San Diego Gulls made their first ever trip to the Calder Cup Playoffs in their first season in the newly-created Pacific Division. San Diego faced Texas in the First Round, a best-of-five series, and eliminated the Stars in Game 4 at Valley View Casino Center. San Diego won its inaugural playoff game on April 21, a 4-1 victory at H-E-B Center, and left Texas with the series tied, 1-1, after the first two games. After solidifying home-ice advantage in the series with a 39-23-4-2 record, finishing second in the Pacific Division. The Gulls won both Game 3 (6-1) and Game 4 (6-2) to clinch the club's first postseason series victory. In the Second Round, San Diego and Southern California rival Ontario met in the Pacific Division Final, where the Reign pulled out a 4-1 series win. Two of Ontario's victories came in overtime. **Chris Mueller** (4-7=11) led the Gulls in postseason scoring and assist (7), and co-led the club with a +4 rating. **Nick Ritchie** paced the team in goals (5).

2016 PLAYOFFS NOTES

WESTERN CONFERENCE FIRST ROUND

GAME 1 (APRIL 21, 2016) SAN DIEGO 4 @ TEXAS 1

The San Diego Gulls received goals from **Antoine Laganiere**, **Nick Ritchie** and **Chris Mueller** en route to a 3-1 victory over the Texas Stars, as the two AHL Pacific Division teams began their best-of-five series to open up the Calder Cup Playoffs. **Anton Khudobin** earned the game's top star designation, saving 28 of the 29 shots he faced from a Stars team that ended the regular season second in the league in goals per game (3.64). San Diego killed all four penalties they faced and withstood extended third period defensive zone pressure from the Stars. After finishing the regular season as the only AHL team with a perfect record when leading after forty minutes (31-0-0), the Gulls moved to 1-0 in the playoffs in the same circumstance.

PP: 0-2 **PK:** 4-4 **SF:** 17 **SA:** 29

Three Stars: 1. A. Khudobin 2. J. Dowling 3. N. Ritchie

GAME 2 (APRIL 23, 2016) SAN DIEGO 1 @ TEXAS 5

The Texas Stars scored four unanswered goals over the final two periods, beating the San Diego Gulls 5-1 on Saturday night at HEB Center at Cedar Park. The first round Calder Cup Playoffs division semi-final best-of-five series is now tied 1-1 heading back to San Diego for Games 3, 4 and 5 if necessary. Esa Lindell earned top star honors for the Stars (1-1) with a goal and assist. Texas benefited from eight power plays on the night, as the Gulls were goaded into ten minor penalties. **Nick Ritchie** scored the lone goal of the game for San Diego and has netted a goal in each of the first two games of the playoffs.

PP: 0-5 **PK:** 6-8 **SF:** 26 **SA:** 42

Three Stars: 1. E. Lindell 2. M. Mangene 3. B. Ritchie





2016 PLAYOFFS NOTES

GAME 3 (APRIL 28, 2016) SAN DIEGO 6 VS. TEXAS 1

The San Diego Gulls made their first-ever American Hockey League home game in the Calder Cup Playoffs one to remember, storming past the Texas Stars 6-1 in front of a boisterous crowd of 6,571 at Valley View Casino Center. San Diego has a 2-games-to-1 series lead with Game Four scheduled for Friday night. **Chris Wagner** (goal, two assists), **Mike Sgarbossa** (goal, two assists) and **Shea Theodore** (three assists) each paced the Gulls offense, as San Diego (2-1) set a postseason high and matched their best regular season mark with six goals scored. **Anton Khudobin** stopped 28 of 29 shots in net and earned the game's stop star, as the Gulls moved within one win of a series victory in the best-of-five contest.

PP: 2-6 **PK:** 4-4 **SF:** 48 **SA:** 29

Three Stars: 1. A. Khudobin 2. C. Wagner 3. S. Theodore

GAME 4 (APRIL 29, 2016) SAN DIEGO 6 VS. TEXAS 2

The San Diego Gulls clinched their first-ever Calder Cup Playoff series win (3-game-to-1) with a 6-2 victory over the Texas Stars in front of 7,509 fans at Valley View Casino Center to advance to the Pacific Division Final. **Chris Mueller** collected three points (1-2=3) while **Joseph Cramarossa** netted two goals (2-0=2) for San Diego. **Shea Theodore** opened the scoring at 6:45 of the opening frame with **Ondrej Kase** and **Antoine Laganiere** tallying a third period goal to put the game to bed for the Gulls. **Matt Hackett** stopped 21-of-23 shots earning the win after replacing **Anton Khudobin** 5:54 into the first period. Brett Ritchie and Brendan Ranford registered goals for Texas. After losing five of six regular season contests, the Gulls came back to outscore the Stars 16-9 in the four-game series.

PP: 3-7 **PK:** 5-5 **SF:** 37 **SA:** 29

Three Stars: 1. M. Hackett 2. J. Cramarossa 3. C. Mueller

WESTERN CONFERENCE SECOND ROUND

GAME 1 (MAY 5, 2016) SAN DIEGO 3 @ ONTARIO 5

Michael Mersch had two goals and an assist as the host Ontario Reign captured Game One of the AHL Pacific Division Finals, dealing the San Diego Gulls a 5-3 defeat in front of 4,387 at Citizens Business Bank Arena. Jeff Schultz added a goal and assist for the Reign. **Kalle Kossila**, **Matt Bailey** and **Corey Tropp** netted goals for San Diego, who rallied from a 2-0 first period deficit to tie the score 2-2 early in the second. Joel Lowry's go-ahead goal at 14:37 allowed the Reign to regain the lead for good.

PP: 0-3 **PK:** 3-4 **SF:** 19 **SA:** 29

Three Stars: 1. M. Mersch 2. J. Schultz 3. K. Raine

GAME 2 (MAY 7, 2016) SAN DIEGO 1 VS. ONTARIO 2 (OT)

Justin Auger's goal 11:55 into sudden death overtime gave the Ontario Reign a 2-1 victory over the San Diego Gulls at Valley View Casino Center. Auger brought the game to an end and sent a crowd of 7,621 to the exits with his rebound goal in the mid-slot, deflecting home a Kevin Gravel shot after Adrian Kempe won the offensive zone draw at the right circle. His second goal of the playoffs ended the first OT game for the Gulls in their AHL Calder Cup history. **Matt Hackett** made 42 saves in a spectacular performance in net for the Gulls (3-3 playoffs), single-handedly powering San Diego into extra time by making multiple bonus saves.

PP: 0-4 **PK:** 4-5 **SF:** 27 **SA:** 44

Three Stars: 1. J. Auger 2. K. Newbury 3. M. Hackett

GAME 3 (MAY 8, 2016) SAN DIEGO 3 @ ONTARIO 0

After dropping the first two games of the Pacific Division Finals to the Reign, the Gulls stormed back with a 3-0 victory at Citizens Business Bank Arena. **Matt Hackett** stopped all 29 shots he faced for his second career AHL playoff shutout, and first since 2011 with the Houston Aeros. **Nick Ritchie** scored a power play goal for San Diego, with **Kalle Kossila** and **Jaycob Megna** (empty net) also netting goals for the Gulls.

PP: 1-4 **PK:** 3-3 **SF:** 25 **SA:** 29

Three Stars: 1. M. Hackett 2. N. Ritchie 3. K. Kossila

GAME 4 (MAY 13, 2016) SAN DIEGO 3 VS. ONTARIO 4 (OT)

For the second straight home game, the San Diego Gulls fell to the Ontario Reign in sudden death overtime as Mike Amadio score 6:29 into the extra period to give Ontario a 4-3 win. Ontario received two goals from Adrian Kempe and a tally from Nic Dowd in the third period to take the lead. **Chris Mueller** added two third period goals, none bigger than the tying goal at 14:06 of the third to extend the game to overtime. **Shea Theodore** scored his second goal of the playoffs at 7:21 of the second frame, while **Matt Hackett** stopped 33-of-37 shots.

PP: 1-5 **PK:** 1-1 **SF:** 28 **SA:** 37

Three Stars: 1. A. Kempe 2. N. Dowd 3. C. Mueller

GAME 5 (MAY 14, 2016) SAN DIEGO 1 @ ONTARIO 2

The San Diego Gulls were eliminated from the Calder Cup Playoffs (4-games-to-1) after a 2-1 defeat to the Ontario Reign at Citizens Business Bank Arena. **Chris Wagner** scored the lone goal for San Diego at 8:31 of the second period after Joel Lowry opened the scoring early in the frame. Justin Auger's goal at 8:56 of the second period proved to be the game winner and series clincher for the Reign in front of 7,230 fans in Ontario. **Matt Hackett** was steady in net, stopping 24-of-26 shots faced. San Diego finished the Calder Cup Playoffs with a 4-5 record in their first postseason as a club.

PP: 0-4 **PK:** 3-3 **SF:** 16 **SA:** 26

Three Stars: 1. J. Auger 2. J. Lowry 3. M. Amadio

ALL-TIME PLAYOFF GAME BY GAME

2019 SAN DIEGO GULLS PLAYOFF GAME-BY-GAME

Date	Team	W/L/OT	Record	GF-GA	Scorers	W Goal	PP	PK	SF-SA	W-L Gtldr	Attend.
05/21/2016	@ Bakersfield	W	1-0	5-3	25p,25p,19p,26,13	26	3-3	2-4	31-42	1-34	1,001
05/23/2016	Bakersfield	L*	1-1	2-3	24,44	39*	0-2	3-3	33-37	34-1	1,001
05/24/2016	@ Bakersfield	L*	1-2	1-2	26	17*	0-2	1-1	21-45	34-1	1,001

2019 SAN DIEGO GULLS PLAYOFF GAME-BY-GAME

Date	Team	W/L/OT	Record	GF-GA	Scorers	W Goal	PP	PK	SF-SA	W-L Gtldr	Attend.
04/17/2019	San Jose	W*	1-0	6-5	34,25,39,12,7,39	39	0-2	3-3	42-35	30-32	5,709
04/18/2019	San Jose	L	1-1	3-5	7s,28,23	89	0-2	5-6	30-27	32-30	6,010
04/22/2019	@ San Jose	W	2-1	4-2	23,15p,7,27	7	1-4	1-1	36-22	30-32	5,848
04/24/2019	@ San Jose	W	3-1	5-2	25,3p,23,27,7	23	1-3	1-2	30-32	30-32	3,175
05/03/2019	@ Bakersfield	W*	4-1	3-2	28p,25,17	17	1-2	2-2	56-53	30-40	6,524
05/04/2019	@ Bakersfield	W	5-1	4-1	39,17,22,27	17	0-1	2-2	39-28	33-39	7,033
05/08/2019	Bakersfield	L*	5-2	6-7	27,14p,39,3p,12,23	37	2-4	1-2	29-37	34-30	6,835
05/10/2019	Bakersfield	W	6-2	4-2	27p,25,27,9p	27	2-7	3-3	31-28	30-40	12,005
05/11/2019	@ Bakersfield	L*	6-3	1-2	9	18	0-2	3-4	46-44	34-30	7,226
05/13/2019	Bakersfield	W	7-3	6-2	7,14,14p,27,25,15	14	1-5	4-5	29-22	30-34	5,217
05/17/2019	@ Chicago	L*	7-4	4-5	12,17,3p,17	29	1-2	1-2	44-28	35-30	3,607
05/18/2019	@ Chicago	W	8-4	3-0	25,32,23	25	0-3	4-4	23-29	33-35	5,435
05/22/2019	Chicago	W	9-4	3-2	12,23s,29	29	0-2	4-4	29-23	33-35	7,345
05/24/2019	Chicago	L*	9-5	1-2	28	7	0-2	3-3	41-44	35-33	12,147
05/25/2019	Chicago	L	9-6	2-5	27,34	7	0-4	1-1	21-27	33-33	9,022
05/27/2019	@ Chicago	L	9-7	1-3	25p	20	1-3	2-2	30-28	35-33	4,628

2017 SAN DIEGO GULLS PLAYOFF GAME-BY-GAME

Date	Team	W/L/OT	Record	GF-GA	Scorers	W Goal	PP	PK	SF-SA	W-L Gtldr	Attend.
04/21/2017	Ontario	L	0-1	2-3	25,17s	22	0-2	3-3	34-30	1-1	9,075
04/22/2017	@ Ontario	W	1-1	2-1	16,16	16	1-3	3-3	24-24	1-1	9,491
04/28/2017	Ontario	W	2-1	3-1	14p,17,28	17	1-5	3-4	27-39	1-1	10,391
05/01/2017	@ Ontario	L	2-2	1-4	4p	6	1-2	2-2	22-35	1-1	7,612
05/02/2017	Ontario	W	3-2	4-1	17p,4,9,42	4	1-3	4-4	26-38	1-36	5,634
05/05/2017	@ San Jose	W*	4-2	3-2	14p,5,9	9	1-4	3-4	16-38	1-1	4,207
05/06/2017	@ San Jose	L	4-3	1-5	25	40	0-3	2-4	32-42	1-1	5,911
05/10/2017	San Jose	L	4-4	3-4	41,25,11	28	0-2	2-2	35-49	1-1	6,171
05/12/2017	San Jose	L	4-5	3-4	34,17p,25	72	1-5	1-4	32-26	1-1	10,617
05/13/2017	San Jose	L	4-6	0-2		23	0-2	2-3	34-35	1-1	7,368

2016 SAN DIEGO GULLS PLAYOFF GAME-BY-GAME

Date	Team	W/L/OT	Record	GF-GA	Scorers	W Goal	PP	PK	SF-SA	W-L Gtldr	Attend.
04/21/2016	@ Texas	W	1-0	3-1	28,20,15	20	0-2	4-4	17-29	35-33	3,847
04/23/2016	@ Texas	L	1-1	1-5	20	3	0-5	6-8	26-42	1-35	5,623
04/28/2016	Texas	W	2-1	6-1	11p,20,18p,19,11,21	20	2-6	4-4	48-29	35-1	6,571
04/29/2016	Texas	W	3-1	6-2	27,15p,28p,19s,13p,19	28	3-7	5-5	37-29	31-1	7,509
05/05/2016	@ Ontario	L	3-2	3-5	14,22,12	27	0-3	3-4	19-29	31-31	4,387
05/07/2016	Ontario	L*	3-3	1-2	20	39	0-4	4-5	44-27	31-31	7,621
05/08/2016	@ Ontario	W	4-3	3-0	14,20p,24	14	1-4	3-3	25-29	31-31	5,420
05/13/2016	Ontario	L*	4-4	3-4	27p,15,15	10	1-5	1-1	28-37	31-31	9,078
05/14/2016	@ Ontario	L	4-5	1-2	21	39	0-4	3-3	16-26	31-31	7,230

* = Sellout * = Overtime



GULLS PLAYOFF RECORDS

INDIVIDUALS

MOST GOALS

Career	13	Sam Carrick, 2017-21 (29 games)
Playoff season	7	Twice: Adam Cracknell (2019); Sam Carrick (2019)
Series	4	Twice: Chase De Leo, 2019 First Round vs. SJ (4 games); Max Comtois, 2019 Second Round vs. BAK (6 games)
Game	2	Nine times, last: Sam Carrick, Game 1 of First Round, May 21, 2021 @ BAK
Period	2	Three times (last: Kalle Kossila, first period of Game 6 of Second Round, May 13, 2019 vs. BAK)

MOST ASSISTS

Career	12	Andy Welinski, 2016-19
Playoff season	9	Twice: Ben Street (2019); Adam Cracknell (2019)
Series	5	Adam Cracknell, 2019 Second Round vs. BAK (6 games)
Game	3	Andy Welinski, Game 6 of Second Round, May 13, 2019 vs. BAK
Period	2	Three times (last: Andy Welinski, First Round of Game 6 of Second Round, May 13, 2019 vs. BAK)

MOST POINTS

Career	24	Sam Carrick, 2017-21
Playoff season	16	Adam Cracknell, 2019
Series	9	Adam Cracknell, 2019 Second Round vs. BAK (5 games)
Game	3	15 times, last: Andrew Agozzino, Sam Carrick, Trevor Zegras; Game 1 of First Round, May 21, 2021 @ BAK
Period	3	Nic Kerdiles, first period of Game 5 of First Round, May 2, 2017 vs. ONT

HIGHEST PLUS/MINUS RATING

Career	+14	Jaycob Megna, 2016-19
Playoff Season	+11	Jaycob Megna, 2019 (16 games)
Game	+3	Nine times (last: Corey Tropp, Game 3 of WCF, May 22, 2019 vs. CHI)

MOST GAMES

Career	35	Jaycob Megna, 2016-19
Playoff Season	16	Set by 12 players in 2019

MOST SHOTS

Career	92	Sam Carrick, 2017-21
Playoff Season	54	Sam Carrick, 2019 (16 games)
Series	25	Sam Carrick, 2019 Second Round vs. BAK (6 games)
Game	8	Three times (last: Adam Cracknell, Game 2 of Second Round, May 4, 2019 @ BAK)

LONGEST PLAYOFF SCORING STREAKS

Point Streak	6 gms	Twice: Adam Cracknell (6-5=11), Apr. 18-May 10; Chris Mueller (3-7=10), Apr. 28-May 13, 2016
Goal Streak	5 gms	Sam Carrick (6-4=10), Apr. 22-May 10, 2019
Assist Streak	6 gms	Chris Mueller (3-7=10), Apr. 28-May 13, 2016

ALL-TIME HAT TRICKS

None

MOST OVERTIME GOALS

Career	1	Three times: Kevin Roy, 2017; Kiefer Sherwood, 2019; Max Comtois, 2019
Playoff Season	1	Three times: Kevin Roy, 2017; Kiefer Sherwood, 2019; Max Comtois, 2019

MOST GOALS - DEFENSEMEN

Playoff Season	3	Andy Welinski, 2019 (16 games)
Series	2	Keaton Thompson, 2017 First Round vs. ONT (5 games)
Game	1	Set 13 times, 2016-21

GULLS PLAYOFF RECORDS

MOST ASSISTS – DEFENSEMEN

Playoff Season.....	7	Andy Welinski, 2019 (16 games)
Series.....	4	Andy Welinski, 2019 Second Round vs. BAK (6 games)
Game.....	3	Andy Welinski, Game 6 of Second Round, May 13, 2019 vs. BAK

MOST POINTS – DEFENSEMEN

Playoff Season.....	10	Andy Welinski, 2019 (16 games)
Series.....	5	Andy Welinski, 2019 Second Round vs. BAK (6 games)
Game.....	3	Andy Welinski, Game 6 of Second Round, May 13, 2019 vs. BAK

MOST GOALS – ROOKIE

Playoff Season.....	6	Sam Steel, 2019 (16 games)
Series.....	3	Twice: Max Comtois, 2019 Second Round vs. BAK (6 games); Sam Steel, 2019 First Round vs. SJ (4 games)
Game.....	2	Three times (last: Max Comtois, Game 1 of WCF, May 17, 2019 @ CHI)

MOST ASSISTS – ROOKIE

Playoff Season.....	7	Sam Steel, 2019 (16 games)
Series.....	4	Max Jones, 2019 First Round vs. SJ (4 games)
Game.....	2	Seven times, last: Jamie Drysdale, Trevor Zegras; Game 1 of First Round, May 21, 2021 @ BAK

MOST POINTS – ROOKIE

Playoff Season.....	13	Sam Steel, 2019 (16 games)
Series.....	6	Twice: Max Comtois, 2019 Second Round vs. BAK (6 games); Sam Steel, 2019 First Round vs. SJ (4 games)
Game.....	3	Two times: Isac Lundestrom, Game 2 of Second Round, May 4, 2019 @ BAK; Trevor Zegras; Game 1 of First Round, May 21, 2021 @ BAK

MOST GAMES – ROOKIE

Playoff Season.....	16	Sam Steel, 2019; Kiefer Sherwood, 2019; Simon Benoit, 2019
---------------------	----	--

LONGEST PLAYOFF SCORING STREAKS – ROOKIE

Point Streak.....	4 gms	Twice: Sam Steel (3-3=6), Apr. 17-24, 2019; Max Comtois (2-2=4), May 3-10, 2019
Goal Streak.....	3 gms	Sam Steel (3-2=5), Apr. 18-24, 2019
Assist Streak.....	3 gms	Three times (last: Sam Steel (1-3=4), May 8-11, 2019)

GOALTENDERS

MOST MINUTES PLAYED (GOALIES)

Career.....	715:05	Jeff Glass, 2019 (11 games)
Playoff Season.....	715:05	Jeff Glass, 2019 (11 games)
Series.....	407:53	Jeff Glass, 2019 (6 games)
Game.....	124:19	Jeff Glass, Game 1 of Second Round, May 3, 2019 @ BAK (4 OT)

MOST SHUTOUTS

Career.....	1	Twice: Kevin Boyle, 2019 (7 games) and Matt Hackett, 2016 (6 games)
-------------	---	---

MOST SAVES

Career.....	315	Jhonas Enroth, 2017 (10 games)
Playoff Season.....	315	Jhonas Enroth, 2017 (10 games)
Series.....	177	Jeff Glass, 2019 Second Round vs. BAK (6 games)
Game.....	51	Jeff Glass, Game 1 of Second Round, May 3, 2019 @ BAK (4 OT)
Period.....	20	Jhonas Enroth, second period of Game 3 of Second Round, May 10, 2017 vs. SJ
Overtime.....	12	Jeff Glass, first overtime of Game 5 of Second Round, May 11, 2019 @ BAK



GULLS PLAYOFF RECORDS

MOST SHOTS FACED

Career	341	Jhonas Enroth, 2017 (10 games)
Playoff Season	341	Jhonas Enroth, 2017 (10 games)
Series	192	Jeff Glass, 2019 Second Round vs. BAK (6 games)
Game	53	Jeff Glass, Game 1 of Second Round, May 3, 2019 @ BAK (4 OT)
Period	20	Jhonas Enroth, second period of Game 3 of Second Round, May 10, 2017 vs. SJ
Overtime	12	Jeff Glass, first overtime of Game 5 of Second Round, May 11, 2019 @ BAK

LOWEST GOALS-AGAINST AVERAGE (MIN. 3 GP)

Career	2.25	Kevin Boyle, 2019 (7 games)
Playoff Season	2.25	Kevin Boyle, 2019 (7 games)
Series	1.82	Jhonas Enroth, 2017 First Round vs. ONT (5 games)

HIGHEST SAVE PERCENTAGE (MIN. 3 GP)

Career	0.935	Lukas Dostal, 2021 (3 games)
Playoff Season	0.934	Lukas Dostal, 2021 (3 games)
Series	0.945	Jhonas Enroth, 2017 First Round vs. ONT (5 games)

GOALTENDING STREAKS

Consecutive games played..	11 gms	Jeff Glass, 2019
Consecutive starts	10 gms	Jhonas Enroth, 2017
Consecutive shutouts.....	0	N/A
Longest winning streak	3 gms	Twice: Kevin Boyle, May 4-22, 2019; Jeff Glass Apr. 22-May 3, 2019
Longest losing streak.....	4 gms	Jhonas Enroth, May 6-13, 2017
Longest shutout sequence....	103:45	Matt Hackett, Game 3 of Second Round on May 8 @ ONT through Game 3 of Second Round on May 13, 2019 vs. ONT, spanning two games

TEAM

MOST GOALS

Playoff Season	56	2019 (16 games)
Series	24	2019 Second Round vs. BAK (6 games)
Game	6	Five times: (last: Game 6 of Second Round, May 13, 2019 vs. BAK)
Period	3	Seven times (last: first period of Game 6 of Second Round, May 13, 2019 vs. BAK)

MOST SHOTS

Playoff Season	556	2019 (16 games)
Series	230	2019 Second Round vs. BAK (6 games)
Game	56	Game 1 of Second Round, May 3, 2019 vs. BAK
Period	21	Second period of Game 3 of First Round, Apr. 28, 2016 vs. TEX
Overtime	17	First OT period of Game 4 of WCF, May 24, 2019 @ CHI

FEWEST SHOTS

Playoff Season	243	2016 (9 games)
Series	115	2016 Second Round vs. ONT (5 games)
Game	16	Twice: Game 1 of Second Round, May 5, 2017 @ SJ; Game 5 of Second Round, May 14, 2016 vs. ONT
Period	2	Twice: First period of Game 1 of Second Round, May 5, 2017 @ SJ First period of Game 5 of Second Round, May 14, 2016 vs. ONT
Overtime	0	Twice: First OT period of Game 4 of Second Round, May 13, 2016 vs. ONT; First OT period of Game 3 of Second Round, May 8, 2019 vs. BAK

GULLS PLAYOFF RECORDS

EARLIEST GOAL SCORED

Earliest goal scored from the start of game	0:46	Chase De Leo, Game 6 of Second Round, May 13, 2019 vs. BAK
	3:22	Nick Ritchie, Game 2 of Second Round, May 7, 2019 vs. ONT
	4:23	Nick Sorensen, Game 2 of First Round, Apr. 22, 2017 @ ONT
Earliest goal scored from the start of OT	0:38	Kevin Roy, Game 1 of Second Round, May 5, 2017 @ SJ
	1:13	Kiefer Sherwood, Game 1 of First Round, Apr. 17, 2019 vs. SJ
	6:420	Max Comtois, Game 1 of Second Round, May 3, 2019 @ BAK

BIGGEST COMEBACK WIN

Game	Down by 3	Trailing by three with 53:45 left in regulation, 6-5 OT win in Game 1 of the First Round, Apr. 17, 2019 vs. SJ
------	-----------	--

MOST MULTI-GOAL COMEBACK WINS

Playoff Season	1	2019
----------------	---	------

OPPONENTS TEAM RECORDS

MOST GOALS

Series	17	Two times: 2019 WCF vs. CHI (6 games), 2017 PDF vs. SJ (5 games)
Game	7	Game 3 of PDF, May 8, 2019 vs. BAK
Period	3	Five times (last: third period of Game 6 of WCF, May 27, 2019 at CHI)

MOST SHOTS

Series	212	2019 PDF vs. BAK (6 games)
Game	53	Game 1 of PDF, May 3, 2019 at BAK (4 OT)
Period	20	Game 3 of PDF, May 10, 2017 vs. SJ (OT)
Overtime Period	12	First OT period of Game 5 of PDF, May 11, 2019 @ BAK

MOST PENALTY MINUTES

Series	55	Two times: last: 2019 PDF vs. BAK (6 games) 2016 PDF vs. ONT (5 games)
Game	30	Game 2 of PDSF, Apr. 18, 2019 vs. SJ
Period	26	Game 2 of PDSF, Apr. 18, 2019 vs. SJ

FEWEST SHOTS

Series	116	2019 PDSF vs. SJ (4 games)
Game	22	Two times (last: Game 6 of PDF, May 13, 2019 vs. BAK) Game 3 of PDSF, Apr. 22, 2019 at SJ
Period	3	Game 3 of PDF, May 10, 2017 vs. SJ (OT)
Overtime Period	0	Two times (last: First OT period of Game 1 of PDSF, Apr. 17, 2019 vs. SJ) First OT period of Game 1 of PDF, May 5, 2017 @ SJ





ALL-TIME SERIES SUMMARY							
SEASON	SERIES RESULTS	GF	GA	SF	SA	POWER PLAY	PENALTY KILLING
2015-16	6-6-0-0 (4-2-0-0 in SD)	43 (3.6)	48 (4.0)	396 (33.0)	385 (32.1)	10-46 (21.7)	47-52 (90.4)
2016-17	6-2-0-0 (3-1-0-0 in SD)	25 (3.1)	18 (2.3)	271 (33.9)	218 (27.3)	8-27 (29.6)	24-29 (82.8)
2017-18	3-4-1-0 (1-3-0-0 in SD)	21 (2.6)	21 (2.6)	263 (32.9)	278 (34.8)	5-28 (17.9)	24-26 (92.3)
2018-19	6-3-0-1 (3-2-0-0 in SD)	31 (3.1)	35 (3.5)	307 (30.7)	349 (34.9)	12-43 (27.9)	28-35 (80.0)
2020-21	5-3-0-0 (4-0-0-0 in SD)	23 (2.9)	22 (2.8)	223 (27.9)	276 (34.5)	3-27 (11.1)	22-24 (91.7)
Totals	30-20-1-2 (16-9-0-1 in SD)	164 (3.1)	160 (3.0)	1688 (31.8)	1715 (34.4)	39-195 (20.0)	170-193 (88.1)

ALL-TIME SERIES FACTS			
	OVERALL	@ SAN DIEGO	@ BAKERSFIELD
All-Time Series:	30-20-1-2	16-9-0-1	14-11-1-1
Current Streak:	One San Diego win	Five San Diego wins	One San Diego win
Last Win by San Diego:	May 8, 2021 (4-1)	Mar. 26, 2021 (4-1)	May 8, 2021 (4-1)
Last Win by Bakersfield:	Apr. 17, 2021 (5-1)	Jan. 4, 2020 (2-1 SO)	Apr. 17, 2021 (5-1)
Last 10 games:	7-3-0-0	6-3-0-1	5-5-0-0
Overtime Record:	7-0-1-2	4-0-0-1	3-0-1-1
Longest Winning Streak:	Six games, two times last: Jan. 18, 2020-Feb. 17, 2021	Five games Feb. 9, 2020-present	Five games Feb. 19, 2016-Feb. 17, 2017
Longest Losing Streak:	Four games, two times last: Mar. 10-31, 2018	Four games Jan. 19, 2019- Jan.4, 2020	Four games Oct. 24-Dec. 27, 2015
Last Shutout by San Diego:	Feb. 14, 2018 (6-0)	Feb. 14, 2018 (6-0)	N/A
Last Shutout by Bakersfield:	Dec. 11, 2015 (3-0)	N/A	Dec. 11, 2015 (3-0)
Biggest San Diego Win:	Feb. 14, 2018 (6-0)	Feb. 14, 2018 (6-0)	Three goals, two times
Biggest Bakersfield Win:	Feb. 9, 2019 (7-1)	Jan. 6, 2019 (6-2)	Feb. 9, 2019 (7-1)

ALL-TIME SERIES SUMMARY							
SEASON	SERIES RESULTS	GF	GA	SF	SA	POWER PLAY	PENALTY KILLING
2015-16	2-2-0-0 (0-2-0-0 in SD)	11 (2.8)	13 (3.3)	121 (30.3)	110 (27.5)	4-17 (23.5)	11-17 (64.7)
2016-17	Did not play						
2017-18	Did not play						
2018-19	Did not play						
2019-20	Did not play						
2020-21	Did not play						
Totals	2-2-0-0 (0-2-0-0 in SD)	11 (2.8)	13 (3.3)	121 (30.3)	110 (27.5)	4-17 (23.5)	11-17 (64.7)

ALL-TIME SERIES FACTS			
	OVERALL	@ SAN DIEGO	@ CHARLOTTE
All-Time Series:	2-2-0-0	0-2-0-0	2-0-0-0
Current Streak:	Two San Diego wins	Two Charlotte wins	Two San Diego wins
Last Win by San Diego:	Feb. 13, 2016 (5-4)	N/A	Feb. 13, 2016 (5-4)
Last Win by Charlotte:	Jan. 9, 2016 (4-2)	Jan. 9, 2016 (4-2)	None
Last 10 games:	2-2-0-0	0-2-0-0	2-0-0-0
Overtime Record:	1-0-0-0	N/A	1-0-0-0
Longest Winning Streak:	Two games Feb. 12-13, 2016	N/A N/A	Two games Feb. 12-13, 2016
Longest Losing Streak:	Two games Jan. 8-9, 2016	Two games Jan. 8-9, 2016	N/A N/A
Last Shutout by San Diego:	N/A	N/A	N/A
Last Shutout by Charlotte:	N/A	N/A	N/A
Biggest San Diego Win:	Feb. 13, 2016 (5-4)	N/A	Feb. 13, 2016 (5-4)
Biggest Charlotte Win:	Jan. 9, 2016 (4-2)	Jan. 9, 2016 (4-2)	N/A

ALL-TIME SERIES SUMMARY							
SEASON	SERIES RESULTS	GF	GA	SF	SA	POWER PLAY	PENALTY KILLING
2015-16	Did not play						
2016-17	Did not play						
2017-18	1-1-0-0 (1-0-0-0 in SD)	3 (1.5)	4 (2.0)	45 (22.5)	62 (31.0)	0-4 (0.0)	8-9 (89.0)
2018-19	Did not play						
2019-20	Did not play						
Totals	1-1-0-0 (1-0-0-0 in SD)	3 (1.5)	4 (2.0)	45 (22.5)	62 (31.0)	0-4 (0.0)	8-9 (89.0)

ALL-TIME SERIES FACTS			
	OVERALL	@ SAN DIEGO	@ CHICAGO
All-Time Series:	1-1-0-0	1-0-0-0	0-1-0-0
Current Streak:	One San Diego win	One San Diego win	One Chicago win
Last Win by San Diego:	Jan. 10, 2018 (2-1)	Jan. 10, 2018 (2-1)	N/A
Last Win by Chicago:	Dec. 6, 2017 (3-1)	N/A	Dec. 6, 2017 (3-1)
Last 10 games:	1-1-0-0	1-1-0-0	1-1-0-0
Overtime Record:	N/A	N/A	N/A
Longest Winning Streak:	N/A	N/A	N/A
Longest Losing Streak:	N/A	N/A	One game
Last Shutout by San Diego:	N/A	N/A	N/A
Last Shutout by Chicago:	N/A	N/A	N/A
Biggest San Diego Win:	Jan. 10, 2018 (2-1)	Jan. 10, 2018 (2-1)	N/A
Biggest Chicago Win:	Dec. 6, 2017 (3-1)	N/A	Dec. 6, 2017 (3-1)

ALL-TIME SERIES SUMMARY							
SEASON	SERIES RESULTS	GF	GA	SF	SA	POWER PLAY	PENALTY KILLING
2015-16	Did not play						
2016-17	Did not play						
2017-18	3-0-1-0 (1-0-1-0 in SD)	10 (2.5)	7 (1.8)	116 (29.0)	149 (35.0)	1-10 (10.0)	8-9 (88.9)
2018-19	Did not play						
2019-20	Did not play						
Totals	3-0-1-0 (1-0-1-0 in SD)	10 (2.5)	7 (1.8)	116 (29.0)	149 (35.0)	1-10 (10.0)	8-9 (88.9)

ALL-TIME SERIES FACTS			
	OVERALL	@ SAN DIEGO	@ CLEVELAND
All-Time Series:	3-0-1-0	1-0-1-0	2-0-0-0
Current Streak:	Three San Diego wins	One San Diego Win	Two San Diego wins
Last Win by San Diego:	Mar. 30, 2018	Mar. 30, 2018	Mar. 25, 2018
Last Win by Cleveland:	Mar. 6, 2018	Mar. 6, 2018	N/A
Last 10 games:	3-0-1-0	1-0-1-0	2-0-0-0
Overtime Record:	1-0-1-0	0-0-1-0	1-0-0-0
Longest Winning Streak:	Three games	N/A	Two games
	Mar. 24, 2018-present	N/A	Mar. 24, 2018-present
Longest Losing Streak:	N/A	N/A	N/A
	N/A	N/A	N/A
Last Shutout by San Diego:	N/A	N/A	N/A
Last Shutout by Cleveland:	N/A	N/A	N/A
Biggest San Diego Win:	Mar. 30, 2018 (3-1)	Mar. 30, 2018 (3-1)	One goal, one time
Biggest Cleveland Win:	Mar. 6, 2018 (2-1)	Mar. 6, 2018 (2-1)	N/A



ALL-TIME SERIES SUMMARY							
SEASON	SERIES RESULTS	GF	GA	SF	SA	POWER PLAY	PENALTY KILLING
2018-19	3-4-1-0 (2-2-0-0 in SD)	16 (2.0)	20 (2.5)	269 (33.9)	247 (30.9)	5-32 (15.6)	24-29 (82.8)
2019-20	4-1-0-0 (3-0-0-0 in SD)	17 (3.4)	13 (2.6)	180 (36.0)	172 (34.4)	4-16 (25.0)	17-18 (94.4)
2020-21	5-1-0-0 (3-0-0-0 in SD)	21 (3.5)	12 (2.0)	199 (33.2)	170 (28.3)	5-19 (26.3)	24-26 (92.3)
Totals	7-5-1-0 (5-2-0-0 in SD)	33 (2.5)	33 (2.5)	449 (34.5)	419 (32.2)	9-48 (18.8)	41-47 (87.2)

ALL-TIME SERIES FACTS			
	OVERALL	@ SAN DIEGO	@ COLORADO
All-Time Series:	10-5-1-0	8-2-0-0	2-3-1-0
Current Streak:	Two San Diego wins	Six San Diego wins	Two San Diego win
Last Win by San Diego:	May 15, 2021 (3-2)	Feb. 20, 2021 (7-3)	May 15, 2021 (3-2)
Last Win by Colorado:	May 12, 2021 (2-1)	Mar. 9, 2019 (2-0)	May 12, 2021 (2-1)
Last 10 games:	8-2-0-0	8-2-0-0	4-4-1-0
Overtime Record:	4-0-1-0	2-0-0-0	2-0-1-0
Longest Winning Streak:	Four games	Six games	Two games
	Nov. 1-Dec. 13, 2019	Nov. 1, 2019-present	May 14, 2021-present
Longest Losing Streak:	Three games	Two games	Two games
	Feb. 13-Mar. 9, 2019	Mar. 8-Mar. 9, 2019	Dec. 7-8, 2018
Last Shutout by San Diego:	N/A	N/A	N/A
Last Shutout by Colorado:	Mar. 9, 2019 (2-0)	Mar. 9, 2019 (2-0)	Dec. 7, 2018
Biggest San Diego Win:	Nov. 2, 2019 (5-2)	Nov. 2, 2019 (5-2)	One goal, three times
Biggest Colorado Win:	Two goals, three times	Mar. 9, 2019 (2-0)	Two goals, two times

ALL-TIME SERIES SUMMARY							
SEASON	SERIES RESULTS	GF	GA	SF	SA	POWER PLAY	PENALTY KILLING
2015-16	1-1-0-0 (1-0-0-0 in SD)	8 (4.0)	9 (4.5)	65 (32.5)	74 (37)	4-10 (40.0)	7-12 (58.3)
2016-17	Did not play						
2017-18	Did not play						
2018-19	Did not play						
2019-20	1-1-1-1 (0-1-0-1 in SD)	11 (2.8)	12 (3.0)	108 (27.0)	151 (37.8)	1-18 (5.6)	15-21 (71.4)
Totals	2-2-1-1 (1-1-0-1 in SD)	19 (3.2)	21 (3.5)	173 (28.8)	225 (37.5)	5-28 (17.9)	22-33 (66.7)

ALL-TIME SERIES FACTS			
	OVERALL	@ SAN DIEGO	@ GRAND RAPIDS
All-Time Series:	2-2-1-1	1-0-0-0	0-1-0-0
Current Streak:	One San Diego win	Two Grand Rapids win	One Grand Rapids win
Last Win by San Diego:	Jan. 25, 2020 (3-1)	Oct. 10, 2015 (4-2)	N/A
Last Win by Grand Rapids:	Jan. 24, 2020 (3-4 OT)	Dec. 17, 2019 (3-2 SO)	Nov. 20, 2015 (7-4)
Last 10 games:	2-2-1-1	1-0-0-1	0-1-0-0
Overtime Record:	0-0-1-1	0-0-0-1	N/A
Longest Winning Streak:	N/A	N/A	N/A
Longest Losing Streak:	Four games	Two games	Two games
	Nov. 20, 2015-Jan. 24, 2020	Dec. 11-Dec. 17, 2019	Nov. 20, 2015-Jan. 24, 2020
Last Shutout by San Diego:	N/A	N/A	N/A
Last Shutout by Grand Rapids:	N/A	N/A	N/A
Biggest San Diego Win:	Two wins by two goals	Oct. 10, 2015 (4-2)	Jan. 25, 2020 (3-1)
Biggest Grand Rapids Win:	Nov. 20, 2015 (7-4)	Two games by one goal	Nov. 20, 2015 (7-4)

ALL-TIME SERIES SUMMARY

SEASON	SERIES RESULTS	GF	GA	SF	SA	POWER PLAY	PENALTY KILLING
2020-21	1-4-1-0 (1-1-1-0 in SD)	16 (2.7)	20 (3.3)	197 (32.8)	194 (32.3)	5-28 (17.8)	26-30 (86.7)
Totals	1-4-1-0 (1-1-1-0 in SD)	16 (2.7)	20 (3.3)	197 (32.8)	194 (32.4)	5-28 (17.8)	26-7 (86.7)

ALL-TIME SERIES FACTS SERIES FACTS

	OVERALL	@ SAN DIEGO	@ HENDERSON
All-Time Series:	1-4-1-0	1-1-1-0	0-3-0-0
Current Streak:	One Henderson win	One Henderson win	Three Henderson wins
Last Win by San Diego:	Apr. 24, 2021 (4-1)	Apr. 24, 2021 (4-1)	N/A
Last Win by Henderson:	Apr. 25, 2021 (5-4 OT)	Apr. 25, 2021 (5-4 OT)	Feb. 27, 2021 (4-2)
Last 10 games:	1-4-1-0	1-1-1-0	0-3-0-0
Overtime Record:	0-0-1-0	0-0-1-0	N/A
Longest Winning Streak:	One game	One game	N/A
	Nov. 1-Dec. 13, 2019	Nov. 1, 2019-present	May 14, 2021-present
Longest Losing Streak:	Four games	One game	Three games
	Feb. 24, 2021-Apr. 14, 2021	Apr. 25, 2021-present	Feb. 24, 2021-present
Last Shutout by San Diego:	N/A	N/A	N/A
Last Shutout by Henderson:	N/A	N/A	N/A
Biggest San Diego Win:	Apr. 24, 2021 (4-1)	Apr. 24, 2021 (4-1)	N/A
Biggest Henderson Win:	Feb. 27, 2021 (4-2)	Apr. 25, 2021 (5-4 OT)	Feb. 27, 2021 (4-2)

ALL-TIME SERIES SUMMARY

SEASON	SERIES RESULTS	GF	GA	SF	SA	POWER PLAY	PENALTY KILLING
2015-16	Did not play						
2016-17	2-0-0-0 (1-0-0-0 in SD)	8 (4.0)	2 (1.0)	71 (35.5)	44 (22.0)	3-7 (42.9)	4-4 (100.0)
2017-18	2-0-0-0 (1-0-0-0 in SD)	9 (4.5)	4 (2.0)	63 (31.5)	54 (27.0)	0-4 (0.0)	2-3 (66.7)
2018-19	1-0-1-0 (1-0-0-0 in SD)	6 (3.0)	4 (2.0)	64 (32.0)	51 (25.5)	2-10 (20.0)	8-8 (100.0)
2019-20	2-2-0-0 (1-1-0-0 in SD)	11 (2.8)	11 (2.8)	134 (33.5)	130 (32.5)	4-18 (22.2)	11-12 (91.7)
Totals	2-2-1-1 (1-1-0-1 in SD)	19 (3.2)	21 (3.5)	173 (28.8)	225 (37.5)	5-28 (17.9)	22-33 (66.7)

ALL-TIME SERIES FACTS

	OVERALL	@ SAN DIEGO	@ IOWA
All-Time Series:	7-2-1-0	4-1-0-0	3-1-1-0
Current Streak:	One San Diego win	Two Iowa win	One Iowa win
Last Win by San Diego:	Feb. 15, 2020 (5-2)	Jan. 10, 2020 (4-3 OT)	Feb. 15, 2020 (5-2)
Last Win by Iowa:	Feb. 14, 2020 (3-0)	Jan. 8, 2020 (3-2)	Feb. 14, 2020 (3-0)
Last 10 games:	7-2-1-0	4-1-0-0	3-1-1-0
Overtime Record:	2-0-1-0	1-0-0-0	1-0-1-0
Longest Winning Streak:	Four games	Three games	Two games
	Jan. 16, 2017-Feb. 6, 2018	Feb. 14, 2017-Feb. 2, 2019	Jan. 16, 2017-Dec. 9, 2017
Longest Losing Streak:	N/A	N/A	N/A
Last Shutout by San Diego:	N/A	N/A	N/A
Last Shutout by Iowa:	Feb. 14, 2020 (3-0)	N/A	Feb. 14, 2020 (3-0)
Biggest San Diego Win:	Two wins by four goals	Two wins by four goals	Feb. 15, 2020 (5-2)
Biggest Iowa Win:	Feb. 14, 2020 (3-0)	Jan. 8, 2020 (3-2)	Feb. 14, 2020 (3-0)



ALL-TIME SERIES SUMMARY

SEASON	SERIES RESULTS	GF	GA	SF	SA	POWER PLAY	PENALTY KILLING
2015-16	Did not play						
2016-17	2-1-1-0 (2-0-0-0 in SD)	15 (3.8)	13 (3.3)	141 (35.3)	122 (30.5)	4-18 (22.2)	14-16 (87.5)
2017-18	Did not play						
2018-19	2-1-1-0 (1-1-0-0 in SD)	10 (2.5)	11 (2.8)	142 (35.5)	106 (26.5)	1-19 (5.3)	15-18 (83.3)
2019-20	Did not play						
Totals	4-2-2-0 (3-1-0-0 in SD)	25 (3.1)	24 (3.0)	283 (35.4)	228 (28.5)	5-37 (13.5)	29-34 (85.3)

ALL-TIME SERIES FACTS

	OVERALL	@ SAN DIEGO	@ MANITOBA
All-Time Series:	4-2-2-0	3-1-0-0	1-1-2-0
Current Streak:	One Manitoba win	One San Diego win	One Manitoba win
Last Win by San Diego:	Mar. 17, 2019 (4-1)	Nov. 30, 2018 (2-1)	Mar. 17, 2019 (4-1)
Last Win by Manitoba:	Mar. 19, 2019 (4-3)	Nov. 28, 2018 (5-1)	Mar. 19, 2019 (4-3)
Last 10 games:	4-2-2-0	3-1-0-0	1-1-2-0
Overtime Record:	0-0-2-0	N/A	0-0-2-0
Longest Winning Streak:	Two games, two times last: Nov. 30, 2018-Mar. 17, 2019	Two games Nov. 11-12, 2016	N/A
Longest Losing Streak:	Two games Oct. 28-29, 2016	N/A	Two games Oct. 28-29, 2016
Last Shutout by San Diego:	N/A	N/A	N/A
Last Shutout by Manitoba:	N/A	N/A	N/A
Biggest San Diego Win:	Two wins by three goals	Nov. 12, 2016 (6-3)	Mar. 17, 2019 (4-1)
Biggest Manitoba Win:	Nov. 28, 2018 (5-1)	Nov. 28, 2018 (5-1)	Oct. 29, 2016 (5-4)

ALL-TIME SERIES SUMMARY

SEASON	SERIES RESULTS	GF	GA	SF	SA	POWER PLAY	PENALTY KILLING
2015-16	1-1-0-0 (1-0-0-0 in SD)	5 (2.5)	4 (2.0)	54 (27.0)	68 (34.0)	1-7 (14.3)	4-5 (80.0)
2016-17	Did not play						
2017-18	2-0-0-0 (1-0-0-0 in SD)	7 (3.5)	2 (1.0)	60 (30.0)	71 (35.5)	1-8 (12.5)	4-6 (66.7)
2018-19	2-0-0-0 (1-0-0-0 in SD)	9 (4.5)	4 (2.0)	51 (25.5)	57 (28.5)	1-10 (10.0)	8-9 (88.9)
2019-20	Did not play						
Totals	5-1-0-0 (3-0-0-0 in SD)	21 (4.2)	10 (2.0)	165 (33.0)	196 (39.2)	3-25 (12.0)	16-20 (80.0)

ALL-TIME SERIES FACTS

	OVERALL	@ SAN DIEGO	@ MILWAUKEE
All-Time Series:	5-1-0-0	3-0-0-0	2-1-0-0
Current Streak:	Five San Diego wins	Three San Diego wins	Two San Diego wins
Last Win by San Diego:	Jan. 12, 2019 (5-2)	Oct. 19, 2018 (4-2)	Jan. 12, 2019 (5-2)
Last Win by Milwaukee:	Nov. 21, 2015 (3-1)	N/A	Nov. 21, 2015 (3-1)
Last 10 games:	5-1-0-0	3-0-0-0	2-1-0-0
Overtime Record:	N/A	N/A	N/A
Longest Winning Streak:	Five games Feb. 6, 2016-present	Three games Feb. 6, 2016-present	Two games Dec. 5, 2017-present
Longest Losing Streak:	N/A	N/A	N/A
Last Shutout by San Diego:	Mar. 16, 2018 (2-0)	Mar. 16, 2018 (2-0)	N/A
Last Shutout by Milwaukee:	N/A	N/A	N/A
Biggest San Diego win:	Three goals, three times	Feb. 6, 2016 (4-1)	Three goals, two times
Biggest Milwaukee win:	Nov. 21, 2015 (3-1)	N/A	Nov. 21, 2015 (3-1)

ALL-TIME SERIES SUMMARY							
SEASON	SERIES RESULTS	GF	GA	SF	SA	POWER PLAY	PENALTY KILLING
2015-16	8-4-0-0 (4-2-0-0 in SD)	29 (2.4)	27 (2.3)	326 (27.2)	350 (29.2)	5-54 (9.3)	54-61 (88.5)
2016-17	6-4-1-1 (2-3-1-0 in SD)	29 (2.4)	30 (2.5)	354 (29.5)	339 (28.3)	4-45 (8.9)	42-53 (79.2)
2017-18	7-5-0-0 (4-2-0-0 in SD)	33 (2.8)	35 (2.9)	343 (28.6)	460 (38.3)	11-54 (20.4)	51-59 (86.4)
2018-19	8-3-0-1 (4-2-0-0 in SD)	56 (4.7)	41 (3.4)	445 (37.1)	352 (29.3)	12-63 (19.0)	34-43 (79.1)
2019-20	4-3-2-0 (2-1-2-0 in SD)	34 (3.8)	24 (2.7)	315 (35.0)	298 (33.1)	10-52 (19.2)	35-40 (87.5)
2020-21	7-3-0-0 (3-2-0-0 in SD)	44 (4.4)	36 (3.6)	291 (29.1)	330 (33.0)	13-47 (27.7%)	40-44 (90.9%)
Totals (85.3%)	40-22-3-2 (19-12-3-0 in SD)	225 (3.4)	193 (2.9)	2074 (31.0)	2129 (31.8)	55-315 (17.5%)	256-300

ALL-TIME SERIES FACTS			
	OVERALL	@ SAN DIEGO	@ ONTARIO
All-Time Series:	40-22-2-2	19-12-2-0	21-10-0-2
Current Streak:	Two Ontario wins	One Ontario win	One Ontario win
Last Win by San Diego:	Jan. 11, 2020 (6-1)	Jan. 11, 2020 (6-1)	Dec. 27, 2019 (6-1)
Last Win by Ontario:	Feb. 1, 2020 (5-4 OT)	Feb. 1, 2020 (5-4 OT)	Nov. 29, 2019 (2-1)
Last 10 games:	7-3-0-0	5-3-2-0	7-3-0-0
Overtime Record:	11-0-3-2	3-0-3-0	8-0-0-2
Longest Winning Streak:	Five games	Four games	Four games, two times
	Feb. 10, 2021-Apr. 4, 2021	Dec. 22, 2017-Apr. 7, 2018	Last: Mar. 3, 2021-Apr. 15, 2021
Longest Losing Streak:	Three games	Three games	Three games
	Dec. 13, 2016-Jan. 22, 2017	Oct. 15-Dec. 27, 2016	Feb. 18-Apr. 6, 2018
Last Shutout by San Diego:	Feb. 4, 2017 (2-0)	Feb. 4, 2017 (2-0)	N/A
Last Shutout by Ontario:	Mar. 9, 2018 (3-0)	Nov. 3, 2017 (1-0)	Mar. 9, 2018 (3-0)
Biggest San Diego win:	Five goals, four times	Five goals, three times	Dec. 27, 2019 (6-1)

ALL-TIME SERIES SUMMARY							
SEASON	SERIES RESULTS	GF	GA	SF	SA	POWER PLAY	PENALTY KILLING
2015-16	Did not play						
2016-17	2-0-0-0 (1-0-0-0 in SD)	6 (3.0)	4 (2.0)	64 (32.0)	66 (33.0)	0-6 (0.0)	8-10 (80.0)
2017-18	Did not play						
2018-19	Did not play						
2019-20	Did not play						
Totals	2-0-0-0 (1-0-0-0 in SD)	6 (3.0)	4 (2.0)	64 (32.0)	66 (33.0)	0-6 (0.0)	8-10 (80.0)

ALL-TIME SERIES FACTS			
	OVERALL	@ SAN DIEGO	@ ROCKFORD
All-Time Series:	2-0-0-0	1-0-0-0	1-0-0-0
Current Streak:	Two San Diego wins	One San Diego win	One San Diego win
Last Win by San Diego:	Feb. 25, 2017 (3-2)	Feb. 25, 2017 (3-2)	Jan. 13, 2017 (3-2 OT)
Last Win by Rockford:	N/A	N/A	N/A
Last 10 games:	2-0-0-0	1-0-0-0	1-0-0-0
Overtime Record:	1-0-0-0	N/A	1-0-0-0
Longest Winning Streak:	Two games	N/A	N/A
	Jan. 13, 2017-present	N/A	N/A
Longest Losing Streak:	N/A	N/A	N/A
Last Shutout by San Diego:	N/A	N/A	N/A
Last Shutout by Rockford:	N/A	N/A	N/A
Biggest San Diego win:	One goal, two times	Feb. 25, 2017 (3-2)	Jan. 13, 2017 (3-2 OT)
Biggest Rockford win:	N/A	N/A	N/A



AHL

SAN ANTONIO RAMPAGE

ALL-TIME SERIES SUMMARY

SEASON	SERIES RESULTS	GF	GA	SF	SA	POWER PLAY	PENALTY KILLING
2015-16	6-0-0-0 (3-0-0-0 in SD)	23 (3.8)	10 (1.7)	197 (32.8)	196 (32.7)	6-22 (27.3)	19-21 (90.0)
2016-17	3-1-0-0 (1-1-0-0 in SD)	13 (3.3)	11 (2.8)	135 (33.8)	110 (27.5)	4-16 (25.0)	9-13 (69.2)
2017-18	3-1-0-0 (2-0-0-0 in SD)	11 (2.8)	6 (1.5)	91 (22.8)	121 (30.3)	4-19 (21.1)	19-21 (90.5)
2018-19	1-1-0-0 (1-0-0-0 in SD)	5 (2.5)	8 (4.0)	47 (23.5)	50 (25.0)	0-7 (0.0)	3-6 (50.0)
2019-20	Did not play						
Totals	13-3-0-0 (7-1-0-0 in SD)	52 (3.3)	35 (2.2)	470 (29.4)	477 (29.8)	14-64 (21.9)	51-62 (82.3)

ALL-TIME SERIES FACTS

	OVERALL	@ SAN DIEGO	@ SAN ANTONIO
All-Time Series:	13-3-0-0	7-1-0-0	6-2-0-0
Current Streak:	One San Diego win	Four San Diego wins	Two San Antonio wins
Last Win by San Diego:	Feb. 23, 2019 (5-4)	Feb. 23, 2019 (5-4)	Oct. 28, 2017 (5-3)
Last Win by San Antonio:	Jan. 25, 2019 (4-0)	Jan. 6, 2017 (5-4)	Jan. 25, 2019 (4-0)
Last 10 games:	7-3-0-0	7-1-0-0	6-2-0-0
Overtime Record:	3-0-0-0	1-0-0-0	2-0-0-0
Longest Winning Streak:	Six games Nov. 5, 2015-Mar. 16, 2016	Four games Jan. 7, 2017-present	Six games Jan. 1, 2016-Oct. 28, 2017
Longest Losing Streak:	N/A	N/A	N/A
Last Shutout by San Diego:	Feb. 27, 2018 (3-0)	Feb. 27, 2018 (3-0)	N/A
Last Shutout by San Antonio:	Jan. 25, 2019 (4-0)	N/A	Jan. 25, 2019 (4-0)
Biggest San Diego win:	Four goals, two times	Four goals, two times	Two wins by two goals
Biggest San Antonio win:	Jan. 25, 2019 (4-0)	Jan. 6, 2017 (5-4)	Jan. 25, 2019 (4-0)

SAN JOSE BARRACUDA

ALL-TIME SERIES SUMMARY

SEASON	SERIES RESULTS	GF	GA	SF	SA	POWER PLAY	PENALTY KILLING
2015-16	8-2-1-1 (3-1-1-1 SD)	37 (3.0)	25 (2.0)	358 (29.8)	337 (28.1)	11-42 (26.2)	38-44 (86.4)
2016-17	5-4-1-0 (5-0-0-0 in SD)	28 (2.8)	25 (2.5)	296 (29.6)	323 (32.3)	8-37 (21.6)	20-23 (87.0)
2017-18	4-4-0-0 (2-2-0-0 in SD)	21 (2.6)	19 (2.4)	218 (27.3)	318 (39.8)	7-28 (25.0)	30-33 (90.9)
2018-19	6-4-0-0 (3-2-0-0 in SD)	41 (4.1)	31 (3.1)	301 (30.1)	319 (31.9)	8-35 (22.9)	35-44 (77.5)
2019-20	7-2-2-0 (3-1-1-0 in SD)	41 (3.7)	32 (2.9)	337 (30.6)	391 (35.5)	7-37 (18.9)	34-40 (85.0)
2020-21	4-2-0-0 (2-1-0-0 in SD)	24 (4.0)	17 (2.8)	157 (26.2)	209 (34.8)	7-19 (36.8)	18-21 (85.7)
Totals	34-18-4-1 (18-7-2-1 in SD)	192 (3.8)	149 (2.9)	1667 (32.7)	1897 (37.2)	48-198 (24.2)	175-205 (85.4)

ALL-TIME SERIES FACTS

	OVERALL	@ SAN DIEGO	@ SAN JOSE
All-Time Series:	34-18-4-1	18-7-2-1	16-11-2-0
Current Streak:	Three San Diego wins	Two San Diego wins	Two San Diego wins
Last Win by San Diego:	Apr. 21, 2021 (6-2)	Apr. 3, 2021 (7-3)	Apr. 21, 2021 (6-2)
Last Win by San Jose:	Mar. 9, 2021 (4-2)	Mar. 5, 2021 (5-1)	Mar. 9, 2021 (4-2)
Last 10 games:	7-2-1-0	5-4-1-0	7-2-1-0
Overtime Record:	9-0-4-1	5-0-2-1	4-0-2-0
Longest Winning Streak:	Five games Dec. 15, 2018-Feb. 16, 2019	Nine games Dec. 18, 2015-Jan. 6, 2018	Four games Oct. 21-Dec. 12, 2015
Longest Losing Streak:	Two games, eight times Last: Nov. 27-Dec. 20, 2019	Two games, four times Last: Nov. 27-Dec. 20, 2019	Six games Dec. 10, 2016-Nov. 26, 2017
Last Shutout by San Diego:	Jan. 5, 2018 (5-0)	Jan. 5, 2018 (5-0)	Dec. 12, 2015 (5-0)
Last Shutout by San Jose:	Apr. 4, 2018 (4-0)	N/A	Apr. 4, 2018 (4-0)
Biggest San Diego win:	Nov. 13, 2019 (9-3)	Nov. 13, 2019 (9-3)	Five goals, two times
Biggest San Jose win:	Four goals, two times	Mar. 5, 2021 (5-1)	Four goals, two times

ALL-TIME SERIES SUMMARY

SEASON	SERIES RESULTS	GF	GA	SF	SA	POWER PLAY	PENALTY KILLING
2015-16	6-2-3-1 (4-0-2-0 in SD)	37 (3.1)	35 (2.9)	380 (31.7)	397 (33.1)	10-44 (22.7)	50-57 (87.7)
2016-17	3-7-0-0 (2-3-0-0 in SD)	27 (2.7)	44 (4.4)	343 (34.3)	313 (31.3)	7-49 (14.3)	35-45 (77.8)
2017-18	3-4-0-1 (3-1-0-0 in SD)	27 (3.4)	32 (4.0)	242 (30.3)	274 (34.3)	12-45 (26.7)	28-35 (80.0)
2018-19	3-4-0-1 (0-3-0-1 in SD)	33 (4.1)	32 (4.0)	274 (34.3)	268 (33.5)	9-32 (28.1)	28-33 (84.8)
2019-20	4-4-1-0 (2-2-0-0 in SD)	25 (2.8)	31 (3.4)	243 (27.0)	305 (33.9)	3-37 (8.1)	22-29 (75.9)
Totals	19-21-4-3 (11-9-2-1 in SD)	149 (3.2)	174 (3.7)	1482 (31.5)	1557 (33.1)	41-198 (19.8)	163-199 (81.9)

ALL-TIME SERIES FACTS

	OVERALL	@ SAN DIEGO	@ STOCKTON
All-Time Series:	19-21-4-3	11-9-2-1	8-12-2-2
Current Streak:	Two San Diego wins	Two San Diego wins	One San Diego win
Last Win by San Diego:	Feb. 28, 2020 (4-2)	Feb. 19, 2020 (3-2)	Feb. 28, 2020 (4-2)
Last Win by Stockton:	Feb. 17, 2020 (3-2 OT)	Nov. 23, 2019 (4-1)	Feb. 17, 2020 (3-2 OT)
Last 10 games:	4-5-1-0	4-5-0-1	5-3-1-1
Overtime Record:	4-0-4-3	3-0-2-1	1-0-2-2
Longest Winning Streak:	Two games, four times Last: Feb. 19, 2020-present	Four games Oct. 30, 2015-Mar. 4, 2016	Two games, two times Last: Nov. 25, 2018-Jan. 9, 2019
Longest Losing Streak:	Six games Mar. 6-Nov. 23, 2019	Six games Oct. 26, 2018-Nov. 23, 2019	Six games Dec. 3, 2016-Mar. 4, 2018
Last Shutout by San Diego:	Mar. 2, 2019 (3-0)	N/A	Mar. 2, 2019 (3-0)
Last Shutout by Stockton:	Dec. 3, 2016 (4-0)	N/A	Dec. 3, 2016 (4-0)
Biggest San Diego win:	Apr. 9, 2016 (6-2)	Dec. 16, 2017 (4-1)	Apr. 9, 2016 (6-2)
Biggest Stockton win:	Nov. 4, 2016 (6-1)	Oct. 18, 2019 (5-1)	Nov. 4, 2016 (6-1)

ALL-TIME SERIES SUMMARY

SEASON	SERIES RESULTS	GF	GA	SF	SA	POWER PLAY	PENALTY KILLING
2015-16	1-5-0-0 (0-3-0-0 in SD)	15 (2.5)	27 (4.5)	169 (28.2)	179 (29.8)	4-22 (18.2)	20-26 (76.9)
2016-17	4-0-0-0 (2-0-0-0 in SD)	18 (4.5)	7 (1.8)	118 (29.5)	116 (29.0)	6-18 (33.3)	14-16 (87.5)
2017-18	4-0-0-0 (2-0-0-0 in SD)	18 (4.5)	7 (1.8)	118 (29.5)	116 (29.0)	6-18 (33.3)	14-16 (87.5)
2018-19	2-0-0-0 (1-0-0-0 in SD)	6 (3.0)	2 (1.0)	64 (32.0)	52 (26.0)	0-6 (0.0)	6-7 (85.7)
2019-20	Did not play						
Totals	10-7-1-0 (4-5-0-0 in SD)	61 (3.8)	59 (3.7)	508 (31.8)	520 (32.5)	20-73 (27.4)	62-76 (81.6)

ALL-TIME SERIES FACTS

	OVERALL	@ SAN DIEGO	@ TEXAS
All-Time Series:	10-7-1-0	4-5-0-0	6-2-1-0
Current Streak:	Four San Diego wins	One San Diego win	Three San Diego wins
Last Win by San Diego:	Jan. 26, 2019 (4-1)	Jan. 16, 2019 (2-1)	Jan. 26, 2019 (4-1)
Last Win by Texas:	Nov. 8, 2017 (6-2)	Nov. 8, 2017 (6-2)	Oct. 27, 2017 (5-4)
Last 10 games:	7-2-1-0	4-5-0-0	6-2-1-0
Overtime Record:	0-0-1-0	N/A	0-0-1-0
Longest Winning Streak:	Four games, twice Last: Dec. 30, 2017-present	Two games Oct. 22, 2016-Feb. 24, 2017	Three games Dec. 30, 2017-present
Longest Losing Streak:	Three games Nov. 25, 2015-Jan. 16, 2016	Three games Nov. 25-Feb. 17, 2016	N/A N/A
Last Shutout by San Diego:	Dec. 29, 2016 (4-0)	N/A	Dec. 29, 2016 (4-0)
Last Shutout by Texas:	N/A	N/A	N/A
Biggest San Diego win:	Four goals, three times	Four goals, two times	Dec. 29, 2016 (4-0)
Biggest Texas win:	Dec. 31, 2015 (6-1)	Nov. 8, 2017 (6-2)	Dec. 31, 2015 (6-1)



AHL

TUCSON ROADRUNNERS

ALL-TIME SERIES SUMMARY

SEASON	SERIES RESULTS	GF	GA	SF	SA	POWER PLAY	PENALTY KILLING
2016-17	10-1-0-1 (4-1-0-1 in SD)	52 (4.3)	24 (2.0)	408 (34.0)	334 (27.8)	12-50 (24.0)	39-49 (79.6)
2017-18	5-7-0-0 (3-3-0-0 in SD)	38 (3.2)	46 (3.8)	362 (30.2)	394 (32.8)	11-56 (19.6)	39-53 (73.6)
2018-19	2-4-2-0 (1-2-1-0 in SD)	26 (3.3)	33 (4.1)	234 (29.3)	288 (36.0)	8-24 (33.3)	26-33 (78.8)
2019-20	4-4-0-0 (3-1-0-0 in SD)	25 (3.1)	25 (3.1)	254 (31.8)	264 (33.0)	5-28 (17.9)	23-28 (82.1)
2020-21	4-4-0-0 (2-2-0-0 in SD)	25 (3.1)	35 (4.4)	270 (33.8)	287 (35.9)	2-33 (6.1%)	20-36 (55.6%)
Totals	21-16-2-1 (11-7-1-1 in SD)	141 (3.5)	128 (3.2)	1258 (31.5)	1280 (32.0)	36-158 (22.8)	127-163 (77.9)

ALL-TIME SERIES FACTS

	OVERALL	@ SAN DIEGO	@ TUCSON
All-Time Series:	25-20-2-1	13-9-1-1	12-11-1-0
Current Streak:	One Tucson win	One Tucson win	One Tucson win
Last Win by San Diego:	Apr. 30, 2021 (5-3)	Apr. 30, 2021 (5-3)	Apr. 9, 2021 (8-6)
Last Win by Tucson:	May 1, 2021 (9-2)	May 1, 2021 (9-2)	Apr. 10, 2021 (4-1)
Last 10 games:	5-5-0-0	5-5-0-0	4-5-1-0
Overtime Record:	1-0-2-1	1-0-1-1	0-0-1-0
Longest Winning Streak:	Eight games	Four games	Seven games
	Feb. 28-Nov. 18, 2017	Mar. 3-Nov. 18, 2017	Jan. 25-Oct. 7, 2017
Longest Losing Streak:	Eight games	Four games	Five games
	Apr. 11-Dec. 5, 2018	Apr. 11-Dec. 5, 2018	Apr. 13, 2018-Apr. 12, 2019
Last Shutout by San Diego:	Jan. 28, 2017 (3-0)	N/A	Jan. 28, 2017 (3-0)
Last Shutout by Tucson:	Mar. 10, 2020 (3-0)	Apr. 11, 2018 (4-0)	Mar. 10, 2020 (3-0)
Biggest San Diego win:	Jan. 25, 2017 (8-1)	Nov. 17, 2017 (8-3)	Jan. 25, 2017 (8-1)
Biggest Tucson win:	May 1, 2021 (9-2)	May 1, 2021 (9-2)	Nov. 22, 2017 (5-0)





STAY CONNECTED.



WATCH

Don't miss a minute of the action with live game streaming at

AHLTV.com



TALK

Join the conversation and get behind-the-scenes access via AHL social media

[@TheAHL](https://twitter.com/TheAHL)



SHOP

Look like the pros with apparel and AHL memorabilia exclusively at

AHLStore.com &
AHLAuthentic.com

TheAHL.com



X SANDIEGOGULLS.COM X

844-GO-GULLS